



# **BMCRC-MRO Championships 2021**

**International Sidecar Revival 2021**

**Cadwell Park**

**7<sup>th</sup> / 8<sup>th</sup> August 2021**



**Results Provided by Timing Solutions Ltd**  
[www.tsl-timing.com](http://www.tsl-timing.com)

BMCRC-MRO Championships 2021



**INTA**  
MOTORCYCLE SERVICES LTD



**INTA MOTORCYCLES BLUE HAZE  
GP / TAYMAR MOTORCYCLES BLUE  
HAZE GPF**

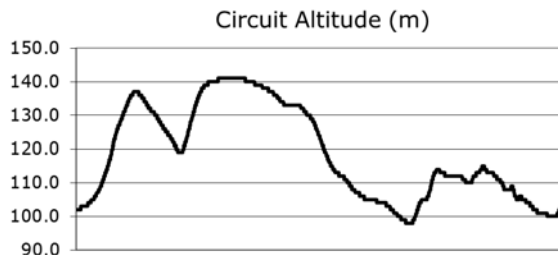
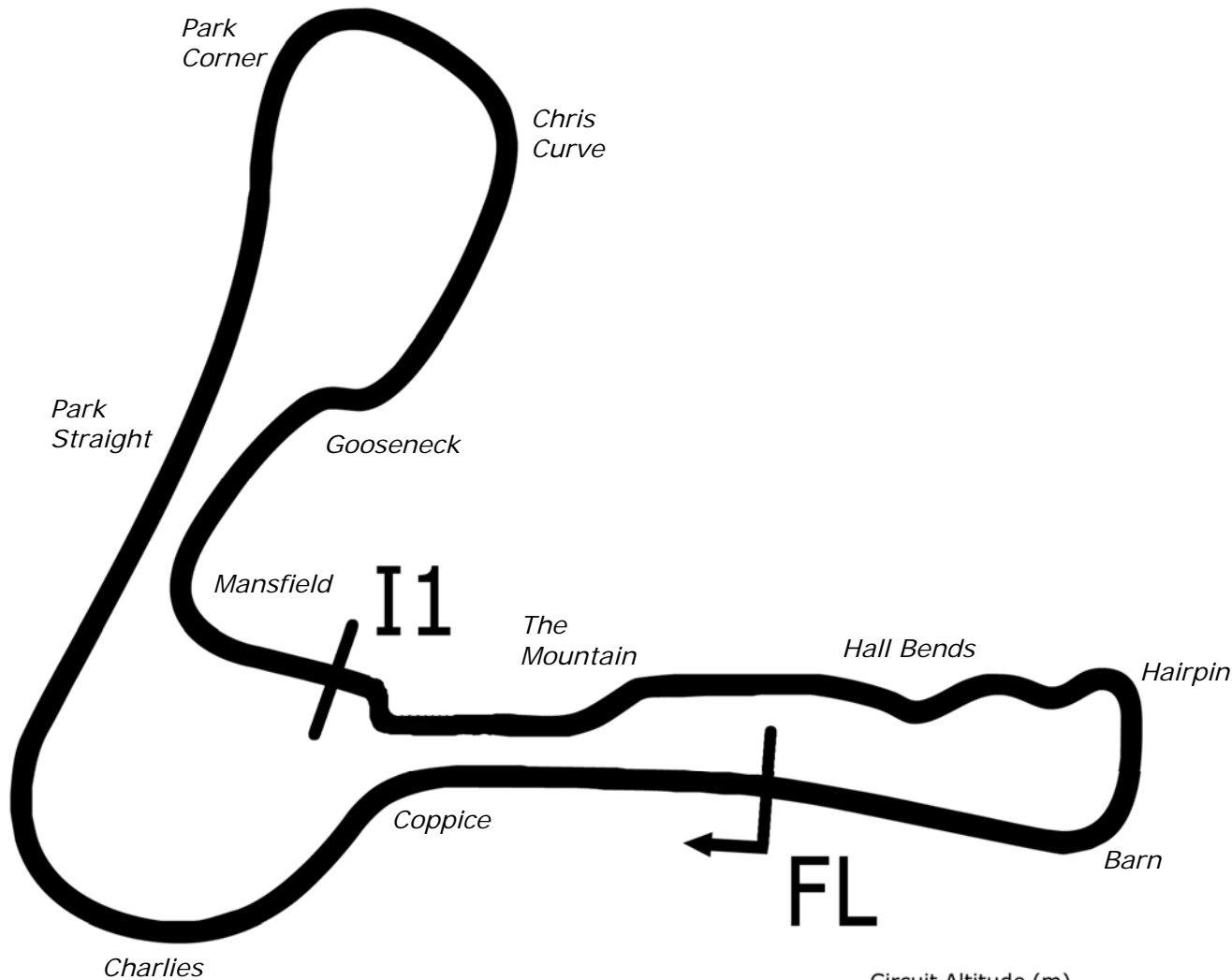
**Cadwell Park**

**7<sup>th</sup> / 8<sup>th</sup> August 2021**



Results Provided by Timing Solutions Ltd  
[www.tsl-timing.com](http://www.tsl-timing.com)

# Cadwell Park



Length	2.1800 miles	3508.4 m	
FL		53.31024 N	0.05940 W
I1	2330m	53.30708 N	0.06270 W
Pit Entry	3472m	53.31103 N	0.05889 W
Pit Exit	0m after FL	53.31030 N	0.05940 W
Pit Entry-Pit Exit 92m, 6.6s @50kph, 5.5s @60kph			

All results available at [www.tsl-timing.com](http://www.tsl-timing.com)

# International Sidecar Revival Meeting 2021

## Blue Haze GP & GPF

### QUALIFYING - CLASSIFICATION

POS	NO	CL	PIC NAME	ENTRY	TIME	ON	LAPS	GAP	DIFF	MPH
1	117	GP	1 Stuart HALL	Yamaha TZ250 -	1:41.339	6	6			77.44
2	51	GP	2 Kevin WHOLEY	Yamaha TZ 250 - Twistgrip Motorcycles	1:41.752	7	7	0.413	0.413	77.12
3	22*	GP	3 Rik BALLERINI	Yamaha TZ250 - SCLS LTD, GECKO RACING, CAMBI	1:43.684	3	3	2.345	1.932	75.69
4	12	GP	4 Adrian MARTIN	Yamaha TZ250 - Strategic business development &sup	1:46.985	7	7	5.646	3.301	73.35
5	157	GPF	1 Geoff MOOK	Yamaha TZR 250 -	1:47.206	5	5	5.867	0.221	73.20
6	129	GP	5 Colin SLEIGH	Yamaha TZ250 - NCL racing	1:47.233	7	7	5.894	0.027	73.18
7	41	GPF	2 David ABRAHAM	Suzuki RG570 - Cambridge Motorcycles	1:48.130	7	7	6.791	0.897	72.57
8	29	GPF	3 Derek CRIPPS	Yamaha RD 350 YPVS - Kelly Cripps - Team FBR	1:49.170	4	4	7.831	1.040	71.88
9	110	GPF	4 Mark HAIGH	Aprilia RS250 -	1:49.342	7	7	8.003	0.172	71.77
10	3	GP	6 Tom BARRETT	Honda RS250 - The Two Stroke Workshop	1:49.512	5	6	8.173	0.170	71.66
11	64	GP	7 Phil ELLIS	Yamaha TZ250B -	1:49.792	7	7	8.453	0.280	71.48
12	61	GPF	5 Paul WELCH	Yamaha TZR250 -	1:50.884	6	7	9.545	1.092	70.77
13	60	GPF	6 Daniel GOUGH	Yamaha TZR 250 - G Force Motorcycles	1:53.566	6	6	12.227	2.682	69.10
14	162	GPF	7 Darren COOPER	Yamaha TZR250 -	1:55.640	3	6	14.301	2.074	67.86
15	14	GPF	8 Denis HALIL	Yamaha TZR - D & A AUTOS	1:57.286	1	1	15.947	1.646	66.91
16	174	GP	8 David BOWLER	Yamaha TZ 250 4DP -	1:58.604	6	6	17.265	1.318	66.17
17	147	GP	9 John HANNAFORD	Yamaha TZ350D -	2:01.085	2	2	19.746	2.481	64.81
18	30	GPF	9 Neil HEWSON	Suzuki RGV250 - The Sun Inn, Pickering	2:02.455	6	6	21.116	1.370	64.08
19	67	GPF	10 Mark BAILEY	Yamaha TZR250 -	2:09.900	3	3	28.561	7.445	60.41
20	17	GPF	11 David PATERSON	Aprilia RS250 - The love of a good woman	2:23.739	1	1	42.400	13.839	54.59
21	33	GPF	12 Kieran LEWIS	Yamaha TZR250 - Controls For Doors Ltd/ G Force Mo			0			

\* Bike 22 - Please fit a working transponder

Weather / Track : Cloudy / Dry

These results are provisional until the conclusion of any judicial and technical matters.

Cadwell Park

Circuit Length = 2.1800 miles

Start: 09:02 Flag 09:14 End: 09:16

Clerk Of Course :	Stewards :	Timekeeper : Craig Smith
-------------------	------------	--------------------------

Results can be found at [www.tsl-timing.com](http://www.tsl-timing.com)

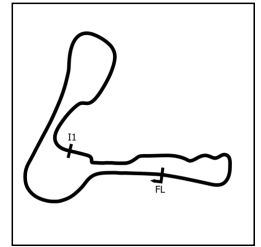
Printed - 09:16 Saturday, 07 August 2021



# International Sidecar Revival Meeting 2021

## Blue Haze GP & GPF

### QUALIFYING - SECTOR ANALYSIS



SECTOR 1 = FL to I1, SECTOR 2 = I1 to FL, DIFF = Difference To Personal Best Lap, P = Crossed Finish Line in Pit Lane, D = Time Disallowed

P1 117 GP		Stuart HALL		Yamaha TZ250 -			
IDEAL LAP TIME : 1:41.339		BEST LAP TIME : 1:41.339		DIFFERENCE : 0.000			
LAP	SECTOR 1	SECTOR 2	LAP TIME	MPH	DIFF	TIME OF DAY	
1 -	1:07.532	46.309	1:53.841	68.93	12.502	09:04:53.669	
2 -	1:01.751	43.391	1:45.142	74.64	3.803	09:06:38.811	
3 -	1:00.402	43.415	1:43.817 (3)	75.59	2.478	09:08:22.628	
4 -	1:01.308	44.231	1:45.539	74.36	4.200	09:10:08.167	
5 -	59.232	42.407	1:41.639 (2)	77.21	0.300	09:11:49.806	
6 -	<b>59.050</b>	<b>42.289</b>	<b>1:41.339 (1)</b>	<b>77.44</b>		<b>09:13:31.145</b>	

P2 51 GP		Kevin WHOLEY		Yamaha TZ 250 - Twistgrip Motorcycles			
IDEAL LAP TIME : 1:41.752		BEST LAP TIME : 1:41.752		DIFFERENCE : 0.000			
LAP	SECTOR 1	SECTOR 2	LAP TIME	MPH	DIFF	TIME OF DAY	
1 -	1:07.577	47.048	1:54.625	68.46	12.873	09:04:48.501	
2 -	1:03.773	45.534	1:49.307	71.79	7.555	09:06:37.808	
3 -	1:00.603	43.157	1:43.760	75.63	2.008	09:08:21.568	
4 -	59.445	42.708	1:42.153 (2)	76.82	0.401	09:10:03.721	
5 -	59.900	43.676	1:43.576	75.77	1.824	09:11:47.297	
6 -	59.434	43.405	1:42.839 (3)	76.31	1.087	09:13:30.136	
7 -	<b>59.184</b>	<b>42.568</b>	<b>1:41.752 (1)</b>	<b>77.12</b>		<b>09:15:11.888</b>	

P3 22 GP		Rik BALLERINI		Yamaha TZ250 - SCLS LTD, GECKO RACING, CAMBRIDGE M			
IDEAL LAP TIME :		BEST LAP TIME : 1:43.684		DIFFERENCE :			
LAP	SECTOR 1	SECTOR 2	LAP TIME	MPH	DIFF	TIME OF DAY	
1 -			1:53.263 (3)	69.29	9.579	09:04:48.612	
2 -			1:49.789 (2)	71.48	6.105	09:06:38.401	
3 -			<b>1:43.684 (1)</b>	<b>75.69</b>		<b>09:08:22.085</b>	

P4 12 GP		Adrian MARTIN		Yamaha TZ250 - Strategic business development & support ltd			
IDEAL LAP TIME : 1:46.538		BEST LAP TIME : 1:46.985		DIFFERENCE : 0.447			
LAP	SECTOR 1	SECTOR 2	LAP TIME	MPH	DIFF	TIME OF DAY	
1 -	1:08.829	47.994	1:56.823	67.17	9.838	09:04:59.276	
2 -	1:05.288	46.560	1:51.848	70.16	4.863	09:06:51.124	
3 -	1:03.837	45.846	1:49.683	71.55	2.698	09:08:40.807	
4 -	1:04.277	45.883	1:50.160	71.24	3.175	09:10:30.967	
5 -	1:02.277	45.787	1:48.064 (3)	72.62	1.079	09:12:19.031	
6 -	1:02.167	<b>44.989</b>	1:47.156 (2)	73.23	0.171	09:14:06.187	
7 -	<b>1:01.549</b>	45.436	<b>1:46.985 (1)</b>	<b>73.35</b>		<b>09:15:53.172</b>	

P5 157 GPF		Geoff MOOK		Yamaha TZR 250 -			
IDEAL LAP TIME : 1:47.206		BEST LAP TIME : 1:47.206		DIFFERENCE : 0.000			
LAP	SECTOR 1	SECTOR 2	LAP TIME	MPH	DIFF	TIME OF DAY	
1 -	1:10.448	48.244	1:58.692	66.12	11.486	09:04:58.756	
2 -	1:06.787	50.352	1:57.139	66.99	9.933	09:06:55.895	
3 -	1:03.518	45.739	1:49.257 (3)	71.83	2.051	09:08:45.152	
4 -	1:03.591	44.501	1:48.092 (2)	72.60	0.886	09:10:33.244	
5 -	<b>1:02.965</b>	<b>44.241</b>	<b>1:47.206 (1)</b>	<b>73.20</b>		<b>09:12:20.450</b>	

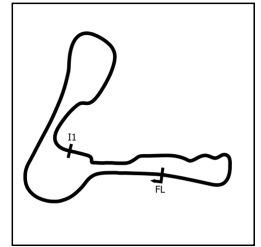
Weather / Track : Cloudy / Dry

Cadwell Park  
Circuit Length = 2.1800 miles  
Start: 09:02 Flag 09:14 End: 09:16

# International Sidecar Revival Meeting 2021

## Blue Haze GP & GPF

### QUALIFYING - SECTOR ANALYSIS



SECTOR 1 = FL to I1, SECTOR 2 = I1 to FL, DIFF = Difference To Personal Best Lap, P = Crossed Finish Line in Pit Lane, D = Time Disallowed

<b>P6 129 GP Colin SLEIGH</b>		Yamaha TZ250 - NCL racing				
IDEAL LAP TIME : 1:47.233		BEST LAP TIME : 1:47.233		DIFFERENCE : 0.000		
LAP	SECTOR 1	SECTOR 2	LAP TIME	MPH	DIFF	TIME OF DAY
1 -	1:09.683	47.453	1:57.136	66.99	9.903	09:04:48.110
2 -	1:04.023	46.070	1:50.093	71.28	2.860	09:06:38.203
3 -	1:03.178	45.984	1:49.162	71.89	1.929	09:08:27.365
4 -	1:02.671	45.339	1:48.010 (3)	72.66	0.777	09:10:15.375
5 -	1:02.827	45.073	1:47.900 (2)	72.73	0.667	09:12:03.275
6 -	1:04.368	45.336	1:49.704	71.53	2.471	09:13:52.979
7 -	<b>1:02.423</b>	<b>44.810</b>	<b>1:47.233 (1)</b>	<b>73.18</b>		<b>09:15:40.212</b>

<b>P7 41 GPF David ABRAHAM</b>		Suzuki RG570 - Cambridge Motorcycles				
IDEAL LAP TIME : 1:48.130		BEST LAP TIME : 1:48.130		DIFFERENCE : 0.000		
LAP	SECTOR 1	SECTOR 2	LAP TIME	MPH	DIFF	TIME OF DAY
1 -	1:10.952	47.528	1:58.480	66.23	10.350	09:04:57.214
2 -	1:06.227	47.702	1:53.929	68.88	5.799	09:06:51.143
3 -	1:04.320	45.890	1:50.210 (3)	71.21	2.080	09:08:41.353
4 -	1:04.259	47.149	1:51.408	70.44	3.278	09:10:32.761
5 -	1:06.822	45.885	1:52.707	69.63	4.577	09:12:25.468
6 -	1:03.359	45.910	1:49.269 (2)	71.82	1.139	09:14:14.737
7 -	<b>1:02.718</b>	<b>45.412</b>	<b>1:48.130 (1)</b>	<b>72.57</b>		<b>09:16:02.867</b>

<b>P8 29 GPF Derek CRIPPS</b>		Yamaha RD 350 YPVS - Kelly Cripps - Team FBR				
IDEAL LAP TIME : 1:49.109		BEST LAP TIME : 1:49.170		DIFFERENCE : 0.061		
LAP	SECTOR 1	SECTOR 2	LAP TIME	MPH	DIFF	TIME OF DAY
1 -	1:10.677	48.234	1:58.911	65.99	9.741	09:04:58.155
2 -	1:04.291	46.061	1:50.352 (3)	71.11	1.182	09:06:48.507
3 -	<b>1:03.156</b>	46.047	1:49.203 (2)	71.86	0.033	09:08:37.710
4 -	1:03.217	<b>45.953</b>	<b>1:49.170 (1)</b>	<b>71.88</b>		<b>09:10:26.880</b>

<b>P9 110 GPF Mark HAIGH</b>		Aprilia RS250 -				
IDEAL LAP TIME : 1:48.896		BEST LAP TIME : 1:49.342		DIFFERENCE : 0.446		
LAP	SECTOR 1	SECTOR 2	LAP TIME	MPH	DIFF	TIME OF DAY
1 -	1:10.660	48.689	1:59.349	65.75	10.007	09:05:00.887
2 -	1:04.586	49.702	1:54.288	68.66	4.946	09:06:55.175
3 -	1:03.855	<b>45.760</b>	1:49.615 (2)	71.59	0.273	09:08:44.790
4 -	1:04.601	46.931	1:51.532	70.36	2.190	09:10:36.322
5 -	1:04.509	48.599	1:53.108	69.38	3.766	09:12:29.430
6 -	<b>1:03.136</b>	47.020	1:50.156 (3)	71.24	0.814	09:14:19.586
7 -	1:03.346	45.996	<b>1:49.342 (1)</b>	<b>71.77</b>		<b>09:16:08.928</b>

<b>P10 3 GP Tom BARRETT</b>		Honda RS250 - The Two Stroke Workshop				
IDEAL LAP TIME : 1:48.943		BEST LAP TIME : 1:49.512		DIFFERENCE : 0.569		
LAP	SECTOR 1	SECTOR 2	LAP TIME	MPH	DIFF	TIME OF DAY
1 -	1:14.821	53.004	2:07.825	61.39	18.313	09:05:31.569
2 -	1:06.444	48.570	1:55.014	68.23	5.502	09:07:26.583
3 -	1:05.559	47.851	1:53.410	69.20	3.898	09:09:19.993
4 -	1:02.582	48.623	1:51.205 (3)	70.57	1.693	09:11:11.198
5 -	1:02.788	<b>46.724</b>	<b>1:49.512 (1)</b>	<b>71.66</b>		<b>09:13:00.710</b>
6 -	<b>1:02.219</b>	47.688	1:49.907 (2)	71.40	0.395	09:14:50.617

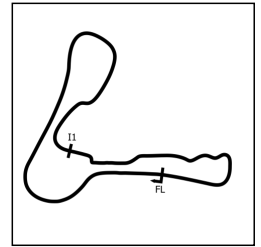
Weather / Track : Cloudy / Dry

Cadwell Park  
Circuit Length = 2.1800 miles  
Start: 09:02 Flag 09:14 End: 09:16

# International Sidecar Revival Meeting 2021

## Blue Haze GP & GPF

### QUALIFYING - SECTOR ANALYSIS



SECTOR 1 = FL to I1, SECTOR 2 = I1 to FL, DIFF = Difference To Personal Best Lap, P = Crossed Finish Line in Pit Lane, D = Time Disallowed

P11 64 GP Phil ELLIS			Yamaha TZ250B -			
IDEAL LAP TIME : 1:49.792		BEST LAP TIME : 1:49.792		DIFFERENCE : 0.000		
LAP	SECTOR 1	SECTOR 2	LAP TIME	MPH	DIFF	TIME OF DAY
1 -	1:08.665	47.867	1:56.532	67.34	6.740	09:04:50.626
2 -	1:05.756	46.338	1:52.094	70.01	2.302	09:06:42.720
3 -	1:04.181	46.054	1:50.235	71.19	0.443	09:08:32.955
4 -	1:03.912	46.195	1:50.107 (3)	71.27	0.315	09:10:23.062
5 -	1:03.941	46.122	1:50.063 (2)	71.30	0.271	09:12:13.125
6 -	1:03.902	46.252	1:50.154	71.24	0.362	09:14:03.279
7 -	<b>1:03.867</b>	<b>45.925</b>	<b>1:49.792 (1)</b>	<b>71.48</b>		<b>09:15:53.071</b>

P12 61 GPF Paul WELCH			Yamaha TZR250 -			
IDEAL LAP TIME : 1:50.865		BEST LAP TIME : 1:50.884		DIFFERENCE : 0.019		
LAP	SECTOR 1	SECTOR 2	LAP TIME	MPH	DIFF	TIME OF DAY
1 -	1:09.323	48.886	1:58.209	66.39	7.325	09:04:49.891
2 -	1:06.850	46.947	1:53.797	68.96	2.913	09:06:43.688
3 -	1:04.967	47.003	1:51.970	70.09	1.086	09:08:35.658
4 -	1:05.601	46.330	1:51.931 (3)	70.11	1.047	09:10:27.589
5 -	1:04.993	46.718	1:51.711 (2)	70.25	0.827	09:12:19.300
6 -	<b>1:04.547</b>	46.337	<b>1:50.884 (1)</b>	<b>70.77</b>		<b>09:14:10.184</b>
7 -	1:06.268	<b>46.318</b>	1:52.586	69.70	1.702	09:16:02.770

P13 60 GPF Daniel GOUGH			Yamaha TZR 250 - G Force Motorcycles			
IDEAL LAP TIME : 1:53.566		BEST LAP TIME : 1:53.566		DIFFERENCE : 0.000		
LAP	SECTOR 1	SECTOR 2	LAP TIME	MPH	DIFF	TIME OF DAY
1 -	1:16.575	51.510	2:08.085	61.27	14.519	09:05:16.679
2 -	1:09.015	50.568	1:59.583	65.62	6.017	09:07:16.262
3 -	1:08.787	48.386	1:57.173	66.97	3.607	09:09:13.435
4 -	1:07.277	48.116	1:55.393 (3)	68.01	1.827	09:11:08.828
5 -	1:06.353	47.595	1:53.948 (2)	68.87	0.382	09:13:02.776
6 -	<b>1:06.013</b>	<b>47.553</b>	<b>1:53.566 (1)</b>	<b>69.10</b>		<b>09:14:56.342</b>

P14 162 GPF Darren COOPER			Yamaha TZR250 -			
IDEAL LAP TIME : 1:55.640		BEST LAP TIME : 1:55.640		DIFFERENCE : 0.000		
LAP	SECTOR 1	SECTOR 2	LAP TIME	MPH	DIFF	TIME OF DAY
1 -	1:11.404	49.731	2:01.135	64.78	5.495	09:05:02.834
2 -	1:06.883	49.596	1:56.479 (2)	67.37	0.839	09:06:59.313
3 -	<b>1:06.803</b>	<b>48.837</b>	<b>1:55.640 (1)</b>	<b>67.86</b>		<b>09:08:54.953</b>
4 -	1:08.539	49.983	1:58.522	66.21	2.882	09:10:53.475
5 -	1:07.992	49.702	1:57.694 (3)	66.68	2.054	09:12:51.169
6 -	1:08.869	51.136	2:00.005	65.39	4.365	09:14:51.174

P15 14 GPF Denis HALIL			Yamaha TZR - D & A AUTOS			
IDEAL LAP TIME : 1:57.286		BEST LAP TIME : 1:57.286		DIFFERENCE : 0.000		
LAP	SECTOR 1	SECTOR 2	LAP TIME	MPH	DIFF	TIME OF DAY
1 -	<b>1:09.522</b>	<b>47.764</b>	<b>1:57.286 (1)</b>	<b>66.91</b>		<b>09:04:50.061</b>

P16 174 GP David BOWLER			Yamaha TZ 250 4DP -			
IDEAL LAP TIME : 1:58.504		BEST LAP TIME : 1:58.604		DIFFERENCE : 0.100		
LAP	SECTOR 1	SECTOR 2	LAP TIME	MPH	DIFF	TIME OF DAY
1 -	1:10.141	52.639	2:02.780	63.91	4.176	09:05:07.118
2 -	1:07.883	52.015	1:59.898 (3)	65.45	1.294	09:07:07.016
3 -	1:08.122	51.912	2:00.034	65.38	1.430	09:09:07.050
4 -	1:11.006	53.505	2:04.511	63.03	5.907	09:11:11.561
5 -	<b>1:07.691</b>	51.740	1:59.431 (2)	65.71	0.827	09:13:10.992
6 -	1:07.791	<b>50.813</b>	<b>1:58.604 (1)</b>	<b>66.17</b>		<b>09:15:09.596</b>

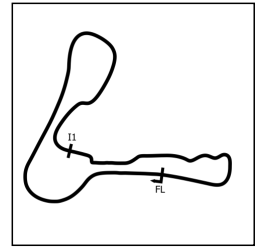
Weather / Track : Cloudy / Dry

Cadwell Park  
Circuit Length = 2.1800 miles  
Start: 09:02 Flag 09:14 End: 09:16

# International Sidecar Revival Meeting 2021

## Blue Haze GP & GPF

### QUALIFYING - SECTOR ANALYSIS



SECTOR 1 = FL to I1, SECTOR 2 = I1 to FL, DIFF = Difference To Personal Best Lap, P = Crossed Finish Line in Pit Lane, D = Time Disallowed

<b>P17 147 GP</b>		<b>John HANNAFORD</b>		Yamaha TZ350D -			
IDEAL LAP TIME : 2:01.085		BEST LAP TIME : 2:01.085		DIFFERENCE : 0.000			
LAP	SECTOR 1	SECTOR 2	LAP TIME	MPH	DIFF	TIME OF DAY	
1 -	1:14.157	52.240	2:06.397 (2)	62.09	5.312	09:05:14.681	
2 -	<b>1:10.105</b>	<b>50.980</b>	<b>2:01.085 (1)</b>	<b>64.81</b>		<b>09:07:15.766</b>	

<b>P18 30 GPF</b>		<b>Neil HEWSON</b>		Suzuki RGV250 - The Sun Inn, Pickering			
IDEAL LAP TIME : 2:02.455		BEST LAP TIME : 2:02.455		DIFFERENCE : 0.000			
LAP	SECTOR 1	SECTOR 2	LAP TIME	MPH	DIFF	TIME OF DAY	
1 -	1:21.728	59.880	2:21.608	55.42	19.153	09:05:31.710	
2 -	1:19.461	54.778	2:14.239	58.46	11.784	09:07:45.949	
3 -	1:16.124	53.865	2:09.989	60.37	7.534	09:09:55.938	
4 -	1:13.710	52.202	2:05.912 (3)	62.32	3.457	09:12:01.850	
5 -	1:13.199	51.449	2:04.648 (2)	62.96	2.193	09:14:06.498	
6 -	<b>1:11.426</b>	<b>51.029</b>	<b>2:02.455 (1)</b>	<b>64.08</b>		<b>09:16:08.953</b>	

<b>P19 67 GPF</b>		<b>Mark BAILEY</b>		Yamaha TZR250 -			
IDEAL LAP TIME : 2:09.900		BEST LAP TIME : 2:09.900		DIFFERENCE : 0.000			
LAP	SECTOR 1	SECTOR 2	LAP TIME	MPH	DIFF	TIME OF DAY	
1 -	1:18.430	55.729	2:14.159 (2)	58.49	4.259	09:05:20.217	
2 -	1:18.177	56.917	2:15.094 (3)	58.09	5.194	09:07:35.311	
3 -	<b>1:14.447</b>	<b>55.453</b>	<b>2:09.900 (1)</b>	<b>60.41</b>		<b>09:09:45.211</b>	

<b>P20 17 GPF</b>		<b>David PATERSON</b>		Aprilia RS250 - The love of a good woman			
IDEAL LAP TIME : 2:22.668		BEST LAP TIME : 2:23.739		DIFFERENCE : 1.071			
LAP	SECTOR 1	SECTOR 2	LAP TIME	MPH	DIFF	TIME OF DAY	
1 -	1:24.709	<b>59.030</b>	<b>2:23.739 (1)</b>	<b>54.59</b>		<b>09:05:29.603</b>	



# International Sidecar Revival Meeting 2021

## Blue Haze GP & GPF

### QUALIFYING - BEST SECTORS

SECTOR 1				SECTOR 2			IDEAL / BEST COMPARISON					
POS	NO	NAME	TIME	NO	NAME	TIME	POS	NO	NAME	IDEAL	BEST	DIFF
									<b>PERFECT LAP</b>	<b>1:41.339</b>		
1	117	HALL	<b>59.050</b>	117	HALL	<b>42.289</b>	1	117	HALL	1:41.339	1:41.339	<b>0.000</b>
2	51	WHOLEY	<b>59.184</b>	51	WHOLEY	<b>42.568</b>	2	51	WHOLEY	1:41.752	1:41.752	<b>0.000</b>
3	12	MARTIN	<b>1:01.549</b>	157	MOOK	<b>44.241</b>	3	12	MARTIN	1:46.538	1:46.985	<b>0.447</b>
4	3	BARRETT	<b>1:02.219</b>	129	SLEIGH	<b>44.810</b>	4	157	MOOK	1:47.206	1:47.206	<b>0.000</b>
5	129	SLEIGH	<b>1:02.423</b>	12	MARTIN	<b>44.989</b>	5	129	SLEIGH	1:47.233	1:47.233	<b>0.000</b>
6	41	ABRAHAM	<b>1:02.718</b>	41	ABRAHAM	<b>45.412</b>	6	41	ABRAHAM	1:48.130	1:48.130	<b>0.000</b>
7	157	MOOK	<b>1:02.965</b>	110	HAIGH	<b>45.760</b>	7	110	HAIGH	1:48.896	1:49.342	<b>0.446</b>
8	110	HAIGH	<b>1:03.136</b>	64	ELLIS	<b>45.925</b>	8	3	BARRETT	1:48.943	1:49.512	<b>0.569</b>
9	29	CRIPPS	<b>1:03.156</b>	29	CRIPPS	<b>45.953</b>	9	29	CRIPPS	1:49.109	1:49.170	<b>0.061</b>
10	64	ELLIS	<b>1:03.867</b>	61	WELCH	<b>46.318</b>	10	64	ELLIS	1:49.792	1:49.792	<b>0.000</b>
11	61	WELCH	<b>1:04.547</b>	3	BARRETT	<b>46.724</b>	11	61	WELCH	1:50.865	1:50.884	<b>0.019</b>
12	60	GOUGH	<b>1:06.013</b>	60	GOUGH	<b>47.553</b>	12	60	GOUGH	1:53.566	1:53.566	<b>0.000</b>
13	162	COOPER	<b>1:06.803</b>	14	HALIL	<b>47.764</b>	13	162	COOPER	1:55.640	1:55.640	<b>0.000</b>
14	174	BOWLER	<b>1:07.691</b>	162	COOPER	<b>48.837</b>	14	14	HALIL	1:57.286	1:57.286	<b>0.000</b>
15	14	HALIL	<b>1:09.522</b>	174	BOWLER	<b>50.813</b>	15	174	BOWLER	1:58.504	1:58.604	<b>0.100</b>
16	147	HANNAFORD	<b>1:10.105</b>	147	HANNAFORD	<b>50.980</b>	16	147	HANNAFORD	2:01.085	2:01.085	<b>0.000</b>
17	30	HEWSON	<b>1:11.426</b>	30	HEWSON	<b>51.029</b>	17	30	HEWSON	2:02.455	2:02.455	<b>0.000</b>
18	67	BAILEY	<b>1:14.447</b>	67	BAILEY	<b>55.453</b>	18	67	BAILEY	2:09.900	2:09.900	<b>0.000</b>
19	33	LEWIS	<b>1:15.022</b>	17	PATERSON	<b>59.030</b>	19	17	PATERSON	2:22.668	2:23.739	<b>1.071</b>
20	17	PATERSON	<b>1:23.638</b>				20	22	BALLERINI		1:43.684	
21												

Weather / Track : Cloudy / Dry

Results can be found at [www.tsl-timing.com](http://www.tsl-timing.com)

Cadwell Park  
Circuit Length = 2.1800 miles  
Start: 09:02 Flag 09:14 End: 09:16

Printed - 09:16 Saturday, 07 August 2021

# International Sidecar Revival Meeting 2021

## Blue Haze GP & GPF

### QUALIFYING - STATISTICS

**Competitors Started** 21  
**Planned Start** 2021-08-07 @ 09:00:00.000  
**Actual Start** 2021-08-07 @ 09:02:19.856  
**Finish Time** 2021-08-07 @ 09:14:20.459  
**Track Length** 2.1800mi.  
**Total Laps** 104  
**Total Distance Covered** 226.7219mi.

### Session Fastest Lap History

NO	CL	NAME	LAP TIME	TIME OF DAY	LAP	VEHICLE
129	GP	Colin SLEIGH	1:57.136	09:04:48.131	1	Yamaha TZ250
51	GP	Kevin WHOLEY	1:54.625	09:04:48.524	1	Yamaha TZ 250
22	GP	Rik BALLERINI	1:53.263	09:04:48.612	1	Yamaha TZ250
51	GP	Kevin WHOLEY	1:49.307	09:06:37.834	2	Yamaha TZ 250
117	GP	Stuart HALL	1:45.142	09:06:38.823	2	Yamaha TZ250
51	GP	Kevin WHOLEY	1:43.760	09:08:21.595	3	Yamaha TZ 250
22	GP	Rik BALLERINI	1:43.684	09:08:22.085	3	Yamaha TZ250
51	GP	Kevin WHOLEY	1:42.153	09:10:03.745	4	Yamaha TZ 250
117	GP	Stuart HALL	1:41.639	09:11:49.819	5	Yamaha TZ250
117	GP	Stuart HALL	1:41.339	09:13:31.157	6	Yamaha TZ250

### Flag History

TYPE	TIME OF DAY
GREEN	09:02:19.856
FINISH	09:14:20.459

### Flag Statistics

TYPE	COUNT	TOTAL LAPS	TOTAL TIME
Green	1	7	14:04.691
Red	0	0	0.000
Safety Car	0	0	0.000
FCY	0	0	0.000

Weather / Track : Cloudy / Dry

# International Sidecar Revival Meeting 2021

## Blue Haze GP & GPF

### QUALIFYING - STATISTICS

CLASS : GP

9 Starters

#### Fastest Lap History

NO	NAME	LAP TIME	TIME OF DAY	LAP	VEHICLE
129	Colin SLEIGH	1:57.136	09:04:48.131	1	Yamaha TZ250
51	Kevin WHOLEY	1:54.625	09:04:48.524	1	Yamaha TZ 250
22	Rik BALLERINI	1:53.263	09:04:48.612	1	Yamaha TZ250
51	Kevin WHOLEY	1:49.307	09:06:37.834	2	Yamaha TZ 250
117	Stuart HALL	1:45.142	09:06:38.823	2	Yamaha TZ250
51	Kevin WHOLEY	1:43.760	09:08:21.595	3	Yamaha TZ 250
22	Rik BALLERINI	1:43.684	09:08:22.085	3	Yamaha TZ250
51	Kevin WHOLEY	1:42.153	09:10:03.745	4	Yamaha TZ 250
117	Stuart HALL	1:41.639	09:11:49.819	5	Yamaha TZ250
117	Stuart HALL	1:41.339	09:13:31.157	6	Yamaha TZ250

Weather / Track : Cloudy / Dry

Results can be found at [www.tsl-timing.com](http://www.tsl-timing.com)

Page 2 of 3

Cadwell Park  
Circuit Length = 2.1800 miles  
Start: 09:02 Flag 09:14 End: 09:16

Printed - 09:17 Saturday, 07 August 2021

# International Sidecar Revival Meeting 2021

## Blue Haze GP & GPF

### QUALIFYING - STATISTICS

CLASS : GPF

12 Starters

#### Fastest Lap History

NO	NAME	LAP TIME	TIME OF DAY	LAP	VEHICLE
61	Paul WELCH	1:58.209	09:04:49.899	1	Yamaha TZR250
14	Denis HALIL	1:57.286	09:04:50.072	1	Yamaha TZR
61	Paul WELCH	1:53.797	09:06:43.695	2	Yamaha TZR250
29	Derek CRIPPS	1:50.352	09:06:48.538	2	Yamaha RD 350 YPVS
29	Derek CRIPPS	1:49.203	09:08:37.741	3	Yamaha RD 350 YPVS
29	Derek CRIPPS	1:49.170	09:10:26.911	4	Yamaha RD 350 YPVS
157	Geoff MOOK	1:48.092	09:10:33.257	4	Yamaha TZR 250
157	Geoff MOOK	1:47.206	09:12:20.463	5	Yamaha TZR 250

Weather / Track : Cloudy / Dry

Results can be found at [www.tsl-timing.com](http://www.tsl-timing.com)

Page 3 of 3

Cadwell Park  
Circuit Length = 2.1800 miles  
Start: 09:02 Flag 09:14 End: 09:16

Printed - 09:17 Saturday, 07 August 2021

# International Sidecar Revival Meeting 2021

## Blue Haze GP & GPF

### RACE 1 - GRID (6 Laps)

ROW 8	22	21	Stuart THURTL	23		24						
ROW 7	19	67	Mark BAILEY	2:09.900	20	17	David PATERSON	2:23.739	21	33	Kieran LEWIS	
ROW 6	16	174	David BOWLER	1:58.604	17	147	John HANNAFORD	2:01.085	18	30	Neil HEWSON	2:02.455
ROW 5	13	60	Daniel GOUGH	1:53.566	14	162	Darren COOPER	1:55.640	15	14	Denis HALIL	1:57.286
ROW 4	10	3	Tom BARRETT	1:49.512	11	64	Phil ELLIS	1:49.792	12	61	Paul WELCH	1:50.884
ROW 3	7	41	David ABRAHAM	1:48.130	8	29	Derek CRIPPS	1:49.170	9	110	Mark HAIGH	1:49.342
ROW 2	4	12	Adrian MARTIN	1:46.985	5	157	Geoff MOOK	1:47.206	6	129	Colin SLEIGH	1:47.233
ROW 1	1	117	Stuart HALL	1:41.339	2	51	Kevin WHOLEY	1:41.752	3	22	Rik BALLERINI	1:43.684
<b>Pole</b>												

Cadwell Park

Circuit Length = 2.1800 miles

These results are provisional until the conclusion of any judicial and technical matters.

Clerk Of Course :	Stewards :	Timekeeper : Craig Smith
-------------------	------------	--------------------------

Results can be found at [www.tsl-timing.com](http://www.tsl-timing.com)

Printed - 09:18 Saturday, 07 August 2021



# International Sidecar Revival Meeting 2021

## Blue Haze GP & GPF

### RACE 1 - CLASSIFICATION

POS	NO	CL	PIC NAME	ENTRY	LAPS	TIME	GAP	DIFF	MPH	BEST	ON
1	117	GP	1 Stuart HALL	Yamaha TZ250 -	6	10:11.400			77.01	1:40.129	3
2	51	GP	2 Kevin WHOLEY	Yamaha TZ 250 - Twistgrip Motorcycles	6	10:13.420	2.020	2.020	76.76	1:40.429	4
3	22	GP	3 Rik BALLERINI	Yamaha TZ250 - SCLS LTD, GECKO RACING, CAM	6	10:36.022	24.622	22.602	74.03	1:44.597	2
4	12	GP	4 Adrian MARTIN	Yamaha TZ250 - Strategic business development & s	6	10:38.915	27.515	2.893	73.70	1:45.114	4
5	129	GP	5 Colin SLEIGH	Yamaha TZ250 - NCL racing	6	10:46.573	35.173	7.658	72.82	1:45.306	6
6	41	GPF	1 David ABRAHAM	Suzuki RG570 - Cambridge Motorcycles	6	10:48.299	36.899	1.726	72.63	1:46.775	3
7	3	GP	6 Tom BARRETT	Honda RS250 - The Two Stroke Workshop	6	10:49.598	38.198	1.299	72.48	1:45.540	5
8	64	GP	7 Phil ELLIS	Yamaha TZ250B -	6	10:52.188	40.788	2.590	72.20	1:46.416	4
9	29	GPF	2 Derek CRIPPS	Yamaha RD 350 YPVS - Kelly Cripps - Team FBR	6	10:53.160	41.760	0.972	72.09	1:46.316	5
10	27	GPF	3 Richard HAYWARD	Yamaha TZR250 - Hazel Motors/ Gforce	6	11:02.984	51.584	9.824	71.02	1:47.751	6
11	14	GPF	4 Denis HALIL	Yamaha TZR - D & A AUTOS	6	11:05.082	53.682	2.098	70.80	1:48.833	2
12	61	GPF	5 Paul WELCH	Yamaha TZR250 -	6	11:05.490	54.090	0.408	70.75	1:48.938	4
13	60	GPF	6 Daniel GOUGH	Yamaha TZR 250 - G Force Motorcycles	6	11:10.848	59.448	5.358	70.19	1:49.452	4
14	162	GPF	7 Darren COOPER	Yamaha TZR250 -	6	11:17.918	1:06.518	7.070	69.46	1:49.283	2
15	21	GP	8 Stuart THURTLLE	Yamaha TZ250B 3YL - TeamTortoise Racing	6	11:28.154	1:16.754	10.236	68.42	1:52.781	4
16	174	GP	9 David BOWLER	Yamaha TZ 250 4DP -	6	11:59.290	1:47.890	31.136	65.46	1:58.061	6
17	67	GPF	8 Mark BAILEY	Yamaha TZR250 -	6	12:01.948	1:50.548	2.658	65.22	1:58.245	5
18	30	GPF	9 Neil HEWSON	Suzuki RGV250 - The Sun Inn, Pickering	6	12:02.919	1:51.519	0.971	65.13	1:56.330	6
19	33	GPF	10 Kieran LEWIS	Yamaha TZR250 - Controls For Doors Ltd/ G Force I	5	10:39.697	1 Lap	1 Lap	61.34	2:03.312	5
20	17	GPF	11 David PATERSON	Aprilia RS250 - The love of a good woman	5	10:55.659	1 Lap	15.962	59.84	2:07.052	5

#### NOT CLASSIFIED

DNF	110	GPF	Mark HAIGH	Aprilia RS250 -	1	1:57.851	5 Laps	4 Laps	66.59	1:57.851	1
DNF	157	GPF	Geoff MOOK	Yamaha TZR 250 -	0						
DNF	147	GP	John HANNAFORD	Yamaha TZ350D -	0						

#### FASTEST LAP

117	GP	Stuart HALL	Yamaha TZ250 -	3	1:40.129	78.37 mph	126.13 kph
29	GPF	Derek CRIPPS	Yamaha RD 350 YPVS - Kelly Cripps - Team FBR	5	1:46.316	73.81 mph	118.79 kph

Class GP - 92.5% of Race Speed = 71.23 mph  
 Class GPF - 92.5% of Race Speed = 67.18 mph

Cadwell Park: 2.1800 miles

Race Distance: 6 Laps / 13.08 miles

Start: 11:13 Flag 11:23 End: 11:25

Weather / Track : Cloudy / Dry

These results are provisional until the conclusion of any judicial and technical matters.

Clerk Of Course :	Stewards :	Timekeeper : Craig Smith
-------------------	------------	--------------------------

Results can be found at [www.tsl-timing.com](http://www.tsl-timing.com)

Printed - 11:29 Saturday, 07 August 2021



# International Sidecar Revival Meeting 2021

## Blue Haze GP & GPF

### RACE 1 - LAP CHART

#### LAP 1 @ 11:15:06.508

NO	BEHIND	LAP TIME
51		1:47.073
117	0.231	1:47.304
22	2.030	1:49.103
12	4.744	1:51.817
41	5.841	1:52.914
29	7.794	1:54.867
64	8.976	1:56.049
3	9.698	1:56.771
61	10.316	1:57.389
129	10.648	1:57.721
110	10.778	1:57.851
27	10.788	1:57.861
60	11.287	1:58.360
14	11.605	1:58.678
162	12.753	1:59.826
21	14.985	2:02.058
174	18.878	2:05.951
67	20.534	2:07.607
30	24.473	2:11.546
17	27.856	2:14.929
33	28.092	2:15.165

#### LAP 2 @ 11:16:47.363

NO	BEHIND	LAP TIME
51		1:40.855
117	0.186	1:40.810
22	5.772	1:44.597
12	9.028	1:45.139
41	11.883	1:46.897
29	13.419	1:46.480
64	14.751	1:46.630
3	15.749	1:46.906
129	15.839	1:46.046
27	18.423	1:48.490
61	18.977	1:49.516
14	19.583	1:48.833
162	21.181	1:49.283
60	21.573	1:51.141
21	27.987	1:53.857
174	36.307	1:58.284
67	39.251	1:59.572
30	44.546	2:00.928
33	57.028	2:09.791
17	59.963	2:12.962

#### LAP 3 @ 11:18:27.678

NO	BEHIND	LAP TIME
117		1:40.129
51	0.569	1:40.884
22	10.156	1:44.699
12	14.392	1:45.679
41	18.343	1:46.775
129	21.042	1:45.518
29	21.141	1:48.037
64	22.106	1:47.670
3	22.844	1:47.410
61	29.310	1:50.648
27	29.432	1:51.324
14	29.585	1:50.317
162	31.031	1:50.165
60	31.145	1:49.887

21	40.929	1:53.257
174	54.504	1:58.512
67	58.266	1:59.330
30	1:04.132	1:59.901
33	1:23.434	2:06.721
17	1:31.400	2:11.752

#### LAP 4 @ 11:20:08.019

NO	BEHIND	LAP TIME
117		1:40.341
51	0.657	1:40.429
22	15.556	1:45.741
12	19.165	1:45.114
41	25.064	1:47.062
129	26.082	1:45.381
64	28.181	1:46.416
3	29.120	1:46.617
29	29.722	1:48.922
61	37.907	1:48.938
27	37.999	1:48.908
14	38.144	1:48.900
60	40.256	1:49.452
162	41.372	1:50.682
21	53.369	1:52.781
174	1:13.529	1:59.366
67	1:16.502	1:58.577
30	1:21.092	1:57.301

#### LAP 5 @ 11:21:49.329

NO	BEHIND	LAP TIME
117		1:41.310
51	1.589	1:42.242
33	1 Lap	2:04.708
17	1 Lap	2:08.964
22	19.237	1:44.991
12	23.302	1:45.447
41	31.045	1:47.291
129	31.373	1:46.601
3	33.350	1:45.540
64	33.871	1:47.000
29	34.728	1:46.316
27	45.339	1:48.650
61	45.853	1:49.256
14	45.979	1:49.145
60	49.271	1:50.325
162	52.193	1:52.131
21	1:05.358	1:53.299
174	1:31.335	1:59.116
67	1:33.437	1:58.245
30	1:36.695	1:56.913

#### LAP 6 @ 11:23:30.835

NO	BEHIND	LAP TIME
117		1:41.506
51	2.020	1:41.937
22	24.622	1:46.891
12	27.515	1:45.719
33	1 Lap	2:03.312
129	35.173	1:45.306
41	36.899	1:47.360
3	38.198	1:46.354
64	40.788	1:48.423
29	41.760	1:48.538

17	1 Lap	2:07.052
27	51.584	1:47.751
14	53.682	1:49.209
61	54.090	1:49.743
60	59.448	1:51.683
162	1:06.518	1:55.831
21	1:16.754	1:52.902
174	1:47.890	1:58.061
67	1:50.548	1:58.617
30	1:51.519	1:56.330

Weather / Track : Cloudy / Dry

Results can be found at [www.tsl-timing.com](http://www.tsl-timing.com)

Cadwell Park

Circuit Length = 2.1800 miles

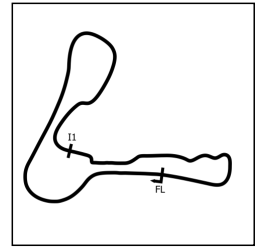
Start: 11:13 Flag 11:23 End: 11:25

Printed - 11:29 Saturday, 07 August 2021

# International Sidecar Revival Meeting 2021

## Blue Haze GP & GPF

### RACE 1 - SECTOR ANALYSIS



SECTOR 1 = FL to I1, SECTOR 2 = I1 to FL, DIFF = Difference To Personal Best Lap, P = Crossed Finish Line in Pit Lane, D = Time Disallowed

P1 117 GP		Stuart HALL		Yamaha TZ250 -		
IDEAL LAP TIME : 1:39.809		BEST LAP TIME : 1:40.129		DIFFERENCE : 0.320		
LAP	SECTOR 1	SECTOR 2	LAP TIME	MPH	DIFF	TIME OF DAY
1 -		<b>41.748</b>	1:47.304	73.13	7.175	11:15:06.739
2 -	58.722	42.088	1:40.810 (3)	77.85	0.681	11:16:47.549
3 -	58.185	41.944	<b>1:40.129 (1)</b>	<b>78.37</b>		<b>11:18:27.678</b>
4 -	<b>58.061</b>	42.280	1:40.341 (2)	78.21	0.212	11:20:08.019
5 -	58.451	42.859	1:41.310	77.46	1.181	11:21:49.329
6 -	58.822	42.684	1:41.506	77.31	1.377	11:23:30.835

P2 51 GP		Kevin WHOLEY		Yamaha TZ 250 - Twistgrip Motorcycles		
IDEAL LAP TIME : 1:40.308		BEST LAP TIME : 1:40.429		DIFFERENCE : 0.121		
LAP	SECTOR 1	SECTOR 2	LAP TIME	MPH	DIFF	TIME OF DAY
1 -		42.431	1:47.073	73.29	6.644	11:15:06.508
2 -	58.780	<b>42.075</b>	1:40.855 (2)	77.81	0.426	11:16:47.363
3 -	58.784	42.100	1:40.884 (3)	77.79	0.455	11:18:28.247
4 -	<b>58.233</b>	42.196	<b>1:40.429 (1)</b>	<b>78.14</b>		<b>11:20:08.676</b>
5 -	59.380	42.862	1:42.242	76.75	1.813	11:21:50.918
6 -	59.464	42.473	1:41.937	76.98	1.508	11:23:32.855

P3 22 GP		Rik BALLERINI		Yamaha TZ250 - SCLS LTD, GECKO RACING, CAMBRIDGE M		
IDEAL LAP TIME : 1:44.350		BEST LAP TIME : 1:44.597		DIFFERENCE : 0.247		
LAP	SECTOR 1	SECTOR 2	LAP TIME	MPH	DIFF	TIME OF DAY
1 -		<b>43.910</b>	1:49.103	71.93	4.506	11:15:08.538
2 -	1:00.544	44.053	<b>1:44.597 (1)</b>	<b>75.03</b>		<b>11:16:53.135</b>
3 -	1:00.633	44.066	1:44.699 (2)	74.95	0.102	11:18:37.834
4 -	<b>1:00.440</b>	45.301	1:45.741	74.21	1.144	11:20:23.575
5 -	1:01.023	43.968	1:44.991 (3)	74.74	0.394	11:22:08.566
6 -	1:01.237	45.654	1:46.891	73.42	2.294	11:23:55.457

P4 12 GP		Adrian MARTIN		Yamaha TZ250 - Strategic business development & support ltd		
IDEAL LAP TIME : 1:44.939		BEST LAP TIME : 1:45.114		DIFFERENCE : 0.175		
LAP	SECTOR 1	SECTOR 2	LAP TIME	MPH	DIFF	TIME OF DAY
1 -		44.190	1:51.817	70.18	6.703	11:15:11.252
2 -	1:00.911	44.228	1:45.139 (2)	74.64	0.025	11:16:56.391
3 -	1:01.522	44.157	1:45.679	74.26	0.565	11:18:42.070
4 -	1:01.010	<b>44.104</b>	<b>1:45.114 (1)</b>	<b>74.66</b>		<b>11:20:27.184</b>
5 -	<b>1:00.835</b>	44.612	1:45.447 (3)	74.42	0.333	11:22:12.631
6 -	1:01.216	44.503	1:45.719	74.23	0.605	11:23:58.350

P5 129 GP		Colin SLEIGH		Yamaha TZ250 - NCL racing		
IDEAL LAP TIME : 1:45.080		BEST LAP TIME : 1:45.306		DIFFERENCE : 0.226		
LAP	SECTOR 1	SECTOR 2	LAP TIME	MPH	DIFF	TIME OF DAY
1 -		46.479	1:57.721	66.66	12.415	11:15:17.156
2 -	1:01.331	44.715	1:46.046	74.00	0.740	11:17:03.202
3 -	1:01.462	44.056	1:45.518 (3)	74.37	0.212	11:18:48.720
4 -	1:01.401	<b>43.980</b>	1:45.381 (2)	74.47	0.075	11:20:34.101
5 -	1:01.954	44.647	1:46.601	73.62	1.295	11:22:20.702
6 -	<b>1:01.100</b>	44.206	<b>1:45.306 (1)</b>	<b>74.52</b>		<b>11:24:06.008</b>

Weather / Track : Cloudy / Dry

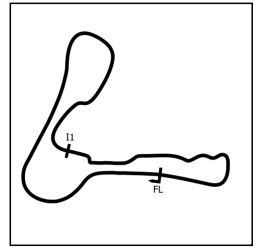
Cadwell Park  
Circuit Length = 2.1800 miles  
Start: 11:13 Flag 11:23 End: 11:25



# International Sidecar Revival Meeting 2021

## Blue Haze GP & GPF

### RACE 1 - SECTOR ANALYSIS



SECTOR 1 = FL to I1, SECTOR 2 = I1 to FL, DIFF = Difference To Personal Best Lap, P = Crossed Finish Line in Pit Lane, D = Time Disallowed

<b>P6 41 GPF David ABRAHAM</b>		Suzuki RG570 - Cambridge Motorcycles				
IDEAL LAP TIME : 1:46.720		BEST LAP TIME : 1:46.775		DIFFERENCE : 0.055		
LAP	SECTOR 1	SECTOR 2	LAP TIME	MPH	DIFF	TIME OF DAY
1 -		44.674	1:52.914	69.50	6.139	11:15:12.349
2 -	<b>1:02.201</b>	44.696	1:46.897 (2)	73.41	0.122	11:16:59.246
3 -	1:02.256	<b>44.519</b>	<b>1:46.775 (1)</b>	<b>73.50</b>		<b>11:18:46.021</b>
4 -	1:02.501	44.561	1:47.062 (3)	73.30	0.287	11:20:33.083
5 -	1:02.585	44.706	1:47.291	73.14	0.516	11:22:20.374
6 -	1:02.313	45.047	1:47.360	73.10	0.585	11:24:07.734

<b>P7 3 GP Tom BARRETT</b>		Honda RS250 - The Two Stroke Workshop				
IDEAL LAP TIME : 1:45.336		BEST LAP TIME : 1:45.540		DIFFERENCE : 0.204		
LAP	SECTOR 1	SECTOR 2	LAP TIME	MPH	DIFF	TIME OF DAY
1 -		46.703	1:56.771	67.20	11.231	11:15:16.206
2 -	1:01.539	45.367	1:46.906	73.41	1.366	11:17:03.112
3 -	1:02.085	45.325	1:47.410	73.06	1.870	11:18:50.522
4 -	1:01.364	45.253	1:46.617 (3)	73.60	1.077	11:20:37.139
5 -	1:00.656	<b>44.884</b>	<b>1:45.540 (1)</b>	<b>74.36</b>		<b>11:22:22.679</b>
6 -	<b>1:00.452</b>	45.902	1:46.354 (2)	73.79	0.814	11:24:09.033

<b>P8 64 GP Phil ELLIS</b>		Yamaha TZ250B -				
IDEAL LAP TIME : 1:46.227		BEST LAP TIME : 1:46.416		DIFFERENCE : 0.189		
LAP	SECTOR 1	SECTOR 2	LAP TIME	MPH	DIFF	TIME OF DAY
1 -		46.507	1:56.049	67.62	9.633	11:15:15.484
2 -	1:01.882	44.748	1:46.630 (2)	73.60	0.214	11:17:02.114
3 -	1:02.826	44.844	1:47.670	72.89	1.254	11:18:49.784
4 -	1:01.816	<b>44.600</b>	<b>1:46.416 (1)</b>	<b>73.74</b>		<b>11:20:36.200</b>
5 -	1:02.261	44.739	1:47.000 (3)	73.34	0.584	11:22:23.200
6 -	<b>1:01.627</b>	46.796	1:48.423	72.38	2.007	11:24:11.623

<b>P9 29 GPF Derek CRIPPS</b>		Yamaha RD 350 YPVS - Kelly Cripps - Team FBR				
IDEAL LAP TIME : 1:46.249		BEST LAP TIME : 1:46.316		DIFFERENCE : 0.067		
LAP	SECTOR 1	SECTOR 2	LAP TIME	MPH	DIFF	TIME OF DAY
1 -		45.165	1:54.867	68.32	8.551	11:15:14.302
2 -	1:01.716	<b>44.764</b>	1:46.480 (2)	73.70	0.164	11:17:00.782
3 -	1:02.665	45.372	1:48.037 (3)	72.64	1.721	11:18:48.819
4 -	1:03.467	45.455	1:48.922	72.05	2.606	11:20:37.741
5 -	<b>1:01.485</b>	44.831	<b>1:46.316 (1)</b>	<b>73.81</b>		<b>11:22:24.057</b>
6 -	1:01.668	46.870	1:48.538	72.30	2.222	11:24:12.595

<b>P10 27 GPF Richard HAYWARD</b>		Yamaha TZR250 - Hazel Motors/ Gforce				
IDEAL LAP TIME : 1:47.473		BEST LAP TIME : 1:47.751		DIFFERENCE : 0.278		
LAP	SECTOR 1	SECTOR 2	LAP TIME	MPH	DIFF	TIME OF DAY
1 -		46.012	1:57.861	66.58	10.110	11:15:17.296
2 -	<b>1:02.864</b>	45.626	1:48.490 (2)	72.33	0.739	11:17:05.786
3 -	1:03.980	47.344	1:51.324	70.49	3.573	11:18:57.110
4 -	1:03.541	45.367	1:48.908	72.06	1.157	11:20:46.018
5 -	1:03.401	45.249	1:48.650 (3)	72.23	0.899	11:22:34.668
6 -	1:03.142	<b>44.609</b>	<b>1:47.751 (1)</b>	<b>72.83</b>		<b>11:24:22.419</b>

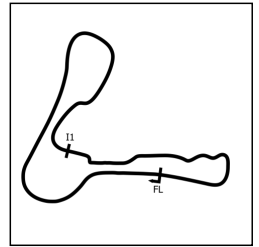
Weather / Track : Cloudy / Dry

Cadwell Park  
Circuit Length = 2.1800 miles  
Start: 11:13 Flag 11:23 End: 11:25

# International Sidecar Revival Meeting 2021

## Blue Haze GP & GPF

### RACE 1 - SECTOR ANALYSIS



SECTOR 1 = FL to I1, SECTOR 2 = I1 to FL, DIFF = Difference To Personal Best Lap, P = Crossed Finish Line in Pit Lane, D = Time Disallowed

P11 14 GPF Denis HALIL		Yamaha TZR - D & A AUTOS				
IDEAL LAP TIME : 1:48.334		BEST LAP TIME : 1:48.833		DIFFERENCE : 0.499		
LAP	SECTOR 1	SECTOR 2	LAP TIME	MPH	DIFF	TIME OF DAY
1 -		46.538	1:58.678	66.12	9.845	11:15:18.113
2 -	1:03.716	<b>45.117</b>	<b>1:48.833 (1)</b>	<b>72.11</b>		<b>11:17:06.946</b>
3 -	<b>1:03.217</b>	47.100	1:50.317	71.14	1.484	11:18:57.263
4 -	1:03.717	45.183	1:48.900 (2)	72.06	0.067	11:20:46.163
5 -	1:03.528	45.617	1:49.145 (3)	71.90	0.312	11:22:35.308
6 -	1:03.554	45.655	1:49.209	71.86	0.376	11:24:24.517

P12 61 GPF Paul WELCH		Yamaha TZR250 -				
IDEAL LAP TIME : 1:48.599		BEST LAP TIME : 1:48.938		DIFFERENCE : 0.339		
LAP	SECTOR 1	SECTOR 2	LAP TIME	MPH	DIFF	TIME OF DAY
1 -		47.089	1:57.389	66.85	8.451	11:15:16.824
2 -	<b>1:03.128</b>	46.388	1:49.516 (3)	71.66	0.578	11:17:06.340
3 -	1:03.155	47.493	1:50.648	70.92	1.710	11:18:56.988
4 -	1:03.467	<b>45.471</b>	<b>1:48.938 (1)</b>	<b>72.04</b>		<b>11:20:45.926</b>
5 -	1:03.247	46.009	1:49.256 (2)	71.83	0.318	11:22:35.182
6 -	1:03.408	46.335	1:49.743	71.51	0.805	11:24:24.925

P13 60 GPF Daniel GOUGH		Yamaha TZR 250 - G Force Motorcycles				
IDEAL LAP TIME : 1:49.452		BEST LAP TIME : 1:49.452		DIFFERENCE : 0.000		
LAP	SECTOR 1	SECTOR 2	LAP TIME	MPH	DIFF	TIME OF DAY
1 -		46.615	1:58.360	66.30	8.908	11:15:17.795
2 -	1:04.998	46.143	1:51.141	70.61	1.689	11:17:08.936
3 -	1:03.854	46.033	1:49.887 (2)	71.41	0.435	11:18:58.823
4 -	<b>1:03.662</b>	<b>45.790</b>	<b>1:49.452 (1)</b>	<b>71.70</b>		<b>11:20:48.275</b>
5 -	1:04.262	46.063	1:50.325 (3)	71.13	0.873	11:22:38.600
6 -	1:04.620	47.063	1:51.683	70.27	2.231	11:24:30.283

P14 162 GPF Darren COOPER		Yamaha TZR250 -				
IDEAL LAP TIME : 1:49.283		BEST LAP TIME : 1:49.283		DIFFERENCE : 0.000		
LAP	SECTOR 1	SECTOR 2	LAP TIME	MPH	DIFF	TIME OF DAY
1 -		46.975	1:59.826	65.49	10.543	11:15:19.261
2 -	<b>1:03.284</b>	<b>45.999</b>	<b>1:49.283 (1)</b>	<b>71.81</b>		<b>11:17:08.544</b>
3 -	1:03.550	46.615	1:50.165 (2)	71.23	0.882	11:18:58.709
4 -	1:04.324	46.358	1:50.682 (3)	70.90	1.399	11:20:49.391
5 -	1:04.288	47.843	1:52.131	69.99	2.848	11:22:41.522
6 -	1:06.070	49.761	1:55.831	67.75	6.548	11:24:37.353

P15 21 GP Stuart THURTLÉ		Yamaha TZ250B 3YL - TeamTortoise Racing				
IDEAL LAP TIME : 1:52.173		BEST LAP TIME : 1:52.781		DIFFERENCE : 0.608		
LAP	SECTOR 1	SECTOR 2	LAP TIME	MPH	DIFF	TIME OF DAY
1 -		47.593	2:02.058	64.29	9.277	11:15:21.493
2 -	1:06.007	47.850	1:53.857	68.92	1.076	11:17:15.350
3 -	1:05.924	<b>47.333</b>	1:53.257 (3)	69.29	0.476	11:19:08.607
4 -	<b>1:04.840</b>	47.941	<b>1:52.781 (1)</b>	<b>69.58</b>		<b>11:21:01.388</b>
5 -	1:05.406	47.893	1:53.299	69.26	0.518	11:22:54.687
6 -	1:05.200	47.702	1:52.902 (2)	69.51	0.121	11:24:47.589

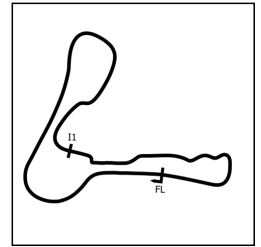
Weather / Track : Cloudy / Dry

Cadwell Park  
Circuit Length = 2.1800 miles  
Start: 11:13 Flag 11:23 End: 11:25

# International Sidecar Revival Meeting 2021

## Blue Haze GP & GPF

### RACE 1 - SECTOR ANALYSIS



SECTOR 1 = FL to I1, SECTOR 2 = I1 to FL, DIFF = Difference To Personal Best Lap, P = Crossed Finish Line in Pit Lane, D = Time Disallowed

P16 174 GP		David BOWLER		Yamaha TZ 250 4DP -		
IDEAL LAP TIME : 1:57.527		BEST LAP TIME : 1:58.061		DIFFERENCE : 0.534		
LAP	SECTOR 1	SECTOR 2	LAP TIME	MPH	DIFF	TIME OF DAY
1 -		50.474	2:05.951	62.31	7.890	11:15:25.386
2 -	<b>1:07.095</b>	51.189	1:58.284 (2)	66.34	0.223	11:17:23.670
3 -	1:08.080	<b>50.432</b>	1:58.512 (3)	66.22	0.451	11:19:22.182
4 -	1:07.974	51.392	1:59.366	65.74	1.305	11:21:21.548
5 -	1:08.536	50.580	1:59.116	65.88	1.055	11:23:20.664
6 -	1:07.336	50.725	<b>1:58.061 (1)</b>	<b>66.47</b>		<b>11:25:18.725</b>

P17 67 GPF		Mark BAILEY		Yamaha TZR250 -		
IDEAL LAP TIME : 1:57.975		BEST LAP TIME : 1:58.245		DIFFERENCE : 0.270		
LAP	SECTOR 1	SECTOR 2	LAP TIME	MPH	DIFF	TIME OF DAY
1 -		50.520	2:07.607	61.50	9.362	11:15:27.042
2 -	1:09.910	49.662	1:59.572	65.63	1.327	11:17:26.614
3 -	1:09.982	49.348	1:59.330	65.76	1.085	11:19:25.944
4 -	1:09.637	48.940	1:58.577 (2)	66.18	0.332	11:21:24.521
5 -	<b>1:09.116</b>	49.129	<b>1:58.245 (1)</b>	<b>66.37</b>		<b>11:23:22.766</b>
6 -	1:09.758	<b>48.859</b>	1:58.617 (3)	66.16	0.372	11:25:21.383

P18 30 GPF		Neil HEWSON		Suzuki RGV250 - The Sun Inn, Pickering		
IDEAL LAP TIME : 1:56.330		BEST LAP TIME : 1:56.330		DIFFERENCE : 0.000		
LAP	SECTOR 1	SECTOR 2	LAP TIME	MPH	DIFF	TIME OF DAY
1 -		51.111	2:11.546	59.66	15.216	11:15:30.981
2 -	1:10.683	50.245	2:00.928	64.89	4.598	11:17:31.909
3 -	1:10.014	49.887	1:59.901	65.45	3.571	11:19:31.810
4 -	1:08.170	49.131	1:57.301 (3)	66.90	0.971	11:21:29.111
5 -	1:08.488	48.425	1:56.913 (2)	67.12	0.583	11:23:26.024
6 -	<b>1:07.979</b>	<b>48.351</b>	<b>1:56.330 (1)</b>	<b>67.46</b>		<b>11:25:22.354</b>

P19 33 GPF		Kieran LEWIS		Yamaha TZR250 - Controls For Doors Ltd/ G Force Motorcycles		
IDEAL LAP TIME : 2:03.265		BEST LAP TIME : 2:03.312		DIFFERENCE : 0.047		
LAP	SECTOR 1	SECTOR 2	LAP TIME	MPH	DIFF	TIME OF DAY
1 -		54.612	2:15.165	58.06	11.853	11:15:34.600
2 -	1:16.809	52.982	2:09.791	60.46	6.479	11:17:44.391
3 -	1:13.876	52.845	2:06.721 (3)	61.93	3.409	11:19:51.112
4 -	<b>1:12.460</b>	52.248	2:04.708 (2)	62.93	1.396	11:21:55.820
5 -	1:12.507	<b>50.805</b>	<b>2:03.312 (1)</b>	<b>63.64</b>		<b>11:23:59.132</b>

P20 17 GPF		David PATERSON		Aprilia RS250 - The love of a good woman		
IDEAL LAP TIME : 2:07.052		BEST LAP TIME : 2:07.052		DIFFERENCE : 0.000		
LAP	SECTOR 1	SECTOR 2	LAP TIME	MPH	DIFF	TIME OF DAY
1 -		54.953	2:14.929	58.16	7.877	11:15:34.364
2 -	1:17.817	55.145	2:12.962	59.02	5.910	11:17:47.326
3 -	1:17.940	53.812	2:11.752 (3)	59.56	4.700	11:19:59.078
4 -	1:15.828	53.136	2:08.964 (2)	60.85	1.912	11:22:08.042
5 -	<b>1:14.184</b>	<b>52.868</b>	<b>2:07.052 (1)</b>	<b>61.77</b>		<b>11:24:15.094</b>

P21 110 GPF		Mark HAIGH		Aprilia RS250 -		
IDEAL LAP TIME :		BEST LAP TIME : 1:57.851		DIFFERENCE :		
LAP	SECTOR 1	SECTOR 2	LAP TIME	MPH	DIFF	TIME OF DAY
1 -		<b>47.061</b>	<b>1:57.851 (1)</b>	<b>66.59</b>		<b>11:15:17.286</b>

Weather / Track : Cloudy / Dry

Cadwell Park  
Circuit Length = 2.1800 miles  
Start: 11:13 Flag 11:23 End: 11:25

# International Sidecar Revival Meeting 2021

## Blue Haze GP & GPF

### RACE 1 - BEST SECTORS

SECTOR 1			SECTOR 2			IDEAL / BEST COMPARISON						
POS	NO	NAME	TIME	NO	NAME	TIME	POS	NO	NAME	IDEAL	BEST	DIFF
									<b>PERFECT LAP</b>	<b>1:39.809</b>		
1	117	HALL	<b>58.061</b>	117	HALL	<b>41.748</b>	1	117	HALL	1:39.809	1:40.129	<b>0.320</b>
2	51	WHOLEY	<b>58.233</b>	51	WHOLEY	<b>42.075</b>	2	51	WHOLEY	1:40.308	1:40.429	<b>0.121</b>
3	22	BALLERINI	<b>1:00.440</b>	22	BALLERINI	<b>43.910</b>	3	22	BALLERINI	1:44.350	1:44.597	<b>0.247</b>
4	3	BARRETT	<b>1:00.452</b>	129	SLEIGH	<b>43.980</b>	4	12	MARTIN	1:44.939	1:45.114	<b>0.175</b>
5	12	MARTIN	<b>1:00.835</b>	12	MARTIN	<b>44.104</b>	5	129	SLEIGH	1:45.080	1:45.306	<b>0.226</b>
6	129	SLEIGH	<b>1:01.100</b>	41	ABRAHAM	<b>44.519</b>	6	3	BARRETT	1:45.336	1:45.540	<b>0.204</b>
7	29	CRIPPS	<b>1:01.485</b>	64	ELLIS	<b>44.600</b>	7	64	ELLIS	1:46.227	1:46.416	<b>0.189</b>
8	64	ELLIS	<b>1:01.627</b>	27	HAYWARD	<b>44.609</b>	8	29	CRIPPS	1:46.249	1:46.316	<b>0.067</b>
9	41	ABRAHAM	<b>1:02.201</b>	29	CRIPPS	<b>44.764</b>	9	41	ABRAHAM	1:46.720	1:46.775	<b>0.055</b>
10	27	HAYWARD	<b>1:02.864</b>	3	BARRETT	<b>44.884</b>	10	27	HAYWARD	1:47.473	1:47.751	<b>0.278</b>
11	61	WELCH	<b>1:03.128</b>	14	HALIL	<b>45.117</b>	11	14	HALIL	1:48.334	1:48.833	<b>0.499</b>
12	14	HALIL	<b>1:03.217</b>	61	WELCH	<b>45.471</b>	12	61	WELCH	1:48.599	1:48.938	<b>0.339</b>
13	162	COOPER	<b>1:03.284</b>	60	GOUGH	<b>45.790</b>	13	162	COOPER	1:49.283	1:49.283	<b>0.000</b>
14	60	GOUGH	<b>1:03.662</b>	162	COOPER	<b>45.999</b>	14	60	GOUGH	1:49.452	1:49.452	<b>0.000</b>
15	21	THURTL	<b>1:04.840</b>	110	HAIGH	<b>47.061</b>	15	21	THURTL	1:52.173	1:52.781	<b>0.608</b>
16	174	BOWLER	<b>1:07.095</b>	21	THURTL	<b>47.333</b>	16	30	HEWSON	1:56.330	1:56.330	<b>0.000</b>
17	30	HEWSON	<b>1:07.979</b>	30	HEWSON	<b>48.351</b>	17	174	BOWLER	1:57.527	1:58.061	<b>0.534</b>
18	67	BAILEY	<b>1:09.116</b>	67	BAILEY	<b>48.859</b>	18	67	BAILEY	1:57.975	1:58.245	<b>0.270</b>
19	33	LEWIS	<b>1:12.460</b>	174	BOWLER	<b>50.432</b>	19	33	LEWIS	2:03.265	2:03.312	<b>0.047</b>
20	17	PATERSON	<b>1:14.184</b>	33	LEWIS	<b>50.805</b>	20	17	PATERSON	2:07.052	2:07.052	<b>0.000</b>
21				17	PATERSON	<b>52.868</b>	21	110	HAIGH		1:57.851	
22												
23												

Weather / Track : Cloudy / Dry

Results can be found at [www.tsl-timing.com](http://www.tsl-timing.com)

Cadwell Park  
Circuit Length = 2.1800 miles  
Start: 11:13 Flag 11:23 End: 11:25

Printed - 11:29 Saturday, 07 August 2021

# International Sidecar Revival Meeting 2021

## Blue Haze GP & GPF

### RACE 1 - STATISTICS

**Competitors Started** 21  
**Planned Start** 2021-08-07 @ 11:10:00.000  
**Actual Start** 2021-08-07 @ 11:13:19.435  
**Finish Time** 2021-08-07 @ 11:23:30.834  
**Track Length** 2.1800mi.  
**Total Laps** 119  
**Total Distance Covered** 259.4222mi.

#### Session Fastest Lap History

NO	CL	NAME	LAP TIME	TIME OF DAY	LAP	VEHICLE
51	GP	Kevin WHOLEY	1:47.073	11:15:06.533	1	Yamaha TZ 250
51	GP	Kevin WHOLEY	1:40.855	11:16:47.387	2	Yamaha TZ 250
117	GP	Stuart HALL	1:40.810	11:16:47.561	2	Yamaha TZ250
117	GP	Stuart HALL	1:40.129	11:18:27.691	3	Yamaha TZ250

#### Session Leader History

NO	CL	NAME	FROM LAP	LAPS LED	DISTANCE	VEHICLE
51	GP	Kevin WHOLEY	1	2	4.36 miles	Yamaha TZ 250
117	GP	Stuart HALL	3	4	8.72 miles	Yamaha TZ250

#### Flag History

TYPE	TIME OF DAY
GREEN	11:13:19.435
FINISH	11:23:30.834

#### Flag Statistics

TYPE	COUNT	TOTAL LAPS	TOTAL TIME
Green	1	6	12:06.370
Red	0	0	0.000
Safety Car	0	0	0.000
FCY	0	0	0.000

# International Sidecar Revival Meeting 2021

## Blue Haze GP & GPF

### RACE 1 - STATISTICS

CLASS : GP

9 Starters

#### Fastest Lap History

NO	NAME	LAP TIME	TIME OF DAY	LAP	VEHICLE
51	Kevin WHOLEY	<b>1:47.073</b>	11:15:06.533	1	Yamaha TZ 250
51	Kevin WHOLEY	<b>1:40.855</b>	11:16:47.387	2	Yamaha TZ 250
117	Stuart HALL	<b>1:40.810</b>	11:16:47.561	2	Yamaha TZ250
117	Stuart HALL	<b>1:40.129</b>	11:18:27.691	3	Yamaha TZ250

#### Leader History

NO	NAME	FROM LAP	LAPS LED	DISTANCE	VEHICLE
51	Kevin WHOLEY	1	2	4.36 miles	Yamaha TZ 250
117	Stuart HALL	3	4	8.72 miles	Yamaha TZ250

# International Sidecar Revival Meeting 2021

## Blue Haze GP & GPF

### RACE 1 - STATISTICS

CLASS : GPF

12 Starters

#### Fastest Lap History

NO	NAME	LAP TIME	TIME OF DAY	LAP	VEHICLE
41	David ABRAHAM	<b>1:52.914</b>	11:15:12.363	1	Suzuki RG570
41	David ABRAHAM	<b>1:46.897</b>	11:16:59.264	2	Suzuki RG570
29	Derek CRIPPS	<b>1:46.480</b>	11:17:00.813	2	Yamaha RD 350 YPVS
29	Derek CRIPPS	<b>1:46.316</b>	11:22:24.088	5	Yamaha RD 350 YPVS

#### Leader History

NO	NAME	FROM LAP	LAPS LED	DISTANCE	VEHICLE
41	David ABRAHAM	1	6	13.08 miles	Suzuki RG570

# International Sidecar Revival Meeting 2021

## Blue Haze GP & GPF

### RACE 7 - GRID (6 Laps)

ROW 8	22	147	John HANNAFORD	23	157	Geoff MOOK	24	
ROW 7	19	67	Mark BAILEY	20	33	Kieran LEWIS	21	17 David PATERSON
ROW 6	16	30	Neil HEWSON	17	110	Mark HAIGH	18	174 David BOWLER
ROW 5	13	162	Darren COOPER	14	60	Daniel GOUGH	15	21 Stuart THURTLE
ROW 4	10	27	Richard HAYWARD	11	14	Denis HALIL	12	61 Paul WELCH
ROW 3	7	29	Derek CRIPPS	8	64	Phil ELLIS	9	41 David ABRAHAM
ROW 2	4	12	Adrian MARTIN	5	129	Colin SLEIGH	6	3 Tom BARRETT
ROW 1	1	117	Stuart HALL	2	51	Kevin WHOLEY	3	22 Rik BALLERINI

**Pole**

Cadwell Park

Circuit Length = 2.1800 miles

These results are provisional until the conclusion of any judicial and technical matters.

Clerk Of Course :	Stewards :	Timekeeper : Craig Smith
-------------------	------------	--------------------------

Results can be found at [www.tsl-timing.com](http://www.tsl-timing.com)

Printed - 11:30 Saturday, 07 August 2021





# International Sidecar Revival Meeting 2021

## Blue Haze GP & GPF

### RACE 7 - CLASSIFICATION

POS	NO	CL	PIC NAME	ENTRY	LAPS	TIME	GAP	DIFF	MPH	BEST	ON
1	117	GP	1 Stuart HALL	Yamaha TZ250 -	6	10:14.167			76.67	1:40.545	3
2	22	GP	2 Rik BALLERINI	Yamaha TZ250 - SCLS LTD, GECKO RACING, CAM	6	10:18.355	4.188	4.188	76.15	1:41.210	3
3	51	GP	3 Kevin WHOLEY	Yamaha TZ 250 - Twistgrip Motorcycles	6	10:18.436	4.269	0.081	76.14	1:41.410	3
4	41	GPF	1 David ABRAHAM	Suzuki RG570 - Cambridge Motorcycles	6	10:37.093	22.926	18.657	73.91	1:44.760	2
5	12	GP	4 Adrian MARTIN	Yamaha TZ250 - Strategic business development & s	6	10:42.356	28.189	5.263	73.30	1:45.314	3
6	129	GP	5 Colin SLEIGH	Yamaha TZ250 - NCL racing	6	10:43.010	28.843	0.654	73.23	1:45.388	5
7	157	GPF	2 Geoff MOOK	Yamaha TZR 250 -	6	10:44.670	30.503	1.660	73.04	1:44.762	5
8	64	GP	6 Phil ELLIS	Yamaha TZ250B -	6	10:54.175	40.008	9.505	71.98	1:46.911	6
9	29	GPF	3 Derek CRIPPS	Yamaha RD 350 YPVS - Kelly Cripps - Team FBR	6	10:54.915	40.748	0.740	71.90	1:47.275	5
10	14	GPF	4 Denis HALIL	Yamaha TZR - D & A AUTOS	6	10:54.965	40.798	0.050	71.89	1:46.794	2
11	61	GPF	5 Paul WELCH	Yamaha TZR250 -	6	11:05.020	50.853	10.055	70.80	1:48.718	2
12	162	GPF	6 Darren COOPER	Yamaha TZR250 -	6	11:18.774	1:04.607	13.754	69.37	1:50.004	4
13	21	GP	7 Stuart THURTLIE	Yamaha TZ250B 3YL - TeamTortoise Racing	6	11:18.922	1:04.755	0.148	69.35	1:51.078	5
14	60	GPF	7 Daniel GOUGH	Yamaha TZR 250 - G Force Motorcycles	6	11:19.402	1:05.235	0.480	69.30	1:51.490	5
15	67	GPF	8 Mark BAILEY	Yamaha TZR250 -	6	11:58.044	1:43.877	38.642	65.57	1:56.669	6
16	174	GP	8 David BOWLER	Yamaha TZ 250 4DP -	6	12:05.875	1:51.708	7.831	64.87	1:57.547	4

#### NOT CLASSIFIED

DNF	30	GPF	Neil HEWSON	Suzuki RGV250 - The Sun Inn, Pickering	5	10:00.907	1 Lap	1 Lap	65.30	1:57.739	5
DNF	3	GP	Tom BARRETT	Honda RS250 - The Two Stroke Workshop	0						
DNF	17	GPF	David PATERSON	Aprilia RS250 - The love of a good woman	0						
DNF	147	GP	John HANNAFORD	Yamaha TZ350D -	0						

#### FASTEST LAP

117	GP	Stuart HALL	Yamaha TZ250 -	3	1:40.545	78.05 mph	125.61 kph
41	GPF	David ABRAHAM	Suzuki RG570 - Cambridge Motorcycles	2	1:44.760	74.91 mph	120.56 kph

Class GP - 92.5% of Race Speed = 70.91 mph

Class GPF - 92.5% of Race Speed = 68.36 mph

Cadwell Park: 2.1800 miles

Race Distance: 6 Laps / 13.08 miles

Start: 15:06 Flag 15:16 End: 15:18

Weather / Track : Sunny / Dry

These results are provisional until the conclusion of any judicial and technical matters.

Clerk Of Course :	Stewards :	Timekeeper : Craig Smith
-------------------	------------	--------------------------

Results can be found at [www.tsl-timing.com](http://www.tsl-timing.com)

Printed - 15:19 Saturday, 07 August 2021



# International Sidecar Revival Meeting 2021

## Blue Haze GP & GPF

### RACE 7 - LAP CHART

LAP 1 @ 15:07:58.294			LAP 4 @ 15:13:00.852		
NO	BEHIND	LAP TIME	NO	BEHIND	LAP TIME
117		1:47.233	117		1:41.164
51	0.586	1:47.819	22	3.456	1:42.643
22	0.921	1:48.154	51	3.965	1:42.612
41	3.572	1:50.805	41	16.297	1:45.259
12	5.499	1:52.732	12	21.192	1:47.146
129	6.336	1:53.569	129	22.430	1:46.713
64	7.472	1:54.705	157	24.643	1:46.192
157	8.382	1:55.615	64	28.514	1:48.302
14	8.505	1:55.738	29	29.223	1:47.948
29	9.014	1:56.247	14	29.261	1:48.432
61	9.214	1:56.447	61	35.049	1:49.642
60	11.711	1:58.944	162	44.031	1:50.004
21	12.515	1:59.748	60	46.245	1:51.947
162	13.276	2:00.509	21	46.393	1:52.986
30	18.199	2:05.432	174	1:12.991	1:57.547
174	20.377	2:07.610	30	1:13.377	1:59.058
67	21.043	2:08.276	67	1:14.244	1:58.097

LAP 2 @ 15:09:39.143			LAP 5 @ 15:14:42.709		
NO	BEHIND	LAP TIME	NO	BEHIND	LAP TIME
117		1:40.849	117		1:41.857
22	1.312	1:41.240	22	3.662	1:42.063
51	1.652	1:41.915	51	3.996	1:41.888
41	7.483	1:44.760	41	19.863	1:45.423
12	10.441	1:45.791	12	24.901	1:45.566
129	11.419	1:45.932	129	25.961	1:45.388
64	13.792	1:47.169	157	27.548	1:44.762
157	14.280	1:46.747	29	34.641	1:47.275
14	14.450	1:46.794	14	34.758	1:47.354
29	15.523	1:47.358	64	35.616	1:48.959
61	17.083	1:48.718	61	42.852	1:49.660
60	22.694	1:51.832	162	54.206	1:52.032
21	23.294	1:51.628	21	55.614	1:51.078
162	23.706	1:51.279	60	55.878	1:51.490
30	36.260	1:58.910	30	1:29.259	1:57.739
174	38.693	1:59.165	67	1:29.727	1:57.340
67	39.389	1:59.195	174	1:34.446	2:03.312

LAP 3 @ 15:11:19.688			LAP 6 @ 15:16:25.228		
NO	BEHIND	LAP TIME	NO	BEHIND	LAP TIME
117		1:40.545	117		1:42.519
22	1.977	1:41.210	22	4.188	1:43.045
51	2.517	1:41.410	51	4.269	1:42.792
41	12.202	1:45.264	41	22.926	1:45.582
12	15.210	1:45.314	12	28.189	1:45.807
129	16.881	1:46.007	129	28.843	1:45.401
157	19.615	1:45.880	157	30.503	1:45.474
64	21.376	1:48.129	64	40.008	1:46.911
14	21.993	1:48.088	29	40.748	1:48.626
29	22.439	1:47.461	14	40.798	1:48.559
61	26.571	1:50.033	61	50.853	1:50.520
21	34.571	1:51.822	162	1:04.607	1:52.920
162	35.191	1:52.030	21	1:04.755	1:51.660
60	35.462	1:53.313	60	1:05.235	1:51.876
30	55.483	1:59.768	67	1:43.877	1:56.669
174	56.608	1:58.460	174	1:51.708	1:59.781
67	57.311	1:58.467			

Weather / Track : Sunny / Dry

Results can be found at [www.tsl-timing.com](http://www.tsl-timing.com)

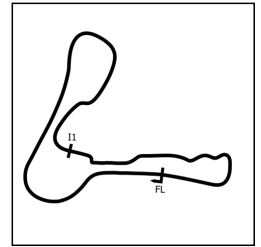
Cadwell Park  
Circuit Length = 2.1800 miles  
Start: 15:06 Flag 15:16 End: 15:18

Printed - 15:19 Saturday, 07 August 2021

# International Sidecar Revival Meeting 2021

## Blue Haze GP & GPF

### RACE 7 - SECTOR ANALYSIS



SECTOR 1 = FL to I1, SECTOR 2 = I1 to FL, DIFF = Difference To Personal Best Lap, P = Crossed Finish Line in Pit Lane, D = Time Disallowed

P1 117 GP		Stuart HALL		Yamaha TZ250 -		
IDEAL LAP TIME : 1:40.545		BEST LAP TIME : 1:40.545		DIFFERENCE : 0.000		
LAP	SECTOR 1	SECTOR 2	LAP TIME	MPH	DIFF	TIME OF DAY
1 -		42.775	1:47.233	73.18	6.688	15:07:58.294
2 -	58.725	42.124	1:40.849 (2)	77.81	0.304	15:09:39.143
3 -	<b>58.432</b>	<b>42.113</b>	<b>1:40.545 (1)</b>	<b>78.05</b>		<b>15:11:19.688</b>
4 -	58.906	42.258	1:41.164 (3)	77.57	0.619	15:13:00.852
5 -	59.090	42.767	1:41.857	77.04	1.312	15:14:42.709
6 -	59.199	43.320	1:42.519	76.55	1.974	15:16:25.228

P2 22 GP		Rik BALLERINI		Yamaha TZ250 - SCLS LTD, GECKO RACING, CAMBRIDGE M		
IDEAL LAP TIME : 1:40.825		BEST LAP TIME : 1:41.210		DIFFERENCE : 0.385		
LAP	SECTOR 1	SECTOR 2	LAP TIME	MPH	DIFF	TIME OF DAY
1 -		42.883	1:48.154	72.56	6.944	15:07:59.215
2 -	<b>58.222</b>	43.018	1:41.240 (2)	77.51	0.030	15:09:40.455
3 -	58.607	<b>42.603</b>	<b>1:41.210 (1)</b>	<b>77.54</b>		<b>15:11:21.665</b>
4 -	58.884	43.759	1:42.643	76.45	1.433	15:13:04.308
5 -	59.143	42.920	1:42.063 (3)	76.89	0.853	15:14:46.371
6 -	59.072	43.973	1:43.045	76.16	1.835	15:16:29.416

P3 51 GP		Kevin WHOLEY		Yamaha TZ 250 - Twistgrip Motorcycles		
IDEAL LAP TIME : 1:41.259		BEST LAP TIME : 1:41.410		DIFFERENCE : 0.151		
LAP	SECTOR 1	SECTOR 2	LAP TIME	MPH	DIFF	TIME OF DAY
1 -		42.840	1:47.819	72.78	6.409	15:07:58.880
2 -	58.937	42.978	1:41.915 (3)	77.00	0.505	15:09:40.795
3 -	58.815	<b>42.595</b>	<b>1:41.410 (1)</b>	<b>77.38</b>		<b>15:11:22.205</b>
4 -	<b>58.664</b>	43.948	1:42.612	76.48	1.202	15:13:04.817
5 -	58.970	42.918	1:41.888 (2)	77.02	0.478	15:14:46.705
6 -	59.214	43.578	1:42.792	76.34	1.382	15:16:29.497

P4 41 GPF		David ABRAHAM		Suzuki RG570 - Cambridge Motorcycles		
IDEAL LAP TIME : 1:44.702		BEST LAP TIME : 1:44.760		DIFFERENCE : 0.058		
LAP	SECTOR 1	SECTOR 2	LAP TIME	MPH	DIFF	TIME OF DAY
1 -		44.331	1:50.805	70.82	6.045	15:08:01.866
2 -	<b>1:00.842</b>	43.918	<b>1:44.760 (1)</b>	<b>74.91</b>		<b>15:09:46.626</b>
3 -	1:01.308	43.956	1:45.264 (3)	74.55	0.504	15:11:31.890
4 -	1:01.399	<b>43.860</b>	1:45.259 (2)	74.55	0.499	15:13:17.149
5 -	1:01.516	43.907	1:45.423	74.44	0.663	15:15:02.572
6 -	1:01.407	44.175	1:45.582	74.33	0.822	15:16:48.154

P5 12 GP		Adrian MARTIN		Yamaha TZ250 - Strategic business development & support ltd		
IDEAL LAP TIME : 1:45.086		BEST LAP TIME : 1:45.314		DIFFERENCE : 0.228		
LAP	SECTOR 1	SECTOR 2	LAP TIME	MPH	DIFF	TIME OF DAY
1 -		44.768	1:52.732	69.61	7.418	15:08:03.793
2 -	1:01.410	44.381	1:45.791 (3)	74.18	0.477	15:09:49.584
3 -	<b>1:00.791</b>	44.523	<b>1:45.314 (1)</b>	<b>74.52</b>		<b>15:11:34.898</b>
4 -	1:02.722	44.424	1:47.146	73.24	1.832	15:13:22.044
5 -	1:01.271	<b>44.295</b>	1:45.566 (2)	74.34	0.252	15:15:07.610
6 -	1:01.337	44.470	1:45.807	74.17	0.493	15:16:53.417

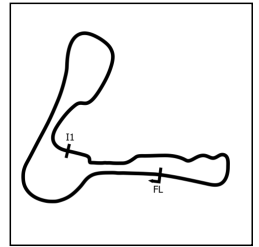
Weather / Track : Sunny / Dry

Cadwell Park  
Circuit Length = 2.1800 miles  
Start: 15:06 Flag 15:16 End: 15:18

# International Sidecar Revival Meeting 2021

## Blue Haze GP & GPF

### RACE 7 - SECTOR ANALYSIS



SECTOR 1 = FL to I1, SECTOR 2 = I1 to FL, DIFF = Difference To Personal Best Lap, P = Crossed Finish Line in Pit Lane, D = Time Disallowed

P6 129 GP Colin SLEIGH		Yamaha TZ250 - NCL racing				
IDEAL LAP TIME : 1:45.388		BEST LAP TIME : 1:45.388		DIFFERENCE : 0.000		
LAP	SECTOR 1	SECTOR 2	LAP TIME	MPH	DIFF	TIME OF DAY
1 -		45.161	1:53.569	69.10	8.181	15:08:04.630
2 -	1:01.117	44.815	1:45.932 (3)	74.08	0.544	15:09:50.562
3 -	1:01.202	44.805	1:46.007	74.03	0.619	15:11:36.569
4 -	1:01.622	45.091	1:46.713	73.54	1.325	15:13:23.282
5 -	<b>1:00.971</b>	<b>44.417</b>	<b>1:45.388 (1)</b>	<b>74.46</b>		<b>15:15:08.670</b>
6 -	1:00.975	44.426	1:45.401 (2)	74.45	0.013	15:16:54.071

P7 157 GPF Geoff MOOK		Yamaha TZR 250 -				
IDEAL LAP TIME : 1:44.762		BEST LAP TIME : 1:44.762		DIFFERENCE : 0.000		
LAP	SECTOR 1	SECTOR 2	LAP TIME	MPH	DIFF	TIME OF DAY
1 -		45.657	1:55.615	67.88	10.853	15:08:06.676
2 -	1:01.316	45.431	1:46.747	73.52	1.985	15:09:53.423
3 -	1:01.447	44.433	1:45.880 (3)	74.12	1.118	15:11:39.303
4 -	1:01.564	44.628	1:46.192	73.90	1.430	15:13:25.495
5 -	<b>1:00.798</b>	<b>43.964</b>	<b>1:44.762 (1)</b>	<b>74.91</b>		<b>15:15:10.257</b>
6 -	1:01.110	44.364	1:45.474 (2)	74.40	0.712	15:16:55.731

P8 64 GP Phil ELLIS		Yamaha TZ250B -				
IDEAL LAP TIME : 1:46.709		BEST LAP TIME : 1:46.911		DIFFERENCE : 0.202		
LAP	SECTOR 1	SECTOR 2	LAP TIME	MPH	DIFF	TIME OF DAY
1 -		45.367	1:54.705	68.41	7.794	15:08:05.766
2 -	1:01.926	45.243	1:47.169 (2)	73.23	0.258	15:09:52.935
3 -	1:03.056	<b>45.073</b>	1:48.129 (3)	72.58	1.218	15:11:41.064
4 -	1:02.770	45.532	1:48.302	72.46	1.391	15:13:29.366
5 -	1:03.214	45.745	1:48.959	72.02	2.048	15:15:18.325
6 -	<b>1:01.636</b>	45.275	<b>1:46.911 (1)</b>	<b>73.40</b>		<b>15:17:05.236</b>

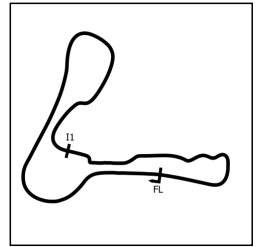
P9 29 GPF Derek CRIPPS		Yamaha RD 350 YPVS - Kelly Cripps - Team FBR				
IDEAL LAP TIME : 1:46.455		BEST LAP TIME : 1:47.275		DIFFERENCE : 0.820		
LAP	SECTOR 1	SECTOR 2	LAP TIME	MPH	DIFF	TIME OF DAY
1 -		45.839	1:56.247	67.51	8.972	15:08:07.308
2 -	1:02.811	<b>44.547</b>	1:47.358 (2)	73.10	0.083	15:09:54.666
3 -	<b>1:01.908</b>	45.553	1:47.461 (3)	73.03	0.186	15:11:42.127
4 -	1:01.945	46.003	1:47.948	72.70	0.673	15:13:30.075
5 -	1:02.333	44.942	<b>1:47.275 (1)</b>	<b>73.15</b>		<b>15:15:17.350</b>
6 -	1:03.072	45.554	1:48.626	72.24	1.351	15:17:05.976

P10 14 GPF Denis HALIL		Yamaha TZR - D & A AUTOS				
IDEAL LAP TIME : 1:46.794		BEST LAP TIME : 1:46.794		DIFFERENCE : 0.000		
LAP	SECTOR 1	SECTOR 2	LAP TIME	MPH	DIFF	TIME OF DAY
1 -		45.883	1:55.738	67.80	8.944	15:08:06.799
2 -	<b>1:02.162</b>	<b>44.632</b>	<b>1:46.794 (1)</b>	<b>73.48</b>		<b>15:09:53.593</b>
3 -	1:02.672	45.416	1:48.088 (3)	72.60	1.294	15:11:41.681
4 -	1:02.894	45.538	1:48.432	72.37	1.638	15:13:30.113
5 -	1:02.487	44.867	1:47.354 (2)	73.10	0.560	15:15:17.467
6 -	1:03.458	45.101	1:48.559	72.29	1.765	15:17:06.026

# International Sidecar Revival Meeting 2021

## Blue Haze GP & GPF

### RACE 7 - SECTOR ANALYSIS



SECTOR 1 = FL to I1, SECTOR 2 = I1 to FL, DIFF = Difference To Personal Best Lap, P = Crossed Finish Line in Pit Lane, D = Time Disallowed

P11 61 GPF Paul WELCH			Yamaha TZR250 -			
IDEAL LAP TIME : 1:48.718		BEST LAP TIME : 1:48.718		DIFFERENCE : 0.000		
LAP	SECTOR 1	SECTOR 2	LAP TIME	MPH	DIFF	TIME OF DAY
1 -		45.872	1:56.447	67.39	7.729	15:08:07.508
2 -	<b>1:03.167</b>	<b>45.551</b>	<b>1:48.718 (1)</b>	<b>72.18</b>		<b>15:09:56.226</b>
3 -	1:03.876	46.157	1:50.033	71.32	1.315	15:11:46.259
4 -	1:03.633	46.009	1:49.642 (2)	71.57	0.924	15:13:35.901
5 -	1:03.699	45.961	1:49.660 (3)	71.56	0.942	15:15:25.561
6 -	1:04.363	46.157	1:50.520	71.01	1.802	15:17:16.081

P12 162 GPF Darren COOPER			Yamaha TZR250 -			
IDEAL LAP TIME : 1:50.004		BEST LAP TIME : 1:50.004		DIFFERENCE : 0.000		
LAP	SECTOR 1	SECTOR 2	LAP TIME	MPH	DIFF	TIME OF DAY
1 -		47.285	2:00.509	65.12	10.505	15:08:11.570
2 -	1:04.558	46.721	1:51.279 (2)	70.52	1.275	15:10:02.849
3 -	1:04.605	47.425	1:52.030 (3)	70.05	2.026	15:11:54.879
4 -	<b>1:03.920</b>	<b>46.084</b>	<b>1:50.004 (1)</b>	<b>71.34</b>		<b>15:13:44.883</b>
5 -	1:04.482	47.550	1:52.032	70.05	2.028	15:15:36.915
6 -	1:05.578	47.342	1:52.920	69.50	2.916	15:17:29.835

P13 21 GP Stuart THURTLÉ			Yamaha TZ250B 3YL - TeamTortoise Racing			
IDEAL LAP TIME : 1:50.724		BEST LAP TIME : 1:51.078		DIFFERENCE : 0.354		
LAP	SECTOR 1	SECTOR 2	LAP TIME	MPH	DIFF	TIME OF DAY
1 -		47.457	1:59.748	65.53	8.670	15:08:10.809
2 -	1:04.589	47.039	1:51.628 (2)	70.30	0.550	15:10:02.437
3 -	1:04.644	47.178	1:51.822	70.18	0.744	15:11:54.259
4 -	1:05.268	47.718	1:52.986	69.46	1.908	15:13:47.245
5 -	<b>1:03.808</b>	47.270	<b>1:51.078 (1)</b>	<b>70.65</b>		<b>15:15:38.323</b>
6 -	1:04.744	<b>46.916</b>	1:51.660 (3)	70.28	0.582	15:17:29.983

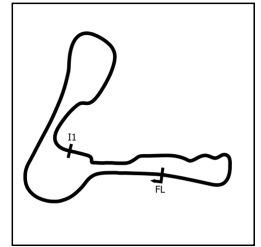
P14 60 GPF Daniel GOUGH			Yamaha TZR 250 - G Force Motorcycles			
IDEAL LAP TIME : 1:51.304		BEST LAP TIME : 1:51.490		DIFFERENCE : 0.186		
LAP	SECTOR 1	SECTOR 2	LAP TIME	MPH	DIFF	TIME OF DAY
1 -		47.105	1:58.944	65.98	7.454	15:08:10.005
2 -	1:04.754	47.078	1:51.832 (2)	70.17	0.342	15:10:01.837
3 -	1:06.064	47.249	1:53.313	69.26	1.823	15:11:55.150
4 -	1:04.663	47.284	1:51.947	70.10	0.457	15:13:47.097
5 -	1:04.433	<b>47.057</b>	<b>1:51.490 (1)</b>	<b>70.39</b>		<b>15:15:38.587</b>
6 -	<b>1:04.247</b>	47.629	1:51.876 (3)	70.14	0.386	15:17:30.463

P15 67 GPF Mark BAILEY			Yamaha TZR250 -			
IDEAL LAP TIME : 1:56.669		BEST LAP TIME : 1:56.669		DIFFERENCE : 0.000		
LAP	SECTOR 1	SECTOR 2	LAP TIME	MPH	DIFF	TIME OF DAY
1 -		51.558	2:08.276	61.18	11.607	15:08:19.337
2 -	1:08.689	50.506	1:59.195	65.84	2.526	15:10:18.532
3 -	1:08.208	50.259	1:58.467	66.24	1.798	15:12:16.999
4 -	1:08.144	49.953	1:58.097 (3)	66.45	1.428	15:14:15.096
5 -	1:08.034	49.306	1:57.340 (2)	66.88	0.671	15:16:12.436
6 -	<b>1:07.885</b>	<b>48.784</b>	<b>1:56.669 (1)</b>	<b>67.26</b>		<b>15:18:09.105</b>

# International Sidecar Revival Meeting 2021

## Blue Haze GP & GPF

### RACE 7 - SECTOR ANALYSIS



SECTOR 1 = FL to I1, SECTOR 2 = I1 to FL, DIFF = Difference To Personal Best Lap, P = Crossed Finish Line in Pit Lane, D = Time Disallowed

<b>P16 174 GP</b>		<b>David BOWLER</b>		Yamaha TZ 250 4DP -		
IDEAL LAP TIME : 1:57.547		BEST LAP TIME : 1:57.547		DIFFERENCE : 0.000		
LAP	SECTOR 1	SECTOR 2	LAP TIME	MPH	DIFF	TIME OF DAY
1 -		51.416	2:07.610	61.50	10.063	15:08:18.671
2 -	1:07.595	51.570	1:59.165 <b>(3)</b>	65.85	1.618	15:10:17.836
3 -	1:07.313	51.147	1:58.460 <b>(2)</b>	66.25	0.913	15:12:16.296
<b>4 -</b>	<b>1:06.943</b>	<b>50.604</b>	<b>1:57.547 (1)</b>	<b>66.76</b>		<b>15:14:13.843</b>
5 -	1:12.376	50.936	2:03.312	63.64	5.765	15:16:17.155
6 -	1:07.903	51.878	1:59.781	65.52	2.234	15:18:16.936

<b>P17 30 GPF</b>		<b>Neil HEWSON</b>		Suzuki RGV250 - The Sun Inn, Pickering		
IDEAL LAP TIME : 1:57.294		BEST LAP TIME : 1:57.739		DIFFERENCE : 0.445		
LAP	SECTOR 1	SECTOR 2	LAP TIME	MPH	DIFF	TIME OF DAY
1 -		49.555	2:05.432	62.56	7.693	15:08:16.493
2 -	1:09.587	<b>49.323</b>	1:58.910 <b>(2)</b>	66.00	1.171	15:10:15.403
3 -	1:08.285	51.483	1:59.768	65.52	2.029	15:12:15.171
4 -	1:09.203	49.855	1:59.058 <b>(3)</b>	65.91	1.319	15:14:14.229
<b>5 -</b>	<b>1:07.971</b>	49.768	<b>1:57.739 (1)</b>	<b>66.65</b>		<b>15:16:11.968</b>

# International Sidecar Revival Meeting 2021

## Blue Haze GP & GPF

### RACE 7 - BEST SECTORS

SECTOR 1			SECTOR 2			IDEAL / BEST COMPARISON						
POS	NO	NAME	TIME	NO	NAME	TIME	POS	NO	NAME	IDEAL	BEST	DIFF
									<b>PERFECT LAP</b>	<b>1:40.335</b>		
1	22	BALLERINI	<b>58.222</b>	117	HALL	<b>42.113</b>	1	117	HALL	1:40.545	1:40.545	<b>0.000</b>
2	117	HALL	<b>58.432</b>	51	WHOLEY	<b>42.595</b>	2	22	BALLERINI	1:40.825	1:41.210	<b>0.385</b>
3	51	WHOLEY	<b>58.664</b>	22	BALLERINI	<b>42.603</b>	3	51	WHOLEY	1:41.259	1:41.410	<b>0.151</b>
4	12	MARTIN	<b>1:00.791</b>	41	ABRAHAM	<b>43.860</b>	4	41	ABRAHAM	1:44.702	1:44.760	<b>0.058</b>
5	157	MOOK	<b>1:00.798</b>	157	MOOK	<b>43.964</b>	5	157	MOOK	1:44.762	1:44.762	<b>0.000</b>
6	41	ABRAHAM	<b>1:00.842</b>	12	MARTIN	<b>44.295</b>	6	12	MARTIN	1:45.086	1:45.314	<b>0.228</b>
7	129	SLEIGH	<b>1:00.971</b>	129	SLEIGH	<b>44.417</b>	7	129	SLEIGH	1:45.388	1:45.388	<b>0.000</b>
8	64	ELLIS	<b>1:01.636</b>	29	CRIPPS	<b>44.547</b>	8	29	CRIPPS	1:46.455	1:47.275	<b>0.820</b>
9	29	CRIPPS	<b>1:01.908</b>	14	HALIL	<b>44.632</b>	9	64	ELLIS	1:46.709	1:46.911	<b>0.202</b>
10	14	HALIL	<b>1:02.162</b>	64	ELLIS	<b>45.073</b>	10	14	HALIL	1:46.794	1:46.794	<b>0.000</b>
11	61	WELCH	<b>1:03.167</b>	61	WELCH	<b>45.551</b>	11	61	WELCH	1:48.718	1:48.718	<b>0.000</b>
12	21	THURTL	<b>1:03.808</b>	162	COOPER	<b>46.084</b>	12	162	COOPER	1:50.004	1:50.004	<b>0.000</b>
13	162	COOPER	<b>1:03.920</b>	21	THURTL	<b>46.916</b>	13	21	THURTL	1:50.724	1:51.078	<b>0.354</b>
14	60	GOUGH	<b>1:04.247</b>	60	GOUGH	<b>47.057</b>	14	60	GOUGH	1:51.304	1:51.490	<b>0.186</b>
15	174	BOWLER	<b>1:06.943</b>	67	BAILEY	<b>48.784</b>	15	67	BAILEY	1:56.669	1:56.669	<b>0.000</b>
16	67	BAILEY	<b>1:07.885</b>	30	HEWSON	<b>49.323</b>	16	30	HEWSON	1:57.294	1:57.739	<b>0.445</b>
17	30	HEWSON	<b>1:07.971</b>	174	BOWLER	<b>50.604</b>	17	174	BOWLER	1:57.547	1:57.547	<b>0.000</b>
18												
19												
20												

Weather / Track : Sunny / Dry

Results can be found at [www.tsl-timing.com](http://www.tsl-timing.com)

Cadwell Park  
Circuit Length = 2.1800 miles  
Start: 15:06 Flag 15:16 End: 15:18

Printed - 15:19 Saturday, 07 August 2021

# International Sidecar Revival Meeting 2021

## Blue Haze GP & GPF

### RACE 7 - STATISTICS

**Competitors Started** 19  
**Planned Start** 2021-08-07 @ 14:45:00.000  
**Actual Start** 2021-08-07 @ 15:06:11.060  
**Finish Time** 2021-08-07 @ 15:16:25.227  
**Track Length** 2.1800mi.  
**Total Laps** 101  
**Total Distance Covered** 220.1818mi.

#### Session Fastest Lap History

NO	CL	NAME	LAP TIME	TIME OF DAY	LAP	VEHICLE
117	GP	Stuart HALL	<b>1:47.233</b>	15:07:58.306	1	Yamaha TZ250
117	GP	Stuart HALL	<b>1:40.849</b>	15:09:39.154	2	Yamaha TZ250
117	GP	Stuart HALL	<b>1:40.545</b>	15:11:19.700	3	Yamaha TZ250

#### Session Leader History

NO	CL	NAME	FROM LAP	LAPS LED	DISTANCE	VEHICLE
117	GP	Stuart HALL	1	6	13.08 miles	Yamaha TZ250

#### Flag History

TYPE	TIME OF DAY
GREEN	15:06:11.060
FINISH	15:16:25.227

#### Flag Statistics

TYPE	COUNT	TOTAL LAPS	TOTAL TIME
Green	1	6	12:10.817
Red	0	0	0.000
Safety Car	0	0	0.000
FCY	0	0	0.000



# International Sidecar Revival Meeting 2021

## Blue Haze GP & GPF

### RACE 7 - STATISTICS

**CLASS : GP**

9 Starters

#### Fastest Lap History

NO	NAME	LAP TIME	TIME OF DAY	LAP	VEHICLE
117	Stuart HALL	1:47.233	15:07:58.306	1	Yamaha TZ250
117	Stuart HALL	1:40.849	15:09:39.154	2	Yamaha TZ250
117	Stuart HALL	1:40.545	15:11:19.700	3	Yamaha TZ250

#### Leader History

NO	NAME	FROM LAP	LAPS LED	DISTANCE	VEHICLE
117	Stuart HALL	1	6	13.08 miles	Yamaha TZ250

# International Sidecar Revival Meeting 2021

## Blue Haze GP & GPF

### RACE 7 - STATISTICS

**CLASS : GPF**

10 Starters

#### Fastest Lap History

NO	NAME	LAP TIME	TIME OF DAY	LAP	VEHICLE
41	David ABRAHAM	1:50.805	15:08:01.883	1	Suzuki RG570
41	David ABRAHAM	1:44.760	15:09:46.642	2	Suzuki RG570

#### Leader History

NO	NAME	FROM LAP	LAPS LED	DISTANCE	VEHICLE
41	David ABRAHAM	1	6	13.08 miles	Suzuki RG570

# International Sidecar Revival Meeting 2021

## Blue Haze GP & GPF

### RACE 3 - GRID (8 Laps)

ROW 8	22	110	Mark HAIGH	23	33	Kieran LEWIS	24					
ROW 7	19	17	David PATERSON	20	147	John HANNAFORD	21	27	Richard HAYWARD			
ROW 6	16	174	David BOWLER	1:57.547	17	30	Neil HEWSON	1:57.739	18	3	Tom BARRETT	
ROW 5	13	21	Stuart THURTLÉ	1:51.078	14	60	Daniel GOUGH	1:51.490	15	67	Mark BAILEY	1:56.669
ROW 4	10	29	Derek CRIPPS	1:47.275	11	61	Paul WELCH	1:48.718	12	162	Darren COOPER	1:50.004
ROW 3	7	129	Colin SLEIGH	1:45.388	8	14	Denis HALIL	1:46.794	9	64	Phil ELLIS	1:46.911
ROW 2	4	41	David ABRAHAM	1:44.760	5	157	Geoff MOOK	1:44.762	6	12	Adrian MARTIN	1:45.314
ROW 1	1	117	Stuart HALL	1:40.545	2	22	Rik BALLERINI	1:41.210	3	51	Kevin WHOLEY	1:41.410
			<b>Pole</b>									

These results are provisional until the conclusion of any judicial and technical matters.

Cadwell Park  
Circuit Length = 2.1800 miles

Clerk Of Course :	Stewards :	Timekeeper : Craig Smith
-------------------	------------	--------------------------

Results can be found at [www.tsl-timing.com](http://www.tsl-timing.com)

Printed - 15:21 Saturday, 07 August 2021



# International Sidecar Revival Meeting 2021

## Blue Haze GP & GPF & Yamaha Past Masters

### FREE PRACTICE - CLASSIFICATION

POS	NO	CL	PIC NAME	ENTRY	TIME	ON	LAPS	GAP	DIFF	MPH
1	24		1 Scott CARSON	Yamaha TZR250 - Brian Grays Powerbiking,All Englanc	1:46.441	4	4			73.73
2	117	GP	1 Stuart HALL	Yamaha TZ250 -	1:47.215	3	3	0.774	0.774	73.19
3	12	GP	2 Adrian MARTIN	Yamaha TZ250 - Strategic business development &sup	1:49.086	4	4	2.645	1.871	71.94
4	75		2 David HEWSON	Yamaha TZR250 - Obsession Engineering Limited	1:50.960	3	3	4.519	1.874	70.72
5	19		3 Peter BRANTON	Yamaha TZR250 - Exactweld Racing	1:52.165	3	3	5.724	1.205	69.96
6	146		4 Michael MACE	Yamaha TZR250 - Kevin Marshall	1:52.415	2	2	5.974	0.250	69.81
7	40	C	1 Douglas BEACOCK	Yamaha TZR250 -	1:55.595	3	3	9.154	3.180	67.89
8	72	C	2 Chris THAY	Yamaha TZR250 - Scell-it uk	1:57.038	3	3	10.597	1.443	67.05
9	157	GPF	1 Geoff MOOK	Yamaha TZR 250 -	1:58.222	2	2	11.781	1.184	66.38
10	41	GPF	2 David ABRAHAM	Suzuki RG570 - Cambridge Motorcycles	1:59.200	3	3	12.759	0.978	65.83
11	61	GPF	3 Paul WELCH	Yamaha TZR250 -	1:59.684	3	3	13.243	0.484	65.57
12	14*	GPF	4 Denis HALIL	Yamaha TZR - D & A AUTOS	1:59.724	3	3	13.283	0.040	65.55
13	110	GPF	5 Mark HAIGH	Aprilia RS250 -	1:59.938	3	3	13.497	0.214	65.43
14	147	GP	3 John HANNAFORD	Yamaha TZ350D -	2:05.914	2	3	19.473	5.976	62.32
15	100	R	1 Adam COLLINS	Yamaha TZR250 - www.ypmrc.co.uk	2:06.562	3	3	20.121	0.648	62.00
16	21	GP	4 Stuart THURTL	Yamaha TZ250B 3YL - TeamTortoise Racing	2:06.565	2	2	20.124	0.003	62.00
17	31	C	3 Rob FARMER	Yamaha TZR250 -	2:07.966	2	3	21.525	1.401	61.32
18	89		5 Andrew TEMPEST	Yamaha TZR250 - Gecko racing/mar-ti titanium	2:08.466	2	2	22.025	0.500	61.09
19	3	GP	5 Tom BARRETT	Honda RS250 - The Two Stroke Workshop	2:13.993	2	2	27.552	5.527	58.57
20	46	C	4 Kevin MARSHALL	Yamaha TZR250 -	2:16.845	1	1	30.404	2.852	57.35

\* Bike 14 - No working transponder fitted

Weather / Track : Cloudy / Dry

These results are provisional until the conclusion of any judicial and technical matters.

Cadwell Park

Circuit Length = 2.1800 miles

Start: 08:58 Flag 09:05 End: 09:07

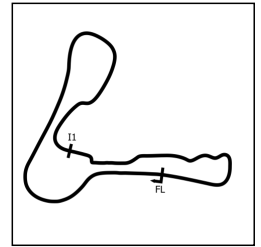
Clerk Of Course :	Stewards :	Timekeeper : Craig Smith
-------------------	------------	--------------------------

Results can be found at [www.tsl-timing.com](http://www.tsl-timing.com)

Printed - 09:08 Sunday, 08 August 2021



**International Sidecar Revival Meeting 2021**  
**Blue Haze GP & GPF & Yamaha Past Masters**  
**FREE PRACTICE - SECTOR ANALYSIS**



SECTOR 1 = FL to I1, SECTOR 2 = I1 to FL, DIFF = Difference To Personal Best Lap, P = Crossed Finish Line in Pit Lane, D = Time Disallowed

<b>P1 24</b>		<b>Scott CARSON</b>		Yamaha TZR250 - Brian Grays Powerbiking,All England Diamon			
IDEAL LAP TIME : 1:46.441		BEST LAP TIME : 1:46.441		DIFFERENCE : 0.000			
LAP	SECTOR 1	SECTOR 2	LAP TIME	MPH	DIFF	TIME OF DAY	
1 -	1:07.392	47.061	1:54.453	68.57	8.012	09:01:40.010	
2 -	1:03.555	44.917	1:48.472 (2)	72.35	2.031	09:03:28.482	
3 -	1:02.068	48.515	1:50.583 (3)	70.96	4.142	09:05:19.065	
4 -	<b>1:01.633</b>	<b>44.808</b>	<b>1:46.441 (1)</b>	<b>73.73</b>		<b>09:07:05.506</b>	

<b>P2 117 GP</b>		<b>Stuart HALL</b>		Yamaha TZ250 -			
IDEAL LAP TIME : 1:47.215		BEST LAP TIME : 1:47.215		DIFFERENCE : 0.000			
LAP	SECTOR 1	SECTOR 2	LAP TIME	MPH	DIFF	TIME OF DAY	
1 -	1:10.888	48.914	1:59.802 (3)	65.50	12.587	09:02:00.243	
2 -	1:05.749	46.940	1:52.689 (2)	69.64	5.474	09:03:52.932	
3 -	<b>1:01.702</b>	<b>45.513</b>	<b>1:47.215 (1)</b>	<b>73.19</b>		<b>09:05:40.147</b>	

<b>P3 12 GP</b>		<b>Adrian MARTIN</b>		Yamaha TZ250 - Strategic business development &support ltd			
IDEAL LAP TIME : 1:49.069		BEST LAP TIME : 1:49.086		DIFFERENCE : 0.017			
LAP	SECTOR 1	SECTOR 2	LAP TIME	MPH	DIFF	TIME OF DAY	
1 -	1:09.554	50.200	1:59.754	65.53	10.668	09:01:14.472	
2 -	1:04.187	51.189	1:55.376 (3)	68.02	6.290	09:03:09.848	
3 -	1:03.161	<b>46.815</b>	1:49.976 (2)	71.36	0.890	09:04:59.824	
4 -	<b>1:02.254</b>	46.832	<b>1:49.086 (1)</b>	<b>71.94</b>		<b>09:06:48.910</b>	

<b>P4 75</b>		<b>David HEWSON</b>		Yamaha TZR250 - Obsession Engineering Limited			
IDEAL LAP TIME : 1:50.960		BEST LAP TIME : 1:50.960		DIFFERENCE : 0.000			
LAP	SECTOR 1	SECTOR 2	LAP TIME	MPH	DIFF	TIME OF DAY	
1 -	1:11.822	48.106	1:59.928 (3)	65.43	8.968	09:02:54.331	
2 -	1:05.567	46.812	1:52.379 (2)	69.83	1.419	09:04:46.710	
3 -	<b>1:04.421</b>	<b>46.539</b>	<b>1:50.960 (1)</b>	<b>70.72</b>		<b>09:06:37.670</b>	

<b>P5 19</b>		<b>Peter BRANTON</b>		Yamaha TZR250 - Exactweld Racing			
IDEAL LAP TIME : 1:52.165		BEST LAP TIME : 1:52.165		DIFFERENCE : 0.000			
LAP	SECTOR 1	SECTOR 2	LAP TIME	MPH	DIFF	TIME OF DAY	
1 -	1:09.931	50.641	2:00.572 (3)	65.09	8.407	09:02:02.766	
2 -	1:06.646	51.235	1:57.881 (2)	66.57	5.716	09:04:00.647	
3 -	<b>1:05.003</b>	<b>47.162</b>	<b>1:52.165 (1)</b>	<b>69.96</b>		<b>09:05:52.812</b>	

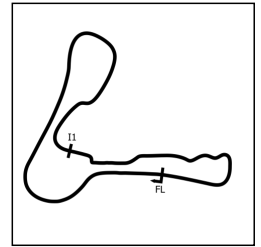
<b>P6 146</b>		<b>Michael MACE</b>		Yamaha TZR250 - Kevin Marshall			
IDEAL LAP TIME : 1:52.415		BEST LAP TIME : 1:52.415		DIFFERENCE : 0.000			
LAP	SECTOR 1	SECTOR 2	LAP TIME	MPH	DIFF	TIME OF DAY	
1 -	1:11.756	48.331	2:00.087 (2)	65.35	7.672	09:04:15.980	
2 -	<b>1:05.031</b>	<b>47.384</b>	<b>1:52.415 (1)</b>	<b>69.81</b>		<b>09:06:08.395</b>	

<b>P7 40 C</b>		<b>Douglas BEACOCK</b>		Yamaha TZR250 -			
IDEAL LAP TIME : 1:55.595		BEST LAP TIME : 1:55.595		DIFFERENCE : 0.000			
LAP	SECTOR 1	SECTOR 2	LAP TIME	MPH	DIFF	TIME OF DAY	
1 -	1:16.651	55.037	2:11.688 (3)	59.59	16.093	09:01:36.804	
2 -	1:07.536	49.389	1:56.925 (2)	67.12	1.330	09:03:33.729	
3 -	<b>1:06.372</b>	<b>49.223</b>	<b>1:55.595 (1)</b>	<b>67.89</b>		<b>09:05:29.324</b>	

Weather / Track : Cloudy / Dry

Cadwell Park  
 Circuit Length = 2.1800 miles  
 Start: 08:58 Flag 09:05 End: 09:07

**International Sidecar Revival Meeting 2021**  
**Blue Haze GP & GPF & Yamaha Past Masters**  
**FREE PRACTICE - SECTOR ANALYSIS**



SECTOR 1 = FL to I1, SECTOR 2 = I1 to FL, DIFF = Difference To Personal Best Lap, P = Crossed Finish Line in Pit Lane, D = Time Disallowed

<b>P8</b>	<b>72 C</b>	<b>Chris THAY</b>	Yamaha TZR250 - Scell-it uk			
IDEAL LAP TIME : 1:57.038		BEST LAP TIME : 1:57.038		DIFFERENCE : 0.000		
LAP	SECTOR 1	SECTOR 2	LAP TIME	MPH	DIFF	TIME OF DAY
1 -	1:20.467	52.679	2:13.146 (3)	58.94	16.108	09:01:50.143
2 -	1:08.448	49.154	1:57.602 (2)	66.73	0.564	09:03:47.745
3 -	<b>1:08.134</b>	<b>48.904</b>	<b>1:57.038 (1)</b>	<b>67.05</b>		<b>09:05:44.783</b>

<b>P9</b>	<b>157 GPF</b>	<b>Geoff MOOK</b>	Yamaha TZR 250 -			
IDEAL LAP TIME : 1:58.222		BEST LAP TIME : 1:58.222		DIFFERENCE : 0.000		
LAP	SECTOR 1	SECTOR 2	LAP TIME	MPH	DIFF	TIME OF DAY
1 -	1:11.873	51.808	2:03.681 (2)	63.45	5.459	09:01:50.497
2 -	<b>1:08.666</b>	<b>49.556</b>	<b>1:58.222 (1)</b>	<b>66.38</b>		<b>09:03:48.719</b>

<b>P10</b>	<b>41 GPF</b>	<b>David ABRAHAM</b>	Suzuki RG570 - Cambridge Motorcycles			
IDEAL LAP TIME : 1:59.200		BEST LAP TIME : 1:59.200		DIFFERENCE : 0.000		
LAP	SECTOR 1	SECTOR 2	LAP TIME	MPH	DIFF	TIME OF DAY
1 -	1:12.616	53.498	2:06.114 (3)	62.22	6.914	09:01:56.463
2 -	1:11.448	52.615	2:04.063 (2)	63.25	4.863	09:04:00.526
3 -	<b>1:08.920</b>	<b>50.280</b>	<b>1:59.200 (1)</b>	<b>65.83</b>		<b>09:05:59.726</b>

<b>P11</b>	<b>61 GPF</b>	<b>Paul WELCH</b>	Yamaha TZR250 -			
IDEAL LAP TIME : 1:58.382		BEST LAP TIME : 1:59.684		DIFFERENCE : 1.302		
LAP	SECTOR 1	SECTOR 2	LAP TIME	MPH	DIFF	TIME OF DAY
1 -	1:11.820	51.141	2:02.961 (3)	63.82	3.277	09:01:18.565
2 -	1:09.513	51.212	2:00.725 (2)	65.00	1.041	09:03:19.290
3 -	1:09.061	<b>50.623</b>	<b>1:59.684 (1)</b>	<b>65.57</b>		<b>09:05:18.974</b>

<b>P12</b>	<b>14 GPF</b>	<b>Denis HALIL</b>	Yamaha TZR - D & A AUTOS			
IDEAL LAP TIME :		BEST LAP TIME : 1:59.724		DIFFERENCE :		
LAP	SECTOR 1	SECTOR 2	LAP TIME	MPH	DIFF	TIME OF DAY
1 -			2:03.323 (3)	63.63	3.599	09:01:19.255
2 -			2:00.186 (2)	65.29	0.462	09:03:19.441
3 -			<b>1:59.724 (1)</b>	<b>65.55</b>		<b>09:05:19.165</b>

<b>P13</b>	<b>110 GPF</b>	<b>Mark HAIGH</b>	Aprilia RS250 -			
IDEAL LAP TIME : 1:59.938		BEST LAP TIME : 1:59.938		DIFFERENCE : 0.000		
LAP	SECTOR 1	SECTOR 2	LAP TIME	MPH	DIFF	TIME OF DAY
1 -	1:20.298	56.214	2:16.512 (3)	57.48	16.574	09:01:36.929
2 -	1:11.828	52.097	2:03.925 (2)	63.32	3.987	09:03:40.854
3 -	<b>1:09.539</b>	<b>50.399</b>	<b>1:59.938 (1)</b>	<b>65.43</b>		<b>09:05:40.792</b>

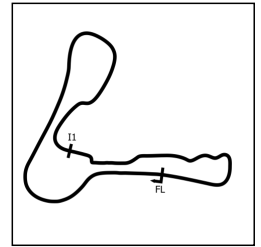
<b>P14</b>	<b>147 GP</b>	<b>John HANNAFORD</b>	Yamaha TZ350D -			
IDEAL LAP TIME : 2:04.649		BEST LAP TIME : 2:05.914		DIFFERENCE : 1.265		
LAP	SECTOR 1	SECTOR 2	LAP TIME	MPH	DIFF	TIME OF DAY
1 -	1:15.181	56.615	2:11.796 (2)	59.54	5.882	09:01:59.107
2 -	1:11.810	<b>54.104</b>	<b>2:05.914 (1)</b>	<b>62.32</b>		<b>09:04:05.021</b>
3 -	<b>1:10.545</b>	1:03.851	2:14.396 (3)	58.39	8.482	09:06:19.417

<b>P15</b>	<b>100 R</b>	<b>Adam COLLINS</b>	Yamaha TZR250 - www.ypmrc.co.uk			
IDEAL LAP TIME : 2:06.562		BEST LAP TIME : 2:06.562		DIFFERENCE : 0.000		
LAP	SECTOR 1	SECTOR 2	LAP TIME	MPH	DIFF	TIME OF DAY
1 -	1:22.374	55.551	2:17.925 (3)	56.90	11.363	09:01:54.421
2 -	1:14.756	56.808	2:11.564 (2)	59.65	5.002	09:04:05.985
3 -	<b>1:12.886</b>	<b>53.676</b>	<b>2:06.562 (1)</b>	<b>62.00</b>		<b>09:06:12.547</b>

Weather / Track : Cloudy / Dry

Cadwell Park  
 Circuit Length = 2.1800 miles  
 Start: 08:58 Flag 09:05 End: 09:07

**International Sidecar Revival Meeting 2021**  
**Blue Haze GP & GPF & Yamaha Past Masters**  
**FREE PRACTICE - SECTOR ANALYSIS**



SECTOR 1 = FL to I1, SECTOR 2 = I1 to FL, DIFF = Difference To Personal Best Lap, P = Crossed Finish Line in Pit Lane, D = Time Disallowed

<b>P16</b>	<b>21 GP</b>	<b>Stuart THURTLE</b>	Yamaha TZ250B 3YL - TeamTortoise Racing			
IDEAL LAP TIME : 2:04.927		BEST LAP TIME : 2:06.565		DIFFERENCE : 1.638		
LAP	SECTOR 1	SECTOR 2	LAP TIME	MPH	DIFF	TIME OF DAY
1 -	1:24.363	55.977	2:20.340 (2)	55.92	13.775	09:01:55.730
2 -	1:13.298	<b>53.267</b>	<b>2:06.565 (1)</b>	<b>62.00</b>		<b>09:04:02.295</b>
<b>P17</b>	<b>31 C</b>	<b>Rob FARMER</b>	Yamaha TZR250 -			
IDEAL LAP TIME : 2:07.710		BEST LAP TIME : 2:07.966		DIFFERENCE : 0.256		
LAP	SECTOR 1	SECTOR 2	LAP TIME	MPH	DIFF	TIME OF DAY
1 -	1:22.222	55.376	2:17.598 (3)	57.03	9.632	09:01:53.414
2 -	<b>1:13.488</b>	54.478	<b>2:07.966 (1)</b>	<b>61.32</b>		<b>09:04:01.380</b>
3 -	1:14.044	<b>54.222</b>	2:08.266 (2)	61.18	0.300	09:06:09.646
<b>P18</b>	<b>89</b>	<b>Andrew TEMPEST</b>	Yamaha TZR250 - Gecko racing/mar-ti titanium			
IDEAL LAP TIME : 2:07.632		BEST LAP TIME : 2:08.466		DIFFERENCE : 0.834		
LAP	SECTOR 1	SECTOR 2	LAP TIME	MPH	DIFF	TIME OF DAY
1 -	1:21.406	54.923	2:16.329 (2)	57.56	7.863	09:01:50.659
2 -	1:14.795	<b>53.671</b>	<b>2:08.466 (1)</b>	<b>61.09</b>		<b>09:03:59.125</b>
<b>P19</b>	<b>3 GP</b>	<b>Tom BARRETT</b>	Honda RS250 - The Two Stroke Workshop			
IDEAL LAP TIME : 2:13.993		BEST LAP TIME : 2:13.993		DIFFERENCE : 0.000		
LAP	SECTOR 1	SECTOR 2	LAP TIME	MPH	DIFF	TIME OF DAY
1 -	1:27.820	59.131	2:26.951 (2)	53.40	12.958	09:03:12.527
2 -	<b>1:17.205</b>	<b>56.788</b>	<b>2:13.993 (1)</b>	<b>58.57</b>		<b>09:05:26.520</b>
<b>P20</b>	<b>46 C</b>	<b>Kevin MARSHALL</b>	Yamaha TZR250 -			
IDEAL LAP TIME : 2:09.605		BEST LAP TIME : 2:16.845		DIFFERENCE : 7.240		
LAP	SECTOR 1	SECTOR 2	LAP TIME	MPH	DIFF	TIME OF DAY
1 -	1:21.393	<b>55.452</b>	<b>2:16.845 (1)</b>	<b>57.35</b>		<b>09:01:40.985</b>

Weather / Track : Cloudy / Dry

Cadwell Park  
 Circuit Length = 2.1800 miles  
 Start: 08:58 Flag 09:05 End: 09:07

# International Sidecar Revival Meeting 2021

## Blue Haze GP & GPF & Yamaha Past Masters

### FREE PRACTICE - BEST SECTORS

SECTOR 1				SECTOR 2			IDEAL / BEST COMPARISON					
POS	NO	NAME	TIME	NO	NAME	TIME	POS	NO	NAME	IDEAL	BEST	DIFF
									<b>PERFECT LAP</b>	<b>1:46.441</b>		
1	24	CARSON	1:01.633	24	CARSON	44.808	1	24	CARSON	1:46.441	1:46.441	0.000
2	117	HALL	1:01.702	117	HALL	45.513	2	117	HALL	1:47.215	1:47.215	0.000
3	12	MARTIN	1:02.254	75	HEWSON	46.539	3	12	MARTIN	1:49.069	1:49.086	0.017
4	75	HEWSON	1:04.421	12	MARTIN	46.815	4	75	HEWSON	1:50.960	1:50.960	0.000
5	19	BRANTON	1:05.003	19	BRANTON	47.162	5	19	BRANTON	1:52.165	1:52.165	0.000
6	146	MACE	1:05.031	146	MACE	47.384	6	146	MACE	1:52.415	1:52.415	0.000
7	40	BEACOCK	1:06.372	72	THAY	48.904	7	40	BEACOCK	1:55.595	1:55.595	0.000
8	61	WELCH	1:07.759	40	BEACOCK	49.223	8	72	THAY	1:57.038	1:57.038	0.000
9	72	THAY	1:08.134	157	MOOK	49.556	9	157	MOOK	1:58.222	1:58.222	0.000
10	157	MOOK	1:08.666	41	ABRAHAM	50.280	10	61	WELCH	1:58.382	1:59.684	1.302
11	41	ABRAHAM	1:08.920	110	HAIGH	50.399	11	41	ABRAHAM	1:59.200	1:59.200	0.000
12	110	HAIGH	1:09.539	61	WELCH	50.623	12	110	HAIGH	1:59.938	1:59.938	0.000
13	147	HANNAFORD	1:10.545	21	THURTL	53.267	13	147	HANNAFORD	2:04.649	2:05.914	1.265
14	21	THURTL	1:11.660	89	TEMPEST	53.671	14	21	THURTL	2:04.927	2:06.565	1.638
15	100	COLLINS	1:12.886	100	COLLINS	53.676	15	100	COLLINS	2:06.562	2:06.562	0.000
16	31	FARMER	1:13.488	147	HANNAFORD	54.104	16	89	TEMPEST	2:07.632	2:08.466	0.834
17	89	TEMPEST	1:13.961	31	FARMER	54.222	17	31	FARMER	2:07.710	2:07.966	0.256
18	46	MARSHALL	1:14.153	46	MARSHALL	55.452	18	46	MARSHALL	2:09.605	2:16.845	7.240
19	3	BARRETT	1:17.205	3	BARRETT	56.788	19	3	BARRETT	2:13.993	2:13.993	0.000
20							20	14	HALIL		1:59.724	

Weather / Track : Cloudy / Dry

Results can be found at [www.tsl-timing.com](http://www.tsl-timing.com)

Cadwell Park  
 Circuit Length = 2.1800 miles  
 Start: 08:58 Flag 09:05 End: 09:07

Printed - 09:08 Sunday, 08 August 2021



**International Sidecar Revival Meeting 2021**  
**Blue Haze GP & GPF & Yamaha Past Masters**  
**FREE PRACTICE - STATISTICS**

**Competitors Started** 20  
**Planned Start** 2021-08-08 @ 09:00:00.000  
**Actual Start** 2021-08-08 @ 08:58:35.933  
**Finish Time** 2021-08-08 @ 09:05:39.191  
**Track Length** 2.1800mi.  
**Total Laps** 55  
**Total Distance Covered** 119.9010mi.

**Session Fastest Lap History**

NO	CL	NAME	LAP TIME	TIME OF DAY	LAP	VEHICLE
12	GP	Adrian MARTIN	<b>1:59.754</b>	09:01:14.481	1	Yamaha TZ250
24		Scott CARSON	<b>1:54.453</b>	09:01:40.016	1	Yamaha TZR250
24		Scott CARSON	<b>1:48.472</b>	09:03:28.489	2	Yamaha TZR250
117	GP	Stuart HALL	<b>1:47.215</b>	09:05:40.161	3	Yamaha TZ250
24		Scott CARSON	<b>1:46.441</b>	09:07:05.513	4	Yamaha TZR250

**Flag History**

TYPE	TIME OF DAY
GREEN	08:58:35.933
FINISH	09:05:39.191

**Flag Statistics**

TYPE	COUNT	TOTAL LAPS	TOTAL TIME
Green	1	4	8:54.306
Red	0	0	0.000
Safety Car	0	0	0.000
FCY	0	0	0.000

**International Sidecar Revival Meeting 2021**  
**Blue Haze GP & GPF & Yamaha Past Masters**  
**FREE PRACTICE - STATISTICS**

**CLASS : GP**

**5 Starters**

**Fastest Lap History**

NO	NAME	LAP TIME	TIME OF DAY	LAP	VEHICLE
12	Adrian MARTIN	<b>1:59.754</b>	09:01:14.481	1	Yamaha TZ250
12	Adrian MARTIN	<b>1:55.376</b>	09:03:09.857	2	Yamaha TZ250
117	Stuart HALL	<b>1:52.689</b>	09:03:52.944	2	Yamaha TZ250
12	Adrian MARTIN	<b>1:49.976</b>	09:04:59.833	3	Yamaha TZ250
117	Stuart HALL	<b>1:47.215</b>	09:05:40.161	3	Yamaha TZ250

**Weather / Track : Cloudy / Dry**

**Results can be found at [www.tsl-timing.com](http://www.tsl-timing.com)**

**Page 2 of 6**

Cadwell Park  
Circuit Length = 2.1800 miles  
Start: 08:58 Flag 09:05 End: 09:07

*Printed - 09:08 Sunday, 08 August 2021*

**International Sidecar Revival Meeting 2021**  
**Blue Haze GP & GPF & Yamaha Past Masters**  
**FREE PRACTICE - STATISTICS**

**CLASS : GPF**

**5 Starters**

**Fastest Lap History**

NO	NAME	LAP TIME	TIME OF DAY	LAP	VEHICLE
61	Paul WELCH	<b>2:02.961</b>	09:01:18.572	1	Yamaha TZR250
61	Paul WELCH	<b>2:00.725</b>	09:03:19.297	2	Yamaha TZR250
14	Denis HALIL	<b>2:00.186</b>	09:03:19.441	2	Yamaha TZR
157	Geoff MOOK	<b>1:58.222</b>	09:03:48.732	2	Yamaha TZR 250

**Weather / Track : Cloudy / Dry**

**Results can be found at [www.tsl-timing.com](http://www.tsl-timing.com)**

**Page 3 of 6**

Cadwell Park  
Circuit Length = 2.1800 miles  
Start: 08:58 Flag 09:05 End: 09:07

*Printed - 09:08 Sunday, 08 August 2021*

**International Sidecar Revival Meeting 2021**  
**Blue Haze GP & GPF & Yamaha Past Masters**  
**FREE PRACTICE - STATISTICS**

**CLASS :**

**5 Starters**

**Fastest Lap History**

NO	NAME	LAP TIME	TIME OF DAY	LAP	VEHICLE
24	Scott CARSON	1:54.453	09:01:40.016	1	Yamaha TZR250
24	Scott CARSON	1:48.472	09:03:28.489	2	Yamaha TZR250
24	Scott CARSON	1:46.441	09:07:05.513	4	Yamaha TZR250

**Weather / Track : Cloudy / Dry**

**Results can be found at [www.tsl-timing.com](http://www.tsl-timing.com)**

**Page 4 of 6**

Cadwell Park  
Circuit Length = 2.1800 miles  
Start: 08:58 Flag 09:05 End: 09:07

*Printed - 09:08 Sunday, 08 August 2021*

**International Sidecar Revival Meeting 2021**  
**Blue Haze GP & GPF & Yamaha Past Masters**  
**FREE PRACTICE - STATISTICS**

**CLASS : C**

4 Starters

**Fastest Lap History**

NO	NAME	LAP TIME	TIME OF DAY	LAP	VEHICLE
40	Douglas BEACOCK	<b>2:11.688</b>	09:01:36.817	1	Yamaha TZR250
40	Douglas BEACOCK	<b>1:56.925</b>	09:03:33.742	2	Yamaha TZR250
40	Douglas BEACOCK	<b>1:55.595</b>	09:05:29.337	3	Yamaha TZR250

**Weather / Track : Cloudy / Dry**

Results can be found at [www.tsl-timing.com](http://www.tsl-timing.com)

Page 5 of 6

Cadwell Park  
Circuit Length = 2.1800 miles  
Start: 08:58 Flag 09:05 End: 09:07

Printed - 09:08 Sunday, 08 August 2021

**International Sidecar Revival Meeting 2021**  
**Blue Haze GP & GPF & Yamaha Past Masters**  
**FREE PRACTICE - STATISTICS**

**CLASS : R**

1 Starters

**Fastest Lap History**

NO	NAME	LAP TIME	TIME OF DAY	LAP	VEHICLE
100	Adam COLLINS	<b>2:17.925</b>	09:01:54.440	1	Yamaha TZR250
100	Adam COLLINS	<b>2:11.564</b>	09:04:06.004	2	Yamaha TZR250
100	Adam COLLINS	<b>2:06.562</b>	09:06:12.566	3	Yamaha TZR250

**Weather / Track : Cloudy / Dry**

**Results can be found at [www.tsl-timing.com](http://www.tsl-timing.com)**

**Page 6 of 6**

Cadwell Park  
Circuit Length = 2.1800 miles  
Start: 08:58 Flag 09:05 End: 09:07

*Printed - 09:08 Sunday, 08 August 2021*

# International Sidecar Revival Meeting 2021

## Blue Haze GP & GPF

### RACE 3 - CLASSIFICATION

POS	NO	CL	PIC NAME	ENTRY	LAPS	TIME	GAP	DIFF	MPH	BEST	ON
1	117	GP	1 Stuart HALL	Yamaha TZ250 -	8	13:34.448			77.08	1:40.212	7
2	51	GP	2 Kevin WHOLEY	Yamaha TZ 250 - Twistgrip Motorcycles	8	13:36.885	2.437	2.437	76.85	1:40.179	6
3	22	GP	3 Rik BALLERINI	Yamaha TZ250 - SCLS LTD, GECKO RACING, CAM	8	13:45.326	10.878	8.441	76.07	1:40.709	3
4	12	GP	4 Adrian MARTIN	Yamaha TZ250 - Strategic business development & s	8	14:11.743	37.295	26.417	73.71	1:45.079	4
5	41	GPF	1 David ABRAHAM	Suzuki RG570 - Cambridge Motorcycles	8	14:12.490	38.042	0.747	73.64	1:45.289	6
6	129*	GP	5 Colin SLEIGH	Yamaha TZ250 - NCL racing	8	14:20.632	46.184	8.142	72.95	1:46.048	3
7	64	GP	6 Phil ELLIS	Yamaha TZ250B -	8	14:36.862	1:02.414	16.230	71.60	1:47.062	6
8	29	GPF	2 Derek CRIPPS	Yamaha RD 350 YPVS - Kelly Cripps - Team FBR	8	14:36.970	1:02.522	0.108	71.59	1:47.095	6
9	14	GPF	3 Denis HALIL	Yamaha TZR - D & A AUTOS	8	14:37.532	1:03.084	0.562	71.54	1:47.365	6
10	61	GPF	4 Paul WELCH	Yamaha TZR250 -	8	14:37.861	1:03.413	0.329	71.51	1:47.066	6
11	27	GPF	5 Richard HAYWARD	Yamaha TZR250 - Hazel Motors/ Gforce	8	14:43.567	1:09.119	5.706	71.05	1:47.524	5
12	110	GPF	6 Mark HAIGH	Aprilia RS250 -	8	14:47.056	1:12.608	3.489	70.77	1:47.609	7
13	60	GPF	7 Daniel GOUGH	Yamaha TZR 250 - G Force Motorcycles	8	14:53.706	1:19.258	6.650	70.25	1:49.698	7
14	21	GP	7 Stuart THURTLIE	Yamaha TZ250B 3YL - TeamTortoise Racing	8	14:54.493	1:20.045	0.787	70.19	1:48.775	8
15	162	GPF	8 Darren COOPER	Yamaha TZR250 -	8	14:58.797	1:24.349	4.304	69.85	1:48.933	6
16	67	GPF	9 Mark BAILEY	Yamaha TZR250 -	7	13:36.329	1 Lap	1 Lap	67.29	1:54.350	6
17	174	GP	8 David BOWLER	Yamaha TZ 250 4DP -	7	13:42.618	1 Lap	6.289	66.78	1:55.784	5
18	30	GPF	10 Neil HEWSON	Suzuki RGV250 - The Sun Inn, Pickering	7	13:43.235	1 Lap	0.617	66.73	1:53.005	7

#### NOT CLASSIFIED

DNF	157	GPF	Geoff MOOK	Yamaha TZR 250 -	1	1:55.825	7 Laps	6 Laps	67.75	1:55.825	1
DNF	17	GPF	David PATERSON	Aprilia RS250 - The love of a good woman	1	2:16.199	7 Laps	20.374	57.62	2:16.199	1
DNF	3	GP	Tom BARRETT	Honda RS250 - The Two Stroke Workshop	0						
DNF	147	GP	John HANNAFORD	Yamaha TZ350D -	0						

#### FASTEST LAP

51	GP	Kevin WHOLEY	Yamaha TZ 250 - Twistgrip Motorcycles	6	1:40.179	78.34 mph	126.07 kph
41	GPF	David ABRAHAM	Suzuki RG570 - Cambridge Motorcycles	6	1:45.289	74.53 mph	119.95 kph

Class GP - 92.5% of Race Speed = 71.29 mph  
 Class GPF - 92.5% of Race Speed = 68.11 mph

Cadwell Park: 2.1800 miles

Race Distance: 8 Laps / 17.44 miles

Start: 11:18 Flag 11:31 End: 11:33

Weather / Track : Cloudy / Dry

These results are provisional until the conclusion of any judicial and technical matters.

Clerk Of Course :	Stewards :	Timekeeper : Craig Smith
-------------------	------------	--------------------------

Results can be found at [www.tsl-timing.com](http://www.tsl-timing.com)

Printed - 11:33 Sunday, 08 August 2021



# International Sidecar Revival Meeting 2021

## Blue Haze GP & GPF

### RACE 3 - LAP CHART

LAP 1 @ 11:20:03.137			30	54.930	1:57.282	30	1:38.718	1:54.288
NO	BEHIND	LAP TIME	LAP 4 @ 11:25:05.511			LAP 7 @ 11:30:07.116		
51		1:47.745	117		1:40.777	117		1:40.212
22	0.119	1:47.864	22	2.013	1:41.577	51	2.587	1:41.205
117	0.703	1:48.448	51	2.319	1:41.057	22	9.649	1:44.026
41	3.836	1:51.581	12	19.743	1:45.079	12	34.910	1:45.630
12	5.184	1:52.929	41	20.256	1:45.992	41	35.006	1:45.403
64	7.626	1:55.371	129	24.556	1:46.566	129	41.953	1:46.245
129	7.960	1:55.705	61	33.569	1:48.069	64	56.454	1:48.414
157	8.080	1:55.825	29	33.850	1:48.019	29	57.062	1:48.103
29	8.769	1:56.514	64	34.082	1:49.082	14	57.142	1:47.867
61	9.097	1:56.842	14	34.510	1:48.647	61	57.776	1:49.135
21	10.790	1:58.535	110	41.678	1:49.901	27	1:03.821	1:47.829
14	11.018	1:58.763	27	41.914	1:49.711	110	1:06.960	1:47.609
110	11.807	1:59.552	60	44.092	1:51.380	162	1:12.133	1:50.250
60	12.110	1:59.855	21	44.907	1:53.241	60	1:12.242	1:49.698
27	12.248	1:59.993	162	45.311	1:52.813	21	1:13.994	1:49.481
162	12.572	2:00.317	67	1:01.384	1:55.564	LAP 8 @ 11:31:49.840		
174	16.926	2:04.671	174	1:04.532	1:56.642	NO	BEHIND	LAP TIME
67	17.350	2:05.095	30	1:09.876	1:55.723	117		1:42.724
30	20.078	2:07.823	LAP 5 @ 11:26:46.563			67	1 Lap	1:55.314
17	28.454	2:16.199	NO	BEHIND	LAP TIME	51	2.437	1:42.574
LAP 2 @ 11:21:44.445			117		1:41.052	174	1 Lap	1:55.874
NO	BEHIND	LAP TIME	51	1.756	1:40.489	30	1 Lap	1:53.005
117		1:40.605	22	3.691	1:42.730	22	10.878	1:43.953
22	0.793	1:41.982	12	24.343	1:45.652	12	37.295	1:45.109
51	1.415	1:42.723	41	24.867	1:45.663	41	38.042	1:45.760
41	8.935	1:46.407	129	30.061	1:46.557	129	46.184	1:46.955
12	9.608	1:45.732	64	41.531	1:48.501	64	1:02.414	1:48.684
129	13.008	1:46.356	61	42.128	1:49.611	29	1:02.522	1:48.184
64	17.036	1:50.718	29	42.417	1:49.619	14	1:03.084	1:48.666
61	17.643	1:49.854	14	42.463	1:49.005	61	1:03.413	1:48.361
29	17.748	1:50.287	27	48.386	1:47.524	27	1:09.119	1:48.022
14	18.912	1:49.202	110	50.250	1:49.624	110	1:12.608	1:48.372
21	21.142	1:51.660	60	53.287	1:50.247	60	1:19.258	1:49.740
110	21.357	1:50.858	162	53.503	1:49.244	21	1:20.045	1:48.775
60	21.733	1:50.931	21	55.711	1:51.856	162	1:24.349	1:54.940
27	21.918	1:50.978	67	1:15.494	1:55.162			
162	22.310	1:51.046	174	1:19.264	1:55.784			
67	30.983	1:54.941	30	1:24.771	1:55.947			
174	32.594	1:56.976	LAP 6 @ 11:28:26.904					
30	37.937	1:59.167	NO	BEHIND	LAP TIME			
LAP 3 @ 11:23:24.734			117		1:40.341			
NO	BEHIND	LAP TIME	51	1.594	1:40.179			
117		1:40.289	22	5.835	1:42.485			
22	1.213	1:40.709	12	29.492	1:45.490			
51	2.039	1:40.913	41	29.815	1:45.289			
41	15.041	1:46.395	129	35.920	1:46.200			
12	15.441	1:46.122	64	48.252	1:47.062			
129	18.767	1:46.048	61	48.853	1:47.066			
64	25.777	1:49.030	29	49.171	1:47.095			
61	26.277	1:48.923	14	49.487	1:47.365			
29	26.608	1:49.149	27	56.204	1:48.159			
14	26.640	1:48.017	110	59.563	1:49.654			
21	32.443	1:51.590	162	1:02.095	1:48.933			
110	32.554	1:51.486	60	1:02.756	1:49.810			
27	32.980	1:51.351	21	1:04.725	1:49.355			
162	33.275	1:51.254	67	1:29.503	1:54.350			
60	33.489	1:52.045	174	1:35.232	1:56.309			
67	46.597	1:55.903						
174	48.667	1:56.362						

Weather / Track : Cloudy / Dry

Results can be found at [www.tsl-timing.com](http://www.tsl-timing.com)

Cadwell Park  
Circuit Length = 2.1800 miles  
Start: 11:18 Flag 11:31 End: 11:33

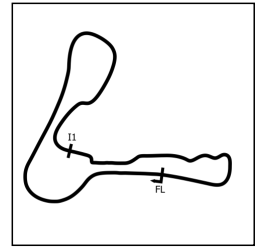
Printed - 11:33 Sunday, 08 August 2021



# International Sidecar Revival Meeting 2021

## Blue Haze GP & GPF

### RACE 3 - SECTOR ANALYSIS



SECTOR 1 = FL to I1, SECTOR 2 = I1 to FL, DIFF = Difference To Personal Best Lap, P = Crossed Finish Line in Pit Lane, D = Time Disallowed

P1 117 GP		Stuart HALL		Yamaha TZ250 -			
IDEAL LAP TIME : 1:40.158		BEST LAP TIME : 1:40.212		DIFFERENCE : 0.054			
LAP	SECTOR 1	SECTOR 2	LAP TIME	MPH	DIFF	TIME OF DAY	
1 -		42.627	1:48.448	72.36	8.236	11:20:03.840	
2 -	58.502	42.103	1:40.605	78.00	0.393	11:21:44.445	
3 -	<b>58.249</b>	42.040	1:40.289 (2)	78.25	0.077	11:23:24.734	
4 -	58.503	42.274	1:40.777	77.87	0.565	11:25:05.511	
5 -	58.698	42.354	1:41.052	77.66	0.840	11:26:46.563	
6 -	58.284	42.057	1:40.341 (3)	78.21	0.129	11:28:26.904	
7 -	58.303	<b>41.909</b>	<b>1:40.212 (1)</b>	<b>78.31</b>		<b>11:30:07.116</b>	
8 -	59.617	43.107	1:42.724	76.39	2.512	11:31:49.840	

P2 51 GP		Kevin WHOLEY		Yamaha TZ 250 - Twistgrip Motorcycles			
IDEAL LAP TIME : 1:40.179		BEST LAP TIME : 1:40.179		DIFFERENCE : 0.000			
LAP	SECTOR 1	SECTOR 2	LAP TIME	MPH	DIFF	TIME OF DAY	
1 -		42.786	1:47.745	72.83	7.566	11:20:03.137	
2 -	59.915	42.808	1:42.723	76.40	2.544	11:21:45.860	
3 -	58.715	42.198	1:40.913 (3)	77.77	0.734	11:23:26.773	
4 -	58.368	42.689	1:41.057	77.65	0.878	11:25:07.830	
5 -	58.435	42.054	1:40.489 (2)	78.09	0.310	11:26:48.319	
6 -	<b>58.239</b>	<b>41.940</b>	<b>1:40.179 (1)</b>	<b>78.34</b>		<b>11:28:28.498</b>	
7 -	58.682	42.523	1:41.205	77.54	1.026	11:30:09.703	
8 -	59.132	43.442	1:42.574	76.51	2.395	11:31:52.277	

P3 22 GP		Rik BALLERINI		Yamaha TZ250 - SCLS LTD, GECKO RACING, CAMBRIDGE M			
IDEAL LAP TIME : 1:40.630		BEST LAP TIME : 1:40.709		DIFFERENCE : 0.079			
LAP	SECTOR 1	SECTOR 2	LAP TIME	MPH	DIFF	TIME OF DAY	
1 -		42.557	1:47.864	72.75	7.155	11:20:03.256	
2 -	59.515	<b>42.467</b>	1:41.982 (3)	76.95	1.273	11:21:45.238	
3 -	<b>58.163</b>	42.546	<b>1:40.709 (1)</b>	<b>77.92</b>		<b>11:23:25.947</b>	
4 -	58.702	42.875	1:41.577 (2)	77.26	0.868	11:25:07.524	
5 -	59.574	43.156	1:42.730	76.39	2.021	11:26:50.254	
6 -	59.009	43.476	1:42.485	76.57	1.776	11:28:32.739	
7 -	1:00.417	43.609	1:44.026	75.44	3.317	11:30:16.765	
8 -	59.911	44.042	1:43.953	75.49	3.244	11:32:00.718	

P4 12 GP		Adrian MARTIN		Yamaha TZ250 - Strategic business development & support ltd			
IDEAL LAP TIME : 1:44.794		BEST LAP TIME : 1:45.079		DIFFERENCE : 0.285			
LAP	SECTOR 1	SECTOR 2	LAP TIME	MPH	DIFF	TIME OF DAY	
1 -		<b>44.099</b>	1:52.929	69.49	7.850	11:20:08.321	
2 -	1:01.342	44.390	1:45.732	74.22	0.653	11:21:54.053	
3 -	1:01.464	44.658	1:46.122	73.95	1.043	11:23:40.175	
4 -	<b>1:00.695</b>	44.384	<b>1:45.079 (1)</b>	<b>74.68</b>		<b>11:25:25.254</b>	
5 -	1:01.195	44.457	1:45.652	74.28	0.573	11:27:10.906	
6 -	1:01.131	44.359	1:45.490 (3)	74.39	0.411	11:28:56.396	
7 -	1:00.962	44.668	1:45.630	74.29	0.551	11:30:42.026	
8 -	1:00.790	44.319	1:45.109 (2)	74.66	0.030	11:32:27.135	

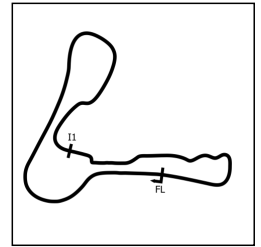
Weather / Track : Cloudy / Dry

Cadwell Park  
 Circuit Length = 2.1800 miles  
 Start: 11:18 Flag 11:31 End: 11:33

# International Sidecar Revival Meeting 2021

## Blue Haze GP & GPF

### RACE 3 - SECTOR ANALYSIS



SECTOR 1 = FL to I1, SECTOR 2 = I1 to FL, DIFF = Difference To Personal Best Lap, P = Crossed Finish Line in Pit Lane, D = Time Disallowed

<b>P5 41 GPF David ABRAHAM</b>		Suzuki RG570 - Cambridge Motorcycles				
IDEAL LAP TIME : 1:45.012		BEST LAP TIME : 1:45.289		DIFFERENCE : 0.277		
LAP	SECTOR 1	SECTOR 2	LAP TIME	MPH	DIFF	TIME OF DAY
1 -		44.278	1:51.581	70.33	6.292	11:20:06.973
2 -	1:02.363	<b>44.044</b>	1:46.407	73.75	1.118	11:21:53.380
3 -	1:01.842	44.553	1:46.395	73.76	1.106	11:23:39.775
4 -	1:01.490	44.502	1:45.992	74.04	0.703	11:25:25.767
5 -	1:01.441	44.222	1:45.663 (3)	74.27	0.374	11:27:11.430
6 -	1:01.116	44.173	<b>1:45.289 (1)</b>	<b>74.53</b>		<b>11:28:56.719</b>
7 -	<b>1:00.968</b>	44.435	1:45.403 (2)	74.45	0.114	11:30:42.122
8 -	1:01.056	44.704	1:45.760	74.20	0.471	11:32:27.882

<b>P6 129 GP Colin SLEIGH</b>		Yamaha TZ250 - NCL racing				
IDEAL LAP TIME :		BEST LAP TIME : 1:46.048		DIFFERENCE :		
LAP	SECTOR 1	SECTOR 2	LAP TIME	MPH	DIFF	TIME OF DAY
1 -			1:55.705	67.82	9.657	11:20:11.097
2 -			1:46.356	73.79	0.308	11:21:57.453
3 -			<b>1:46.048 (1)</b>	<b>74.00</b>		<b>11:23:43.501</b>
4 -			1:46.566	73.64	0.518	11:25:30.067
5 -			1:46.557	73.65	0.509	11:27:16.624
6 -			1:46.200 (2)	73.89	0.152	11:29:02.824
7 -			1:46.245 (3)	73.86	0.197	11:30:49.069
8 -			1:46.955	73.37	0.907	11:32:36.024

<b>P7 64 GP Phil ELLIS</b>		Yamaha TZ250B -				
IDEAL LAP TIME : 1:47.062		BEST LAP TIME : 1:47.062		DIFFERENCE : 0.000		
LAP	SECTOR 1	SECTOR 2	LAP TIME	MPH	DIFF	TIME OF DAY
1 -		45.685	1:55.371	68.02	8.309	11:20:10.763
2 -	1:04.607	46.111	1:50.718	70.88	3.656	11:22:01.481
3 -	1:03.450	45.580	1:49.030	71.98	1.968	11:23:50.511
4 -	1:02.660	46.422	1:49.082	71.94	2.020	11:25:39.593
5 -	1:02.908	45.593	1:48.501 (3)	72.33	1.439	11:27:28.094
6 -	<b>1:01.849</b>	<b>45.213</b>	<b>1:47.062 (1)</b>	<b>73.30</b>		<b>11:29:15.156</b>
7 -	1:02.940	45.474	1:48.414 (2)	72.38	1.352	11:31:03.570
8 -	1:03.017	45.667	1:48.684	72.20	1.622	11:32:52.254

<b>P8 29 GPF Derek CRIPPS</b>		Yamaha RD 350 YPVS - Kelly Cripps - Team FBR				
IDEAL LAP TIME : 1:46.908		BEST LAP TIME : 1:47.095		DIFFERENCE : 0.187		
LAP	SECTOR 1	SECTOR 2	LAP TIME	MPH	DIFF	TIME OF DAY
1 -		45.553	1:56.514	67.35	9.419	11:20:11.906
2 -	1:03.767	46.520	1:50.287	71.16	3.192	11:22:02.193
3 -	1:03.503	45.646	1:49.149	71.90	2.054	11:23:51.342
4 -	1:02.590	45.429	1:48.019 (2)	72.65	0.924	11:25:39.361
5 -	1:03.946	45.673	1:49.619	71.59	2.524	11:27:28.980
6 -	<b>1:01.845</b>	45.250	<b>1:47.095 (1)</b>	<b>73.28</b>		<b>11:29:16.075</b>
7 -	1:02.580	45.523	1:48.103 (3)	72.59	1.008	11:31:04.178
8 -	1:03.121	<b>45.063</b>	1:48.184	72.54	1.089	11:32:52.362

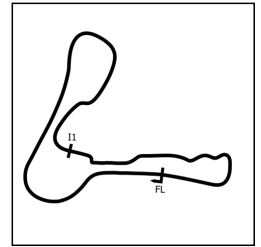
Weather / Track : Cloudy / Dry

Cadwell Park  
Circuit Length = 2.1800 miles  
Start: 11:18 Flag 11:31 End: 11:33

# International Sidecar Revival Meeting 2021

## Blue Haze GP & GPF

### RACE 3 - SECTOR ANALYSIS



SECTOR 1 = FL to I1, SECTOR 2 = I1 to FL, DIFF = Difference To Personal Best Lap, P = Crossed Finish Line in Pit Lane, D = Time Disallowed

P9 14 GPF Denis HALIL		Yamaha TZR - D & A AUTOS				
IDEAL LAP TIME : 1:47.365		BEST LAP TIME : 1:47.365		DIFFERENCE : 0.000		
LAP	SECTOR 1	SECTOR 2	LAP TIME	MPH	DIFF	TIME OF DAY
1 -		46.109	1:58.763	66.08	11.398	11:20:14.155
2 -	1:03.960	45.242	1:49.202	71.86	1.837	11:22:03.357
3 -	1:02.595	45.422	1:48.017 (3)	72.65	0.652	11:23:51.374
4 -	1:02.830	45.817	1:48.647	72.23	1.282	11:25:40.021
5 -	1:03.485	45.520	1:49.005	71.99	1.640	11:27:29.026
6 -	<b>1:02.371</b>	<b>44.994</b>	<b>1:47.365 (1)</b>	<b>73.09</b>		<b>11:29:16.391</b>
7 -	1:02.630	45.237	1:47.867 (2)	72.75	0.502	11:31:04.258
8 -	1:03.014	45.652	1:48.666	72.22	1.301	11:32:52.924

P10 61 GPF Paul WELCH		Yamaha TZR250 -				
IDEAL LAP TIME : 1:46.271		BEST LAP TIME : 1:47.066		DIFFERENCE : 0.795		
LAP	SECTOR 1	SECTOR 2	LAP TIME	MPH	DIFF	TIME OF DAY
1 -		45.712	1:56.842	67.16	9.776	11:20:12.234
2 -	1:03.773	46.081	1:49.854	71.44	2.788	11:22:02.088
3 -	1:03.298	45.625	1:48.923	72.05	1.857	11:23:51.011
4 -	1:02.615	45.454	1:48.069 (2)	72.62	1.003	11:25:39.080
5 -	1:03.691	45.920	1:49.611	71.59	2.545	11:27:28.691
6 -	<b>1:01.824</b>	45.242	<b>1:47.066 (1)</b>	<b>73.30</b>		<b>11:29:15.757</b>
7 -	1:04.688	<b>44.447</b>	1:49.135	71.91	2.069	11:31:04.892
8 -	1:02.631	45.730	1:48.361 (3)	72.42	1.295	11:32:53.253

P11 27 GPF Richard HAYWARD		Yamaha TZR250 - Hazel Motors/ Gforce				
IDEAL LAP TIME : 1:47.099		BEST LAP TIME : 1:47.524		DIFFERENCE : 0.425		
LAP	SECTOR 1	SECTOR 2	LAP TIME	MPH	DIFF	TIME OF DAY
1 -		46.428	1:59.993	65.40	12.469	11:20:15.385
2 -	1:04.012	46.966	1:50.978	70.71	3.454	11:22:06.363
3 -	1:04.582	46.769	1:51.351	70.48	3.827	11:23:57.714
4 -	1:04.324	45.387	1:49.711	71.53	2.187	11:25:47.425
5 -	<b>1:02.736</b>	44.788	<b>1:47.524 (1)</b>	<b>72.98</b>		<b>11:27:34.949</b>
6 -	1:03.603	44.556	1:48.159	72.56	0.635	11:29:23.108
7 -	1:03.052	44.777	1:47.829 (2)	72.78	0.305	11:31:10.937
8 -	1:03.659	<b>44.363</b>	1:48.022 (3)	72.65	0.498	11:32:58.959

P12 110 GPF Mark HAIGH		Aprilia RS250 -				
IDEAL LAP TIME : 1:47.543		BEST LAP TIME : 1:47.609		DIFFERENCE : 0.066		
LAP	SECTOR 1	SECTOR 2	LAP TIME	MPH	DIFF	TIME OF DAY
1 -		47.009	1:59.552	65.64	11.943	11:20:14.944
2 -	1:04.080	46.778	1:50.858	70.79	3.249	11:22:05.802
3 -	1:04.756	46.730	1:51.486	70.39	3.877	11:23:57.288
4 -	1:04.494	45.407	1:49.901	71.41	2.292	11:25:47.189
5 -	1:02.995	46.629	1:49.624 (3)	71.59	2.015	11:27:36.813
6 -	<b>1:02.438</b>	47.216	1:49.654	71.57	2.045	11:29:26.467
7 -	1:02.504	<b>45.105</b>	<b>1:47.609 (1)</b>	<b>72.93</b>		<b>11:31:14.076</b>
8 -	1:02.856	45.516	1:48.372 (2)	72.41	0.763	11:33:02.448

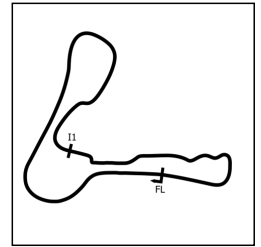
Weather / Track : Cloudy / Dry

Cadwell Park  
Circuit Length = 2.1800 miles  
Start: 11:18 Flag 11:31 End: 11:33

# International Sidecar Revival Meeting 2021

## Blue Haze GP & GPF

### RACE 3 - SECTOR ANALYSIS



SECTOR 1 = FL to I1, SECTOR 2 = I1 to FL, DIFF = Difference To Personal Best Lap, P = Crossed Finish Line in Pit Lane, D = Time Disallowed

P13 60 GPF Daniel GOUGH		Yamaha TZR 250 - G Force Motorcycles				
IDEAL LAP TIME : 1:49.314		BEST LAP TIME : 1:49.698		DIFFERENCE : 0.384		
LAP	SECTOR 1	SECTOR 2	LAP TIME	MPH	DIFF	TIME OF DAY
1 -		46.672	1:59.855	65.47	10.157	11:20:15.247
2 -	1:03.828	47.103	1:50.931	70.74	1.233	11:22:06.178
3 -	1:05.213	46.832	1:52.045	70.04	2.347	11:23:58.223
4 -	1:04.658	46.722	1:51.380	70.46	1.682	11:25:49.603
5 -	1:04.077	46.170	1:50.247	71.18	0.549	11:27:39.850
6 -	1:04.283	<b>45.527</b>	1:49.810 (3)	71.46	0.112	11:29:29.660
7 -	1:03.873	45.825	<b>1:49.698 (1)</b>	<b>71.54</b>		<b>11:31:19.358</b>
8 -	<b>1:03.787</b>	45.953	1:49.740 (2)	71.51	0.042	11:33:09.098

P14 21 GP Stuart THURTLE		Yamaha TZ250B 3YL - TeamTortoise Racing				
IDEAL LAP TIME : 1:48.775		BEST LAP TIME : 1:48.775		DIFFERENCE : 0.000		
LAP	SECTOR 1	SECTOR 2	LAP TIME	MPH	DIFF	TIME OF DAY
1 -		46.667	1:58.535	66.20	9.760	11:20:13.927
2 -	1:04.459	47.201	1:51.660	70.28	2.885	11:22:05.587
3 -	1:04.567	47.023	1:51.590	70.32	2.815	11:23:57.177
4 -	1:05.421	47.820	1:53.241	69.30	4.466	11:25:50.418
5 -	1:04.875	46.981	1:51.856	70.16	3.081	11:27:42.274
6 -	1:02.983	46.372	1:49.355 (2)	71.76	0.580	11:29:31.629
7 -	1:03.184	46.297	1:49.481 (3)	71.68	0.706	11:31:21.110
8 -	<b>1:02.928</b>	<b>45.847</b>	<b>1:48.775 (1)</b>	<b>72.14</b>		<b>11:33:09.885</b>

P15 162 GPF Darren COOPER		Yamaha TZR250 -				
IDEAL LAP TIME : 1:48.848		BEST LAP TIME : 1:48.933		DIFFERENCE : 0.085		
LAP	SECTOR 1	SECTOR 2	LAP TIME	MPH	DIFF	TIME OF DAY
1 -		46.761	2:00.317	65.22	11.384	11:20:15.709
2 -	1:03.706	47.340	1:51.046	70.67	2.113	11:22:06.755
3 -	1:04.403	46.851	1:51.254	70.54	2.321	11:23:58.009
4 -	1:05.214	47.599	1:52.813	69.56	3.880	11:25:50.822
5 -	<b>1:03.224</b>	46.020	1:49.244 (2)	71.83	0.311	11:27:40.066
6 -	1:03.309	<b>45.624</b>	<b>1:48.933 (1)</b>	<b>72.04</b>		<b>11:29:28.999</b>
7 -	1:04.068	46.182	1:50.250 (3)	71.18	1.317	11:31:19.249
8 -	1:05.033	49.907	1:54.940	68.27	6.007	11:33:14.189

P16 67 GPF Mark BAILEY		Yamaha TZR250 -				
IDEAL LAP TIME : 1:53.852		BEST LAP TIME : 1:54.350		DIFFERENCE : 0.498		
LAP	SECTOR 1	SECTOR 2	LAP TIME	MPH	DIFF	TIME OF DAY
1 -		50.139	2:05.095	62.73	10.745	11:20:20.487
2 -	<b>1:06.488</b>	48.453	1:54.941 (2)	68.27	0.591	11:22:15.428
3 -	1:07.594	48.309	1:55.903	67.71	1.553	11:24:11.331
4 -	1:07.697	47.867	1:55.564	67.91	1.214	11:26:06.895
5 -	1:07.286	47.876	1:55.162 (3)	68.14	0.812	11:28:02.057
6 -	1:06.986	<b>47.364</b>	<b>1:54.350 (1)</b>	<b>68.63</b>		<b>11:29:56.407</b>
7 -	1:07.189	48.125	1:55.314	68.05	0.964	11:31:51.721

P17 174 GP David BOWLER		Yamaha TZ 250 4DP -				
IDEAL LAP TIME : 1:55.404		BEST LAP TIME : 1:55.784		DIFFERENCE : 0.380		
LAP	SECTOR 1	SECTOR 2	LAP TIME	MPH	DIFF	TIME OF DAY
1 -		49.860	2:04.671	62.94	8.887	11:20:20.063
2 -	1:06.582	50.394	1:56.976	67.09	1.192	11:22:17.039
3 -	1:06.793	49.569	1:56.362	67.44	0.578	11:24:13.401
4 -	1:06.701	49.941	1:56.642	67.28	0.858	11:26:10.043
5 -	<b>1:05.910</b>	49.874	<b>1:55.784 (1)</b>	<b>67.78</b>		<b>11:28:05.827</b>
6 -	1:06.815	<b>49.494</b>	1:56.309 (3)	67.47	0.525	11:30:02.136
7 -	1:06.103	49.771	1:55.874 (2)	67.72	0.090	11:31:58.010

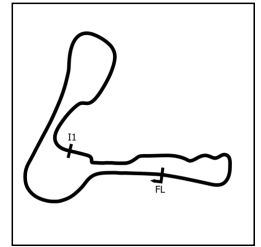
Weather / Track : Cloudy / Dry

Cadwell Park  
Circuit Length = 2.1800 miles  
Start: 11:18 Flag 11:31 End: 11:33

# International Sidecar Revival Meeting 2021

## Blue Haze GP & GPF

### RACE 3 - SECTOR ANALYSIS



SECTOR 1 = FL to I1, SECTOR 2 = I1 to FL, DIFF = Difference To Personal Best Lap, P = Crossed Finish Line in Pit Lane, D = Time Disallowed

<b>P18 30 GPF Neil HEWSON</b>		Suzuki RGV250 - The Sun Inn, Pickering				
IDEAL LAP TIME : 1:53.005		BEST LAP TIME : 1:53.005		DIFFERENCE : 0.000		
LAP	SECTOR 1	SECTOR 2	LAP TIME	MPH	DIFF	TIME OF DAY
1 -		49.733	2:07.823	61.39	14.818	11:20:23.215
2 -	1:09.820	49.347	1:59.167	65.85	6.162	11:22:22.382
3 -	1:08.023	49.259	1:57.282	66.91	4.277	11:24:19.664
4 -	1:07.111	48.612	1:55.723 (3)	67.81	2.718	11:26:15.387
5 -	1:07.564	48.383	1:55.947	67.68	2.942	11:28:11.334
6 -	1:06.106	48.182	1:54.288 (2)	68.66	1.283	11:30:05.622
7 -	<b>1:05.410</b>	<b>47.595</b>	<b>1:53.005 (1)</b>	<b>69.44</b>		<b>11:31:58.627</b>

<b>P19 157 GPF Geoff MOOK</b>		Yamaha TZR 250 -				
IDEAL LAP TIME :		BEST LAP TIME : 1:55.825		DIFFERENCE :		
LAP	SECTOR 1	SECTOR 2	LAP TIME	MPH	DIFF	TIME OF DAY
1 -		<b>45.542</b>	<b>1:55.825 (1)</b>	<b>67.75</b>		<b>11:20:11.217</b>

<b>P20 17 GPF David PATERSON</b>		Aprilia RS250 - The love of a good woman				
IDEAL LAP TIME : 2:16.095		BEST LAP TIME : 2:16.199		DIFFERENCE : 0.104		
LAP	SECTOR 1	SECTOR 2	LAP TIME	MPH	DIFF	TIME OF DAY
1 -		<b>53.913</b>	<b>2:16.199 (1)</b>	<b>57.62</b>		<b>11:20:31.591</b>

# International Sidecar Revival Meeting 2021

## Blue Haze GP & GPF

### RACE 3 - BEST SECTORS

SECTOR 1			SECTOR 2			IDEAL / BEST COMPARISON						
POS	NO	NAME	TIME	NO	NAME	TIME	POS	NO	NAME	IDEAL	BEST	DIFF
									<b>PERFECT LAP</b>	<b>1:40.072</b>		
1	22	BALLERINI	<b>58.163</b>	117	HALL	<b>41.909</b>	1	117	HALL	1:40.158	1:40.212	<b>0.054</b>
2	51	WHOLEY	<b>58.239</b>	51	WHOLEY	<b>41.940</b>	2	51	WHOLEY	1:40.179	1:40.179	<b>0.000</b>
3	117	HALL	<b>58.249</b>	22	BALLERINI	<b>42.467</b>	3	22	BALLERINI	1:40.630	1:40.709	<b>0.079</b>
4	12	MARTIN	<b>1:00.695</b>	41	ABRAHAM	<b>44.044</b>	4	12	MARTIN	1:44.794	1:45.079	<b>0.285</b>
5	41	ABRAHAM	<b>1:00.968</b>	12	MARTIN	<b>44.099</b>	5	41	ABRAHAM	1:45.012	1:45.289	<b>0.277</b>
6	61	WELCH	<b>1:01.824</b>	27	HAYWARD	<b>44.363</b>	6	61	WELCH	1:46.271	1:47.066	<b>0.795</b>
7	29	CRIPPS	<b>1:01.845</b>	61	WELCH	<b>44.447</b>	7	29	CRIPPS	1:46.908	1:47.095	<b>0.187</b>
8	64	ELLIS	<b>1:01.849</b>	14	HALIL	<b>44.994</b>	8	64	ELLIS	1:47.062	1:47.062	<b>0.000</b>
9	14	HALIL	<b>1:02.371</b>	29	CRIPPS	<b>45.063</b>	9	27	HAYWARD	1:47.099	1:47.524	<b>0.425</b>
10	110	HAIGH	<b>1:02.438</b>	110	HAIGH	<b>45.105</b>	10	14	HALIL	1:47.365	1:47.365	<b>0.000</b>
11	27	HAYWARD	<b>1:02.736</b>	64	ELLIS	<b>45.213</b>	11	110	HAIGH	1:47.543	1:47.609	<b>0.066</b>
12	21	THURTL	<b>1:02.928</b>	60	GOUGH	<b>45.527</b>	12	21	THURTL	1:48.775	1:48.775	<b>0.000</b>
13	162	COOPER	<b>1:03.224</b>	157	MOOK	<b>45.542</b>	13	162	COOPER	1:48.848	1:48.933	<b>0.085</b>
14	60	GOUGH	<b>1:03.787</b>	162	COOPER	<b>45.624</b>	14	60	GOUGH	1:49.314	1:49.698	<b>0.384</b>
15	30	HEWSON	<b>1:05.410</b>	21	THURTL	<b>45.847</b>	15	30	HEWSON	1:53.005	1:53.005	<b>0.000</b>
16	174	BOWLER	<b>1:05.910</b>	67	BAILEY	<b>47.364</b>	16	67	BAILEY	1:53.852	1:54.350	<b>0.498</b>
17	67	BAILEY	<b>1:06.488</b>	30	HEWSON	<b>47.595</b>	17	174	BOWLER	1:55.404	1:55.784	<b>0.380</b>
18	17	PATERSON	<b>1:22.182</b>	174	BOWLER	<b>49.494</b>	18	17	PATERSON	2:16.095	2:16.199	<b>0.104</b>
19				17	PATERSON	<b>53.913</b>	19	157	MOOK		1:55.825	
20							20	129	SLEIGH		1:46.048	
21												
22												

Weather / Track : Cloudy / Dry

Results can be found at [www.tsl-timing.com](http://www.tsl-timing.com)

Cadwell Park  
Circuit Length = 2.1800 miles  
Start: 11:18 Flag 11:31 End: 11:33

Printed - 11:33 Sunday, 08 August 2021

# International Sidecar Revival Meeting 2021

## Blue Haze GP & GPF

### RACE 3 - STATISTICS

**Competitors Started** 20  
**Planned Start** 2021-08-08 @ 11:10:00.000  
**Actual Start** 2021-08-08 @ 11:18:15.391  
**Finish Time** 2021-08-08 @ 11:31:49.839  
**Track Length** 2.1800mi.  
**Total Laps** 143  
**Total Distance Covered** 311.7426mi.

#### Session Fastest Lap History

NO	CL	NAME	LAP TIME	TIME OF DAY	LAP	VEHICLE
51	GP	Kevin WHOLEY	1:47.745	11:20:03.163	1	Yamaha TZ 250
117	GP	Stuart HALL	1:40.605	11:21:44.457	2	Yamaha TZ250
117	GP	Stuart HALL	1:40.289	11:23:24.746	3	Yamaha TZ250
51	GP	Kevin WHOLEY	1:40.179	11:28:28.523	6	Yamaha TZ 250

#### Session Leader History

NO	CL	NAME	FROM LAP	LAPS LED	DISTANCE	VEHICLE
51	GP	Kevin WHOLEY	1	1	2.18 miles	Yamaha TZ 250
117	GP	Stuart HALL	2	7	15.26 miles	Yamaha TZ250

#### Flag History

TYPE	TIME OF DAY
GREEN	11:18:15.391
FINISH	11:31:49.839

#### Flag Statistics

TYPE	COUNT	TOTAL LAPS	TOTAL TIME
Green	1	8	15:02.231
Red	0	0	0.000
Safety Car	0	0	0.000
FCY	0	0	0.000

# International Sidecar Revival Meeting 2021

## Blue Haze GP & GPF

### RACE 3 - STATISTICS

**CLASS : GP**

**8 Starters**

#### Fastest Lap History

NO	NAME	LAP TIME	TIME OF DAY	LAP	VEHICLE
51	Kevin WHOLEY	<b>1:47.745</b>	11:20:03.163	1	Yamaha TZ 250
117	Stuart HALL	<b>1:40.605</b>	11:21:44.457	2	Yamaha TZ250
117	Stuart HALL	<b>1:40.289</b>	11:23:24.746	3	Yamaha TZ250
51	Kevin WHOLEY	<b>1:40.179</b>	11:28:28.523	6	Yamaha TZ 250

#### Leader History

NO	NAME	FROM LAP	LAPS LED	DISTANCE	VEHICLE
51	Kevin WHOLEY	1	1	2.18 miles	Yamaha TZ 250
117	Stuart HALL	2	7	15.26 miles	Yamaha TZ250



# International Sidecar Revival Meeting 2021

## Blue Haze GP & GPF

### RACE 3 - STATISTICS

CLASS : GPF

12 Starters

#### Fastest Lap History

NO	NAME	LAP TIME	TIME OF DAY	LAP	VEHICLE
41	David ABRAHAM	<b>1:51.581</b>	11:20:06.987	1	Suzuki RG570
41	David ABRAHAM	<b>1:46.407</b>	11:21:53.395	2	Suzuki RG570
41	David ABRAHAM	<b>1:46.395</b>	11:23:39.790	3	Suzuki RG570
41	David ABRAHAM	<b>1:45.992</b>	11:25:25.784	4	Suzuki RG570
41	David ABRAHAM	<b>1:45.663</b>	11:27:11.447	5	Suzuki RG570
41	David ABRAHAM	<b>1:45.289</b>	11:28:56.733	6	Suzuki RG570

#### Leader History

NO	NAME	FROM LAP	LAPS LED	DISTANCE	VEHICLE
41	David ABRAHAM	1	8	17.44 miles	Suzuki RG570

# International Sidecar Revival Meeting 2021

## Blue Haze GP & GPF

### RACE 12 - GRID (8 Laps)

ROW 8	22	147	John HANNAFORD	23	33	Kieran LEWIS	24	
ROW 7	19	157	Geoff MOOK	20	17	David PATERSON	21	3 Tom BARRETT
ROW 6	16	30	Neil HEWSON	17	67	Mark BAILEY	18	174 David BOWLER
ROW 5	13	21	Stuart THURTLÉ	14	162	Darren COOPER	15	60 Daniel GOUGH
ROW 4	10	14	Denis HALIL	11	27	Richard HAYWARD	12	110 Mark HAIGH
ROW 3	7	64	Phil ELLIS	8	61	Paul WELCH	9	29 Derek CRIPPS
ROW 2	4	12	Adrian MARTIN	5	41	David ABRAHAM	6	129 Colin SLEIGH
ROW 1	1	51	Kevin WHOLEY	2	117	Stuart HALL	3	22 Rik BALLERINI

**Pole**

Cadwell Park

Circuit Length = 2.1800 miles

These results are provisional until the conclusion of any judicial and technical matters.

Clerk Of Course :	Stewards :	Timekeeper : Craig Smith
-------------------	------------	--------------------------

Results can be found at [www.tsl-timing.com](http://www.tsl-timing.com)

Printed - 11:34 Sunday, 08 August 2021



# International Sidecar Revival Meeting 2021

## Blue Haze GP & GPF

### RACE 12 - CLASSIFICATION

POS	NO	CL	PIC NAME	ENTRY	LAPS	TIME	GAP	DIFF	MPH	BEST	ON
1	117	GP	1 Stuart HALL	Yamaha TZ250 -	6	11:09.679			70.31	1:48.805	6
2	22	GP	2 Rik BALLERINI	Yamaha TZ250 - SCLS LTD, GECKO RACING, CAM	6	11:09.842	0.163	0.163	70.29	1:49.139	5
3	51	GP	3 Kevin WHOLEY	Yamaha TZ 250 - Twistgrip Motorcycles	6	11:26.335	16.656	16.493	68.60	1:51.088	4
4	12	GP	4 Adrian MARTIN	Yamaha TZ250 - Strategic business development &s	6	11:29.397	19.718	3.062	68.30	1:51.628	5
5	157	GPF	1 Geoff MOOK	Yamaha TZR 250 -	6	11:35.158	25.479	5.761	67.73	1:53.416	3
6	110	GPF	2 Mark HAIGH	Aprilia RS250 -	6	12:02.297	52.618	27.139	65.19	1:55.993	6
7	3	GP	5 Tom BARRETT	Honda RS250 - The Two Stroke Workshop	6	12:06.195	56.516	3.898	64.84	1:58.057	4
8	30	GPF	3 Neil HEWSON	Suzuki RGV250 - The Sun Inn, Pickering	6	12:24.310	1:14.631	18.115	63.26	2:00.476	4
9	67	GPF	4 Mark BAILEY	Yamaha TZR250 -	6	12:32.324	1:22.645	8.014	62.59	2:02.909	2

#### NOT CLASSIFIED

DNF	14	GPF	Denis HALIL	Yamaha TZR - D & A AUTOS	5	9:41.329	1 Lap	1 Lap	67.50	1:52.388	5
DNF	29	GPF	Derek CRIPPS	Yamaha RD 350 YPVS - Kelly Cripps - Team FBR	5	9:42.399	1 Lap	1.070	67.37	1:53.460	5
DNF	21	GP	Stuart THURTLLE	Yamaha TZ250B 3YL - TeamTortoise Racing	3	6:13.240	3 Laps	2 Laps	63.08	2:00.494	3

#### FASTEST LAP

117	GP	Stuart HALL	Yamaha TZ250 -	6	1:48.805	72.12 mph	116.08 kph
14	GPF	Denis HALIL	Yamaha TZR - D & A AUTOS	5	1:52.388	69.83 mph	112.38 kph

Class GP - 92.5% of Race Speed = 65.03 mph  
 Class GPF - 92.5% of Race Speed = 62.65 mph

Cadwell Park: 2.1800 miles

Race Distance: 6 Laps / 13.08 miles

Start: 16:25 Flag 16:36 End: 16:38

Weather / Track : Cloudy / Wet

These results are provisional until the conclusion of any judicial and technical matters.

Clerk Of Course :	Stewards :	Timekeeper : Craig Smith
-------------------	------------	--------------------------

Results can be found at [www.tsl-timing.com](http://www.tsl-timing.com)

Printed - 16:38 Sunday, 08 August 2021



# International Sidecar Revival Meeting 2021

## Blue Haze GP & GPF

### RACE 12 - LAP CHART

LAP 1 @ 16:27:27.097			LAP 5 @ 16:34:48.138		
NO	BEHIND	LAP TIME	NO	BEHIND	LAP TIME
117		1:59.477	22		1:49.139
22	0.099	1:59.576	117	0.356	1:49.118
12	3.342	2:02.819	51	14.030	1:51.557
51	3.378	2:02.855	12	14.912	1:51.628
14	3.925	2:03.402	157	20.244	1:53.821
29	4.463	2:03.940	14	20.811	1:52.388
157	4.754	2:04.231	29	21.881	1:53.460
110	10.507	2:09.984	110	45.786	1:57.272
21	11.701	2:11.178	3	46.167	1:58.708
3	12.460	2:11.937	30	1:02.315	2:00.951
30	13.672	2:13.149	67	1:08.219	2:04.055
67	14.463	2:13.940			

LAP 2 @ 16:29:18.560			LAP 6 @ 16:36:37.299		
NO	BEHIND	LAP TIME	NO	BEHIND	LAP TIME
22		1:51.364	117		1:48.805
117	0.392	1:51.855	22	0.163	1:49.324
12	7.051	1:55.172	51	16.656	1:51.787
51	8.341	1:56.426	12	19.718	1:53.967
157	8.760	1:55.469	157	25.479	1:54.396
14	8.881	1:56.419	110	52.618	1:55.993
29	9.275	1:56.275	3	56.516	1:59.510
110	20.113	2:01.069	30	1:14.631	2:01.477
3	20.679	1:59.682	67	1:22.645	2:03.587
21	21.806	2:01.568			
67	25.909	2:02.909			
30	28.090	2:05.881			

LAP 3 @ 16:31:09.658		
NO	BEHIND	LAP TIME
22		1:51.098
117	0.159	1:50.865
51	9.865	1:52.622
12	10.007	1:54.054
157	11.078	1:53.416
14	12.723	1:54.940
29	13.080	1:54.903
3	27.882	1:58.301
110	29.272	2:00.257
21	31.202	2:00.494
67	38.311	2:03.500
30	39.368	2:02.376

LAP 4 @ 16:32:58.999		
NO	BEHIND	LAP TIME
22		1:49.341
117	0.377	1:49.559
51	11.612	1:51.088
12	12.423	1:51.757
157	15.562	1:53.825
29	17.560	1:53.821
14	17.562	1:54.180
3	36.598	1:58.057
110	37.653	1:57.722
30	50.503	2:00.476
67	53.303	2:04.333

Weather / Track : Cloudy / Wet

Results can be found at [www.tsl-timing.com](http://www.tsl-timing.com)

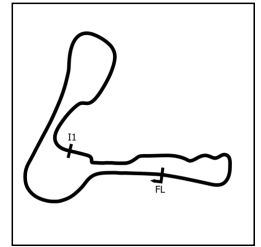
Cadwell Park  
Circuit Length = 2.1800 miles  
Start: 16:25 Flag 16:36 End: 16:38

Printed - 16:38 Sunday, 08 August 2021

# International Sidecar Revival Meeting 2021

## Blue Haze GP & GPF

### RACE 12 - SECTOR ANALYSIS



SECTOR 1 = FL to I1, SECTOR 2 = I1 to FL, DIFF = Difference To Personal Best Lap, P = Crossed Finish Line in Pit Lane, D = Time Disallowed

P1 117 GP <b>Stuart HALL</b>			Yamaha TZ250 -			
IDEAL LAP TIME : 1:48.783		BEST LAP TIME : 1:48.805		DIFFERENCE : 0.022		
LAP	SECTOR 1	SECTOR 2	LAP TIME	MPH	DIFF	TIME OF DAY
1 -		48.735	1:59.477	65.68	10.672	16:27:27.097
2 -	1:04.871	46.984	1:51.855	70.16	3.050	16:29:18.952
3 -	1:04.026	46.839	1:50.865	70.78	2.060	16:31:09.817
4 -	1:03.652	<b>45.907</b>	1:49.559 (3)	71.63	0.754	16:32:59.376
5 -	1:03.138	45.980	1:49.118 (2)	71.92	0.313	16:34:48.494
6 -	<b>1:02.876</b>	45.929	<b>1:48.805 (1)</b>	<b>72.12</b>		<b>16:36:37.299</b>

P2 22 GP <b>Rik BALLERINI</b>			Yamaha TZ250 - SCLS LTD, GECKO RACING, CAMBRIDGE M			
IDEAL LAP TIME : 1:48.747		BEST LAP TIME : 1:49.139		DIFFERENCE : 0.392		
LAP	SECTOR 1	SECTOR 2	LAP TIME	MPH	DIFF	TIME OF DAY
1 -		49.247	1:59.576	65.63	10.437	16:27:27.196
2 -	1:04.183	47.181	1:51.364	70.47	2.225	16:29:18.560
3 -	1:03.822	47.276	1:51.098	70.64	1.959	16:31:09.658
4 -	1:03.387	<b>45.954</b>	1:49.341 (3)	71.77	0.202	16:32:58.999
5 -	<b>1:02.793</b>	46.346	<b>1:49.139 (1)</b>	<b>71.90</b>		<b>16:34:48.138</b>
6 -	1:02.992	46.332	1:49.324 (2)	71.78	0.185	16:36:37.462

P3 51 GP <b>Kevin WHOLEY</b>			Yamaha TZ 250 - Twistgrip Motorcycles			
IDEAL LAP TIME : 1:50.932		BEST LAP TIME : 1:51.088		DIFFERENCE : 0.156		
LAP	SECTOR 1	SECTOR 2	LAP TIME	MPH	DIFF	TIME OF DAY
1 -		50.056	2:02.855	63.88	11.767	16:27:30.475
2 -	1:06.822	49.604	1:56.426	67.40	5.338	16:29:26.901
3 -	1:04.561	48.061	1:52.622	69.68	1.534	16:31:19.523
4 -	<b>1:03.081</b>	48.007	<b>1:51.088 (1)</b>	<b>70.64</b>		<b>16:33:10.611</b>
5 -	1:03.706	<b>47.851</b>	1:51.557 (2)	70.35	0.469	16:35:02.168
6 -	1:03.778	48.009	1:51.787 (3)	70.20	0.699	16:36:53.955

P4 12 GP <b>Adrian MARTIN</b>			Yamaha TZ250 - Strategic business development & support ltd			
IDEAL LAP TIME : 1:51.520		BEST LAP TIME : 1:51.628		DIFFERENCE : 0.108		
LAP	SECTOR 1	SECTOR 2	LAP TIME	MPH	DIFF	TIME OF DAY
1 -		49.593	2:02.819	63.89	11.191	16:27:30.439
2 -	1:06.451	48.721	1:55.172	68.14	3.544	16:29:25.611
3 -	1:06.160	47.894	1:54.054	68.81	2.426	16:31:19.665
4 -	1:04.499	<b>47.258</b>	1:51.757 (2)	70.22	0.129	16:33:11.422
5 -	<b>1:04.262</b>	47.366	<b>1:51.628 (1)</b>	<b>70.30</b>		<b>16:35:03.050</b>
6 -	1:04.378	49.589	1:53.967 (3)	68.86	2.339	16:36:57.017

P5 157 GPF <b>Geoff MOOK</b>			Yamaha TZR 250 -			
IDEAL LAP TIME : 1:53.310		BEST LAP TIME : 1:53.416		DIFFERENCE : 0.106		
LAP	SECTOR 1	SECTOR 2	LAP TIME	MPH	DIFF	TIME OF DAY
1 -		49.857	2:04.231	63.17	10.815	16:27:31.851
2 -	1:06.070	49.399	1:55.469	67.96	2.053	16:29:27.320
3 -	1:05.238	48.178	<b>1:53.416 (1)</b>	<b>69.19</b>		<b>16:31:20.736</b>
4 -	<b>1:05.185</b>	48.640	1:53.825 (3)	68.94	0.409	16:33:14.561
5 -	1:05.696	<b>48.125</b>	1:53.821 (2)	68.95	0.405	16:35:08.382
6 -	1:05.941	48.455	1:54.396	68.60	0.980	16:37:02.778

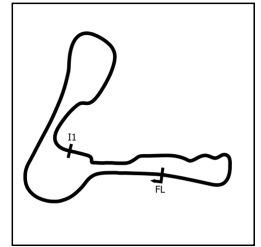
Weather / Track : Cloudy / Wet

Cadwell Park  
Circuit Length = 2.1800 miles  
Start: 16:25 Flag 16:36 End: 16:38

# International Sidecar Revival Meeting 2021

## Blue Haze GP & GPF

### RACE 12 - SECTOR ANALYSIS



SECTOR 1 = FL to I1, SECTOR 2 = I1 to FL, DIFF = Difference To Personal Best Lap, P = Crossed Finish Line in Pit Lane, D = Time Disallowed

P6 110 GPF Mark HAIGH		Aprilia RS250 -				
IDEAL LAP TIME : 1:55.299		BEST LAP TIME : 1:55.993				
		DIFFERENCE : 0.694				
LAP	SECTOR 1	SECTOR 2	LAP TIME	MPH	DIFF	TIME OF DAY
1 -		52.031	2:09.984	60.37	13.991	16:27:37.604
2 -	1:10.375	50.694	2:01.069	64.82	5.076	16:29:38.673
3 -	1:08.865	51.392	2:00.257	65.26	4.264	16:31:38.930
4 -	1:07.923	<b>49.799</b>	1:57.722 (3)	66.66	1.729	16:33:36.652
5 -	1:07.010	50.262	1:57.272 (2)	66.92	1.279	16:35:33.924
6 -	<b>1:05.500</b>	50.493	<b>1:55.993 (1)</b>	<b>67.65</b>		<b>16:37:29.917</b>

P7 3 GP Tom BARRETT		Honda RS250 - The Two Stroke Workshop				
IDEAL LAP TIME : 1:57.996		BEST LAP TIME : 1:58.057				
		DIFFERENCE : 0.061				
LAP	SECTOR 1	SECTOR 2	LAP TIME	MPH	DIFF	TIME OF DAY
1 -		52.060	2:11.937	59.48	13.880	16:27:39.557
2 -	1:09.087	50.595	1:59.682	65.57	1.625	16:29:39.239
3 -	1:07.785	<b>50.516</b>	1:58.301 (2)	66.33	0.244	16:31:37.540
4 -	<b>1:07.480</b>	50.577	<b>1:58.057 (1)</b>	<b>66.47</b>		<b>16:33:35.597</b>
5 -	1:07.774	50.934	1:58.708 (3)	66.11	0.651	16:35:34.305
6 -	1:08.295	51.215	1:59.510	65.66	1.453	16:37:33.815

P8 30 GPF Neil HEWSON		Suzuki RGV250 - The Sun Inn, Pickering				
IDEAL LAP TIME : 2:00.297		BEST LAP TIME : 2:00.476				
		DIFFERENCE : 0.179				
LAP	SECTOR 1	SECTOR 2	LAP TIME	MPH	DIFF	TIME OF DAY
1 -		53.712	2:13.149	58.94	12.673	16:27:40.769
2 -	1:12.508	53.373	2:05.881	62.34	5.405	16:29:46.650
3 -	1:10.834	51.542	2:02.376	64.13	1.900	16:31:49.026
4 -	<b>1:09.598</b>	50.878	<b>2:00.476 (1)</b>	<b>65.14</b>		<b>16:33:49.502</b>
5 -	1:10.252	<b>50.699</b>	2:00.951 (2)	64.88	0.475	16:35:50.453
6 -	1:09.922	51.555	2:01.477 (3)	64.60	1.001	16:37:51.930

P9 67 GPF Mark BAILEY		Yamaha TZR250 -				
IDEAL LAP TIME : 2:02.909		BEST LAP TIME : 2:02.909				
		DIFFERENCE : 0.000				
LAP	SECTOR 1	SECTOR 2	LAP TIME	MPH	DIFF	TIME OF DAY
1 -		53.754	2:13.940	58.59	11.031	16:27:41.560
2 -	<b>1:11.616</b>	<b>51.293</b>	<b>2:02.909 (1)</b>	<b>63.85</b>		<b>16:29:44.469</b>
3 -	1:11.932	51.568	2:03.500 (2)	63.54	0.591	16:31:47.969
4 -	1:12.096	52.237	2:04.333	63.12	1.424	16:33:52.302
5 -	1:11.889	52.166	2:04.055	63.26	1.146	16:35:56.357
6 -	1:11.632	51.955	2:03.587 (3)	63.50	0.678	16:37:59.944

P10 14 GPF Denis HALIL		Yamaha TZR - D & A AUTOS				
IDEAL LAP TIME : 1:52.388		BEST LAP TIME : 1:52.388				
		DIFFERENCE : 0.000				
LAP	SECTOR 1	SECTOR 2	LAP TIME	MPH	DIFF	TIME OF DAY
1 -		49.697	2:03.402	63.59	11.014	16:27:31.022
2 -	1:06.868	49.551	1:56.419	67.41	4.031	16:29:27.441
3 -	1:06.560	48.380	1:54.940 (3)	68.27	2.552	16:31:22.381
4 -	1:06.646	47.534	1:54.180 (2)	68.73	1.792	16:33:16.561
5 -	<b>1:05.262</b>	<b>47.126</b>	<b>1:52.388 (1)</b>	<b>69.83</b>		<b>16:35:08.949</b>

P11 29 GPF Derek CRIPPS		Yamaha RD 350 YPVS - Kelly Cripps - Team FBR				
IDEAL LAP TIME : 1:53.151		BEST LAP TIME : 1:53.460				
		DIFFERENCE : 0.309				
LAP	SECTOR 1	SECTOR 2	LAP TIME	MPH	DIFF	TIME OF DAY
1 -		49.848	2:03.940	63.32	10.480	16:27:31.560
2 -	1:06.867	49.408	1:56.275	67.49	2.815	16:29:27.835
3 -	1:06.521	48.382	1:54.903 (3)	68.30	1.443	16:31:22.738
4 -	1:05.822	47.999	1:53.821 (2)	68.95	0.361	16:33:16.559
5 -	1:05.615	<b>47.845</b>	<b>1:53.460 (1)</b>	<b>69.17</b>		<b>16:35:10.019</b>

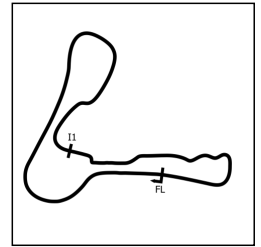
Weather / Track : Cloudy / Wet

Cadwell Park  
Circuit Length = 2.1800 miles  
Start: 16:25 Flag 16:36 End: 16:38

# International Sidecar Revival Meeting 2021

## Blue Haze GP & GPF

### RACE 12 - SECTOR ANALYSIS



SECTOR 1 = FL to I1, SECTOR 2 = I1 to FL, DIFF = Difference To Personal Best Lap, P = Crossed Finish Line in Pit Lane, D = Time Disallowed

P12 21 GP		Stuart THURTLÉ		Yamaha TZ250B 3YL - TeamTortoise Racing			
IDEAL LAP TIME : 1:59.990		BEST LAP TIME : 2:00.494		DIFFERENCE : 0.504			
LAP	SECTOR 1	SECTOR 2	LAP TIME	MPH	DIFF	TIME OF DAY	
1 -		52.760	2:11.178 (3)	59.82	10.684	16:27:38.798	
2 -	1:10.134	<b>51.434</b>	2:01.568 (2)	64.55	1.074	16:29:40.366	
3 -	1:08.707	51.787	<b>2:00.494 (1)</b>	<b>65.13</b>		<b>16:31:40.860</b>	

Weather / Track : Cloudy / Wet

Results can be found at [www.tsl-timing.com](http://www.tsl-timing.com)

Page 3 of 3

Cadwell Park  
Circuit Length = 2.1800 miles  
Start: 16:25 Flag 16:36 End: 16:38

Printed - 16:38 Sunday, 08 August 2021

# International Sidecar Revival Meeting 2021

## Blue Haze GP & GPF

### RACE 12 - BEST SECTORS

SECTOR 1			SECTOR 2			IDEAL / BEST COMPARISON						
POS	NO	NAME	TIME	NO	NAME	TIME	POS	NO	NAME	IDEAL	BEST	DIFF
									<b>PERFECT LAP</b>	<b>1:48.700</b>		
1	22	BALLERINI	1:02.793	117	HALL	45.907	1	22	BALLERINI	1:48.747	1:49.139	0.392
2	117	HALL	1:02.876	22	BALLERINI	45.954	2	117	HALL	1:48.783	1:48.805	0.022
3	51	WHOLEY	1:03.081	14	HALIL	47.126	3	51	WHOLEY	1:50.932	1:51.088	0.156
4	12	MARTIN	1:04.262	12	MARTIN	47.258	4	12	MARTIN	1:51.520	1:51.628	0.108
5	157	MOOK	1:05.185	29	CRIPPS	47.845	5	14	HALIL	1:52.388	1:52.388	0.000
6	14	HALIL	1:05.262	51	WHOLEY	47.851	6	29	CRIPPS	1:53.151	1:53.460	0.309
7	29	CRIPPS	1:05.306	157	MOOK	48.125	7	157	MOOK	1:53.310	1:53.416	0.106
8	110	HAIGH	1:05.500	110	HAIGH	49.799	8	110	HAIGH	1:55.299	1:55.993	0.694
9	3	BARRETT	1:07.480	3	BARRETT	50.516	9	3	BARRETT	1:57.996	1:58.057	0.061
10	21	THURTL	1:08.556	30	HEWSON	50.699	10	21	THURTL	1:59.990	2:00.494	0.504
11	30	HEWSON	1:09.598	67	BAILEY	51.293	11	30	HEWSON	2:00.297	2:00.476	0.179
12	67	BAILEY	1:11.616	21	THURTL	51.434	12	67	BAILEY	2:02.909	2:02.909	0.000

Weather / Track : Cloudy / Wet

Results can be found at [www.tsl-timing.com](http://www.tsl-timing.com)

Cadwell Park  
Circuit Length = 2.1800 miles  
Start: 16:25 Flag 16:36 End: 16:38

Printed - 16:38 Sunday, 08 August 2021



# International Sidecar Revival Meeting 2021

## Blue Haze GP & GPF

### RACE 12 - STATISTICS

**Competitors Started** 12  
**Planned Start** 2021-08-08 @ 15:40:00.000  
**Actual Start** 2021-08-08 @ 16:25:27.619  
**Finish Time** 2021-08-08 @ 16:36:37.298  
**Track Length** 2.1800mi.  
**Total Laps** 67  
**Total Distance Covered** 146.0612mi.

#### Session Fastest Lap History

NO	CL	NAME	LAP TIME	TIME OF DAY	LAP	VEHICLE
117	GP	Stuart HALL	1:59.477	16:27:27.109	1	Yamaha TZ250
22	GP	Rik BALLERINI	1:51.364	16:29:18.573	2	Yamaha TZ250
22	GP	Rik BALLERINI	1:51.098	16:31:09.671	3	Yamaha TZ250
117	GP	Stuart HALL	1:50.865	16:31:09.829	3	Yamaha TZ250
22	GP	Rik BALLERINI	1:49.341	16:32:59.012	4	Yamaha TZ250
22	GP	Rik BALLERINI	1:49.139	16:34:48.151	5	Yamaha TZ250
117	GP	Stuart HALL	1:49.118	16:34:48.506	5	Yamaha TZ250
117	GP	Stuart HALL	1:48.805	16:36:37.310	6	Yamaha TZ250

#### Session Leader History

NO	CL	NAME	FROM LAP	LAPS LED	DISTANCE	VEHICLE
117	GP	Stuart HALL	1	1	2.18 miles	Yamaha TZ250
22	GP	Rik BALLERINI	2	4	8.72 miles	Yamaha TZ250
117	GP	Stuart HALL	6	1	2.18 miles	Yamaha TZ250

#### Flag History

TYPE	TIME OF DAY
GREEN	16:25:27.619
FINISH	16:36:37.298

#### Flag Statistics

TYPE	COUNT	TOTAL LAPS	TOTAL TIME
Green	1	6	12:39.458
Red	0	0	0.000
Safety Car	0	0	0.000
FCY	0	0	0.000

# International Sidecar Revival Meeting 2021

## Blue Haze GP & GPF

### RACE 12 - STATISTICS

CLASS : GP

6 Starters

#### Fastest Lap History

NO	NAME	LAP TIME	TIME OF DAY	LAP	VEHICLE
117	Stuart HALL	1:59.477	16:27:27.109	1	Yamaha TZ250
22	Rik BALLERINI	1:51.364	16:29:18.573	2	Yamaha TZ250
22	Rik BALLERINI	1:51.098	16:31:09.671	3	Yamaha TZ250
117	Stuart HALL	1:50.865	16:31:09.829	3	Yamaha TZ250
22	Rik BALLERINI	1:49.341	16:32:59.012	4	Yamaha TZ250
22	Rik BALLERINI	1:49.139	16:34:48.151	5	Yamaha TZ250
117	Stuart HALL	1:49.118	16:34:48.506	5	Yamaha TZ250
117	Stuart HALL	1:48.805	16:36:37.310	6	Yamaha TZ250

#### Leader History

NO	NAME	FROM LAP	LAPS LED	DISTANCE	VEHICLE
117	Stuart HALL	1	1	2.18 miles	Yamaha TZ250
22	Rik BALLERINI	2	4	8.72 miles	Yamaha TZ250
117	Stuart HALL	6	1	2.18 miles	Yamaha TZ250

# International Sidecar Revival Meeting 2021

## Blue Haze GP & GPF

### RACE 12 - STATISTICS

**CLASS : GPF**

**6 Starters**

#### Fastest Lap History

NO	NAME	LAP TIME	TIME OF DAY	LAP	VEHICLE
14	Denis HALIL	<b>2:03.402</b>	16:27:31.032	1	Yamaha TZR
157	Geoff MOOK	<b>1:55.469</b>	16:29:27.335	2	Yamaha TZR 250
157	Geoff MOOK	<b>1:53.416</b>	16:31:20.750	3	Yamaha TZR 250
14	Denis HALIL	<b>1:52.388</b>	16:35:08.959	5	Yamaha TZR

#### Leader History

NO	NAME	FROM LAP	LAPS LED	DISTANCE	VEHICLE
14	Denis HALIL	1	1	2.18 miles	Yamaha TZR
157	Geoff MOOK	2	5	10.90 miles	Yamaha TZR 250



# BRITISH HISTORIC BEARS SIDECARS

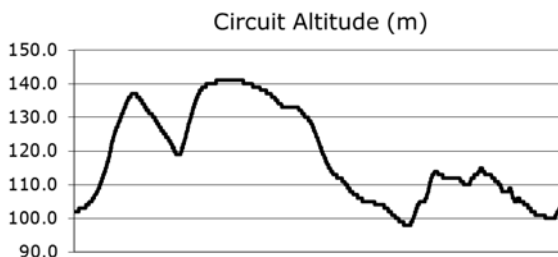
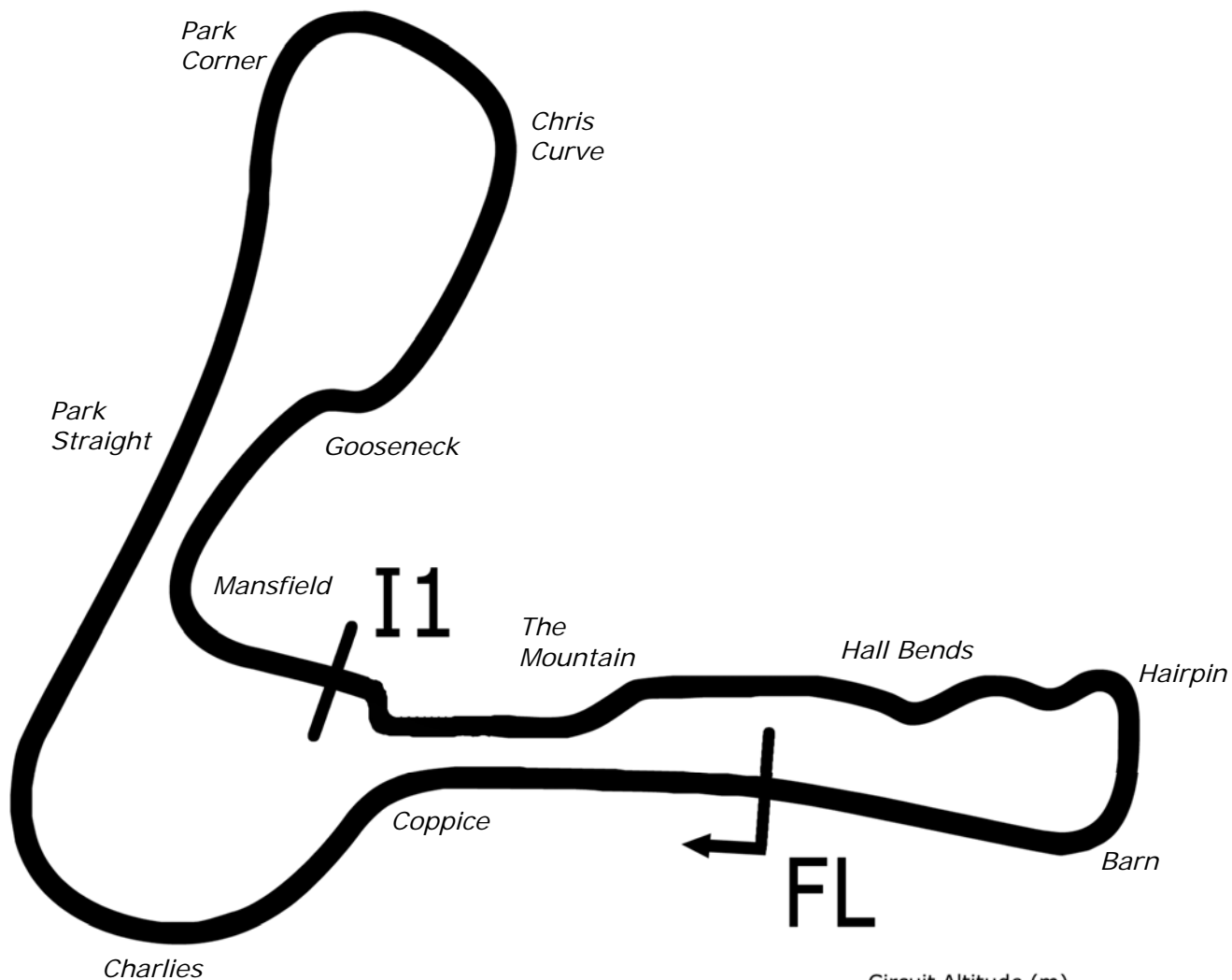
Cadwell Park

7<sup>th</sup> / 8<sup>th</sup> August 2021



Results Provided by Timing Solutions Ltd  
[www.tsl-timing.com](http://www.tsl-timing.com)

# Cadwell Park



Length	2.1800 miles	3508.4 m	
FL		53.31024 N	0.05940 W
I1	2330m	53.30708 N	0.06270 W
Pit Entry	3472m	53.31103 N	0.05889 W
Pit Exit	0m after FL	53.31030 N	0.05940 W
Pit Entry-Pit Exit 92m, 6.6s @50kph, 5.5s @60kph			

All results available at [www.tsl-timing.com](http://www.tsl-timing.com)

# International Sidecar Revival Meeting 2021

## British Historic BEARS Sidecars

### QUALIFYING - CLASSIFICATION

POS	NO	CL	PIC NAME	ENTRY	TIME	ON	LAPS	GAP	DIFF	MPH
1	147	1	LISSAMAN / LEETON	JPR BMW -	1:59.231	3	4			65.82
2	98	2	GAGG / HASE	BMW K100 -	2:04.829	4	6	5.598	5.598	62.87
3	25	3	WHITAKER / PAWSEY	BMW K1100 -	2:06.700	2	3	7.469	1.871	61.94
4	33	4	HEGARTY / TRITTON	BMW K100 -	2:07.929	4	6	8.698	1.229	61.34
5	75	5	EDMONDSON / PRENTICE	BMW K100 - In memory of Patrick Turner	2:08.920	3	3	9.689	0.991	60.87
6	82	6	HIGGINSON / MOFFAT	BMW K100 -	2:09.797	1	3	10.566	0.877	60.46
7	2	7	KEMP / AUSTIN	Moto Guzzi LE MANS -	2:10.135	2	5	10.904	0.338	60.30
8	28	R 1	HOLDEN / SALSBURY	BMW K100 - Bahder Engineering	2:13.164	2	4	13.933	3.029	58.93
9	96	8	WILKINS / CASTLE	BMW K100 -	2:14.745	2	5	15.514	1.581	58.24
10	66*	9	BIRKETT / BIRKETT	BMW K100 -	2:15.187	5	5	15.956	0.442	58.05
11	49	10	JONES / DUPLOCK	BMW K75 - Sidecar Radio	2:16.691	5	5	17.460	1.504	57.41
12	24	11	WHITE / PORTER	BMW K100 -	2:21.668	1	5	22.437	4.977	55.39
13	112	12	JOHNSON / LOWTHER	BMW K100 -	2:32.319	2	2	33.088	10.651	51.52

\* No. 66 - Please fit a working transponder

\* No. 96 - Fastest lap removed - exceeding track limits

Weather / Track : Cloudy / Dry

These results are provisional until the conclusion of any judicial and technical matters.

Cadwell Park

Circuit Length = 2.1800 miles

Start: 09:20 Flag 09:32 End: 09:34

Clerk Of Course :	Stewards :	Timekeeper : Craig Smith
-------------------	------------	--------------------------

Results can be found at [www.tsl-timing.com](http://www.tsl-timing.com)

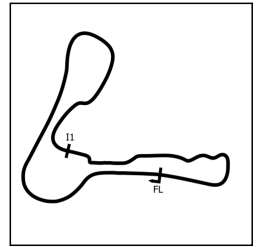
Printed - 09:36 Saturday, 07 August 2021



# International Sidecar Revival Meeting 2021

## British Historic BEARS Sidecars

### QUALIFYING - SECTOR ANALYSIS



SECTOR 1 = FL to I1, SECTOR 2 = I1 to FL, DIFF = Difference To Personal Best Lap, P = Crossed Finish Line in Pit Lane, D = Time Disallowed

P1 147		LISSAMAN / LEETON		JPR BMW -		
IDEAL LAP TIME : 1:58.871		BEST LAP TIME : 1:59.231		DIFFERENCE : 0.360		
LAP	SECTOR 1	SECTOR 2	LAP TIME	MPH	DIFF	TIME OF DAY
1 -	1:14.286	54.921	2:09.207	60.74	9.976	09:23:14.075
2 -	<b>1:08.804</b>	53.815	2:02.619 (3)	64.00	3.388	09:25:16.694
3 -	1:09.074	50.157	<b>1:59.231 (1)</b>	<b>65.82</b>		<b>09:27:15.925</b>
4 -	1:09.382	<b>50.067</b>	1:59.449 (2)	65.70	0.218	09:29:15.374

P2 98		GAGG / HASE		BMW K100 -		
IDEAL LAP TIME : 2:04.665		BEST LAP TIME : 2:04.829		DIFFERENCE : 0.164		
LAP	SECTOR 1	SECTOR 2	LAP TIME	MPH	DIFF	TIME OF DAY
1 -	1:15.661	53.437	2:09.098	60.79	4.269	09:23:14.644
2 -	1:14.015	53.241	2:07.256	61.67	2.427	09:25:21.900
3 -	<b>1:11.679</b>	54.268	2:05.947	62.31	1.118	09:27:27.847
4 -	1:11.794	53.035	<b>2:04.829 (1)</b>	<b>62.87</b>		<b>09:29:32.676</b>
5 -	1:11.842	53.167	2:05.009 (2)	62.78	0.180	09:31:37.685
6 -	1:12.059	<b>52.986</b>	2:05.045 (3)	62.76	0.216	09:33:42.730

P3 25		WHITAKER / PAWSEY		BMW K1100 -		
IDEAL LAP TIME : 2:05.650		BEST LAP TIME : 2:06.700		DIFFERENCE : 1.050		
LAP	SECTOR 1	SECTOR 2	LAP TIME	MPH	DIFF	TIME OF DAY
1 -	1:15.804	<b>53.391</b>	2:09.195 (2)	60.74	2.495	09:23:09.866
2 -	<b>1:12.259</b>	54.441	<b>2:06.700 (1)</b>	<b>61.94</b>		<b>09:25:16.566</b>
3 -	1:12.855	58.904	2:11.759 (3)	59.56	5.059	09:27:28.325

P4 33		HEGARTY / TRITTON		BMW K100 -		
IDEAL LAP TIME : 2:07.397		BEST LAP TIME : 2:07.929		DIFFERENCE : 0.532		
LAP	SECTOR 1	SECTOR 2	LAP TIME	MPH	DIFF	TIME OF DAY
1 -	1:16.032	54.280	2:10.312	60.22	2.383	09:23:11.185
2 -	<b>1:14.254</b>	53.925	2:08.179 (2)	61.22	0.250	09:25:19.364
3 -	1:14.324	55.318	2:09.642	60.53	1.713	09:27:29.006
4 -	1:14.786	<b>53.143</b>	<b>2:07.929 (1)</b>	<b>61.34</b>		<b>09:29:36.935</b>
5 -	1:14.585	55.036	2:09.621	60.54	1.692	09:31:46.556
6 -	1:15.173	54.324	2:09.497 (3)	60.60	1.568	09:33:56.053

P5 75		EDMONDSON / PRENTICE		BMW K100 - In memory of Patrick Turner		
IDEAL LAP TIME : 2:08.602		BEST LAP TIME : 2:08.920		DIFFERENCE : 0.318		
LAP	SECTOR 1	SECTOR 2	LAP TIME	MPH	DIFF	TIME OF DAY
1 -	1:13.969	<b>55.160</b>	2:09.129 (2)	60.77	0.209	09:23:08.620
2 -	1:13.651	56.182	2:09.833 (3)	60.44	0.913	09:25:18.453
3 -	<b>1:13.442</b>	55.478	<b>2:08.920 (1)</b>	<b>60.87</b>		<b>09:27:27.373</b>

P6 82		HIGGINSON / MOFFAT		BMW K100 -		
IDEAL LAP TIME : 2:09.797		BEST LAP TIME : 2:09.797		DIFFERENCE : 0.000		
LAP	SECTOR 1	SECTOR 2	LAP TIME	MPH	DIFF	TIME OF DAY
1 -	<b>1:15.104</b>	<b>54.693</b>	<b>2:09.797 (1)</b>	<b>60.46</b>		<b>09:23:16.868</b>
2 -	1:15.962	55.145	2:11.107 (2)	59.86	1.310	09:25:27.975
3 -	1:16.426	58.502	2:14.928 (3)	58.16	5.131	09:27:42.903

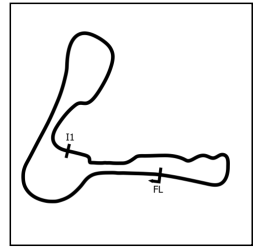
Weather / Track : Cloudy / Dry

Cadwell Park  
Circuit Length = 2.1800 miles  
Start: 09:20 Flag 09:32 End: 09:34

# International Sidecar Revival Meeting 2021

## British Historic BEARS Sidecars

### QUALIFYING - SECTOR ANALYSIS



SECTOR 1 = FL to I1, SECTOR 2 = I1 to FL, DIFF = Difference To Personal Best Lap, P = Crossed Finish Line in Pit Lane, D = Time Disallowed

P7		2		KEMP / AUSTIN		Moto Guzzi LE MANS -	
IDEAL LAP TIME : 2:10.135		BEST LAP TIME : 2:10.135		DIFFERENCE : 0.000			
LAP	SECTOR 1	SECTOR 2	LAP TIME	MPH	DIFF	TIME OF DAY	
1 -	1:18.494	56.652	2:15.146	58.07	5.011	09:23:24.145	
2 -	<b>1:14.960</b>	<b>55.175</b>	<b>2:10.135 (1)</b>	<b>60.30</b>		<b>09:25:34.280</b>	
3 -	1:15.422	57.259	2:12.681 (3)	59.14	2.546	09:27:46.961	
4 -	1:16.752	55.994	2:12.746	59.12	2.611	09:29:59.707	
5 -	1:15.458	55.299	2:10.757 (2)	60.02	0.622	09:32:10.464	

P8		28 R		HOLDEN / SALSBURY		BMW K100 - Bahder Engineering	
IDEAL LAP TIME : 2:13.164		BEST LAP TIME : 2:13.164		DIFFERENCE : 0.000			
LAP	SECTOR 1	SECTOR 2	LAP TIME	MPH	DIFF	TIME OF DAY	
1 -	1:17.173	56.717	2:13.890 (2)	58.61	0.726	09:23:14.463	
2 -	<b>1:17.020</b>	<b>56.144</b>	<b>2:13.164 (1)</b>	<b>58.93</b>		<b>09:25:27.627</b>	
3 -	1:18.912	1:01.011	2:19.923	56.08	6.759	09:27:47.550	
4 -	1:19.283	59.576	2:18.859 (3)	56.51	5.695	09:30:06.409	

P9		96		WILKINS / CASTLE		BMW K100 -	
IDEAL LAP TIME : 2:12.640		BEST LAP TIME : 2:14.745		DIFFERENCE : 2.105			
LAP	SECTOR 1	SECTOR 2	LAP TIME	MPH	DIFF	TIME OF DAY	
1 -	1:26.125	1:01.882	2:28.007	53.02	13.262	09:23:50.663	
2 -	1:18.257	56.488	<b>2:14.745 (1)</b>	<b>58.24</b>		<b>09:26:05.408</b>	
3 -	1:19.755	1:00.534	2:20.289 (2)	55.94	5.544	09:28:25.697	
4 -	1:23.599	57.331	2:20.930 (3)	55.68	6.185	09:30:46.627	
5 -	<b>1:16.165</b>	<b>56.475</b>	<del>2:12.640</del> D	59.16		09:32:59.267	

P10		66		BIRKETT / BIRKETT		BMW K100 -	
IDEAL LAP TIME :		BEST LAP TIME : 2:15.187		DIFFERENCE :			
LAP	SECTOR 1	SECTOR 2	LAP TIME	MPH	DIFF	TIME OF DAY	
1 -			2:15.541 (2)	57.90	0.354	09:23:26.011	
2 -			2:17.245 (3)	57.18	2.058	09:25:43.256	
3 -			2:20.646	55.80	5.459	09:28:03.902	
4 -			2:30.524	52.13	15.337	09:30:34.426	
5 -			<b>2:15.187 (1)</b>	<b>58.05</b>		<b>09:32:49.613</b>	

P11		49		JONES / DUPLOCK		BMW K75 - Sidecar Radio	
IDEAL LAP TIME : 2:16.413		BEST LAP TIME : 2:16.691		DIFFERENCE : 0.278			
LAP	SECTOR 1	SECTOR 2	LAP TIME	MPH	DIFF	TIME OF DAY	
1 -	1:25.658	1:01.807	2:27.465	53.21	10.774	09:23:45.156	
2 -	1:20.934	58.114	2:19.048 (2)	56.44	2.357	09:26:04.204	
3 -	1:21.287	1:01.394	2:22.681	55.00	5.990	09:28:26.885	
4 -	1:21.892	<b>57.946</b>	2:19.838 (3)	56.12	3.147	09:30:46.723	
5 -	<b>1:18.467</b>	58.224	<b>2:16.691 (1)</b>	<b>57.41</b>		<b>09:33:03.414</b>	

P12		24		WHITE / PORTER		BMW K100 -	
IDEAL LAP TIME : 2:21.299		BEST LAP TIME : 2:21.668		DIFFERENCE : 0.369			
LAP	SECTOR 1	SECTOR 2	LAP TIME	MPH	DIFF	TIME OF DAY	
1 -	1:23.325	<b>58.343</b>	<b>2:21.668 (1)</b>	<b>55.39</b>		<b>09:23:38.024</b>	
2 -	<b>1:22.956</b>	59.499	2:22.455 (2)	55.09	0.787	09:26:00.479	
3 -	1:23.796	1:00.915	2:24.711	54.23	3.043	09:28:25.190	
4 -	1:24.822	1:00.776	2:25.598	53.90	3.930	09:30:50.788	
5 -	1:23.415	1:01.095	2:24.510 (3)	54.30	2.842	09:33:15.298	

Weather / Track : Cloudy / Dry

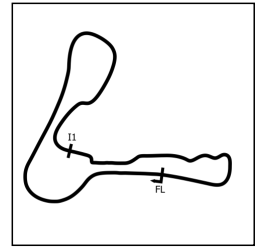
Cadwell Park  
Circuit Length = 2.1800 miles  
Start: 09:20 Flag 09:32 End: 09:34



# International Sidecar Revival Meeting 2021

## British Historic BEARS Sidecars

### QUALIFYING - SECTOR ANALYSIS



SECTOR 1 = FL to I1, SECTOR 2 = I1 to FL, DIFF = Difference To Personal Best Lap, P = Crossed Finish Line in Pit Lane, D = Time Disallowed

<b>P13 112</b>		<b>JOHNSON / LOWTHER</b>		BMW K100 -		
IDEAL LAP TIME : 2:32.319		BEST LAP TIME : 2:32.319		DIFFERENCE : 0.000		
LAP	SECTOR 1	SECTOR 2	LAP TIME	MPH	DIFF	TIME OF DAY
1 -	1:31.571	1:03.095	2:34.666 (2)	50.74	2.347	09:23:51.306
2 -	<b>1:29.454</b>	<b>1:02.865</b>	<b>2:32.319 (1)</b>	<b>51.52</b>		<b>09:26:23.625</b>

# International Sidecar Revival Meeting 2021

## British Historic BEARS Sidecars

### QUALIFYING - BEST SECTORS

SECTOR 1				SECTOR 2				IDEAL / BEST COMPARISON				
POS	NO	NAME	TIME	NO	NAME	TIME	POS	NO	NAME	IDEAL	BEST	DIFF
									<b>PERFECT LAP</b>	<b>1:58.871</b>		
1	147	LISSAMAN / LEETON	1:08.804	147	LISSAMAN / LEETON	50.067	1	147	LISSAMAN / LEETON	1:58.871	1:59.231	0.360
2	98	GAGG / HASE	1:11.679	98	GAGG / HASE	52.986	2	98	GAGG / HASE	2:04.665	2:04.829	0.164
3	25	WHITAKER / PAWSEY	1:12.259	33	HEGARTY / TRITTON	53.143	3	25	WHITAKER / PAWSEY	2:05.650	2:06.700	1.050
4	75	EDMONDSON / PRENTICE	1:13.442	25	WHITAKER / PAWSEY	53.391	4	33	HEGARTY / TRITTON	2:07.397	2:07.929	0.532
5	33	HEGARTY / TRITTON	1:14.254	82	HIGGINSON / MOFFAT	54.693	5	75	EDMONDSON / PREN	2:08.602	2:08.920	0.318
6	2	KEMP / AUSTIN	1:14.960	75	EDMONDSON / PRENTICE	55.160	6	82	HIGGINSON / MOFFA	2:09.797	2:09.797	0.000
7	82	HIGGINSON / MOFFAT	1:15.104	2	KEMP / AUSTIN	55.175	7	2	KEMP / AUSTIN	2:10.135	2:10.135	0.000
8	96	WILKINS / CASTLE	1:16.165	28	HOLDEN / SALSBURY	56.144	8	96	WILKINS / CASTLE	2:12.640	2:14.745	2.105
9	28	HOLDEN / SALSBURY	1:17.020	96	WILKINS / CASTLE	56.475	9	28	HOLDEN / SALSBUR	2:13.164	2:13.164	0.000
10	49	JONES / DUPLOCK	1:18.467	49	JONES / DUPLOCK	57.946	10	49	JONES / DUPLOCK	2:16.413	2:16.691	0.278
11	24	WHITE / PORTER	1:22.956	24	WHITE / PORTER	58.343	11	24	WHITE / PORTER	2:21.299	2:21.668	0.369
12	112	JOHNSON / LOWTHER	1:29.454	112	JOHNSON / LOWTHER	1:02.865	12	112	JOHNSON / LOWTHE	2:32.319	2:32.319	0.000
13							13	66	BIRKETT / BIRKETT		2:15.187	

Weather / Track : Cloudy / Dry

Results can be found at [www.tsl-timing.com](http://www.tsl-timing.com)

Cadwell Park  
Circuit Length = 2.1800 miles  
Start: 09:20 Flag 09:32 End: 09:34

Printed - 09:36 Saturday, 07 August 2021

# International Sidecar Revival Meeting 2021

## British Historic BEARS Sidecars

### QUALIFYING - STATISTICS

**Competitors Started** 13  
**Planned Start** 2021-08-07 @ 09:17:00.000  
**Actual Start** 2021-08-07 @ 09:20:25.746  
**Finish Time** 2021-08-07 @ 09:32:29.235  
**Track Length** 2.1800mi.  
**Total Laps** 56  
**Total Distance Covered** 122.0810mi.

### Session Fastest Lap History

NO	CL	NAME	LAP TIME	TIME OF DAY	LAP	VEHICLE
75		EDMONDSON / PRENTICE	<b>2:09.129</b>	09:23:08.633	1	BMW K100
98		GAGG / HASE	<b>2:09.098</b>	09:23:14.654	1	BMW K100
25		WHITAKER / PAWSEY	<b>2:06.700</b>	09:25:16.581	2	BMW K1100
147		LISSAMAN / LEETON	<b>2:02.619</b>	09:25:16.667	2	JPR BMW
147		LISSAMAN / LEETON	<b>1:59.231</b>	09:27:15.951	3	JPR BMW

### Flag History

TYPE	TIME OF DAY
GREEN	09:20:25.746
FINISH	09:32:29.235

### Flag Statistics

TYPE	COUNT	TOTAL LAPS	TOTAL TIME
Green	1	6	14:32.857
Red	0	0	0.000
Safety Car	0	0	0.000
FCY	0	0	0.000

# International Sidecar Revival Meeting 2021

## British Historic BEARS Sidecars

### QUALIFYING - STATISTICS

CLASS :

12 Starters

#### Fastest Lap History

NO	NAME	LAP TIME	TIME OF DAY	LAP	VEHICLE
75	EDMONDSON / PRENTICE	2:09.129	09:23:08.633	1	BMW K100
98	GAGG / HASE	2:09.098	09:23:14.654	1	BMW K100
25	WHITAKER / PAWSEY	2:06.700	09:25:16.581	2	BMW K1100
147	LISSAMAN / LEETON	2:02.619	09:25:16.667	2	JPR BMW
147	LISSAMAN / LEETON	1:59.231	09:27:15.951	3	JPR BMW

Weather / Track : Cloudy / Dry

Results can be found at [www.tsl-timing.com](http://www.tsl-timing.com)

Page 2 of 3

Cadwell Park  
Circuit Length = 2.1800 miles  
Start: 09:20 Flag 09:32 End: 09:34

Printed - 09:36 Saturday, 07 August 2021

# International Sidecar Revival Meeting 2021

## British Historic BEARS Sidecars

### QUALIFYING - STATISTICS

**CLASS : R**

1 Starters


#### Fastest Lap History

NO	NAME	LAP TIME	TIME OF DAY	LAP	VEHICLE
28	HOLDEN / SALSBURY	<b>2:13.890</b>	09:23:14.478	1	BMW K100
28	HOLDEN / SALSBURY	<b>2:13.164</b>	09:25:27.642	2	BMW K100

# International Sidecar Revival Meeting 2021

## British Historic BEARS Sidecars

### RACE 2 - GRID (6 Laps)

ROW 7	13	2:32.319 <b>112</b> JOHNSON / LOWTHER	14	<b>17</b> DODD / DODD	
ROW 6		11	2:16.691 <b>49</b> JONES / DUPLOCK	12	2:21.668 <b>24</b> WHITE / PORTER
ROW 5	9	2:14.745 <b>96</b> WILKINS / CASTLE	10	2:15.187 <b>66</b> BIRKETT / BIRKETT	
ROW 4		7	2:10.135 <b>2</b> KEMP / AUSTIN	8	2:13.164 <b>28</b> HOLDEN / SALSBURY
ROW 3	5	2:08.920 <b>75</b> EDMONDSON / PRENTICE	6	2:09.797 <b>82</b> HIGGINSON / MOFFAT	
ROW 2		3	2:06.700 <b>25</b> WHITAKER / PAWSEY	4	2:07.929 <b>33</b> HEGARTY / TRITTON
ROW 1	1	1:59.231 <b>147</b> LISSAMAN / LEETON	2	2:04.829 <b>98</b> GAGG / HASE	
<b>Pole</b>					
					

These results are provisional until the conclusion of any judicial and technical matters.

Cadwell Park  
Circuit Length = 2.1800 miles

Clerk Of Course :	Stewards :	Timekeeper : Craig Smith
-------------------	------------	--------------------------

Results can be found at [www.tsl-timing.com](http://www.tsl-timing.com)

Printed - 09:37 Saturday, 07 August 2021



# International Sidecar Revival Meeting 2021

## British Historic BEARS Sidecars

### RACE 2 - CLASSIFICATION

POS	NO	CL	PIC NAME	ENTRY	LAPS	TIME	GAP	DIFF	MPH	BEST	ON
1	98		1 GAGG / HASE	BMW K100 -	6	12:26.094			63.11	2:02.118	5
2	25		2 WHITAKER / PAWSEY	BMW K1100 -	6	12:26.657	0.563	0.563	63.06	2:02.891	4
3	33*		3 HEGARTY / TRITTON	BMW K100 -	6	12:47.957	21.863	21.300	61.31	2:05.466	4
4	2		4 KEMP / AUSTIN	Moto Guzzi LE MANS -	6	12:54.747	28.653	6.790	60.77	2:07.661	2
5	82		5 HIGGINSON / MOFFAT	BMW K100 -	6	12:59.754	33.660	5.007	60.38	2:07.846	2
6	28	R	1 HOLDEN / SALSBURY	BMW K100 - Bahder Engineering	6	13:30.240	1:04.146	30.486	58.11	2:12.080	6
7	49		6 JONES / DUPLOCK	BMW K75 - Sidecar Radio	6	13:45.038	1:18.944	14.798	57.07	2:15.452	6
8	66		7 BIRKETT / BIRKETT	BMW K100 -	6	13:50.220	1:24.126	5.182	56.71	2:12.310	3
9	24		8 WHITE / PORTER	BMW K100 -	6	14:02.070	1:35.976	11.850	55.91	2:18.099	4
10	96*		9 WILKINS / CASTLE	BMW K100 -	6	14:30.450	2:04.356	28.380	54.09	2:12.997	4
11	112		10 JOHNSON / LOWTHER	BMW K100 -	5	12:43.430	1 Lap	1 Lap	51.39	2:29.751	4
NOT CLASSIFIED											
DNF	147		LISSAMAN / LEETON	JPR BMW -	5	10:10.121	1 Lap		64.31	1:59.159	2
DNF	75		EDMONDSON / PRENTICE	BMW K100 - In memory of Patrick Turner	4	8:37.482	2 Laps	1 Lap	60.66	2:06.472	2
FASTEST LAP											
	147		LISSAMAN / LEETON	JPR BMW -	2	1:59.159		65.86 mph		105.99 kph	
	28	R	HOLDEN / SALSBURY	BMW K100 - Bahder Engineering	6	2:12.080		59.41 mph		95.62 kph	

\* No. 33 - Please fit a working transponder  
\* No. 96 - 1 minute penalty - exceeding track limits  
92.5% of Race Speed = 58.37 mph

Weather / Track : Cloudy / Dry

These results are provisional until the conclusion of any judicial and technical matters.

Cadwell Park: 2.1800 miles  
Race Distance: 6 Laps / 13.08 miles  
Start: 11:31 Flag 11:44 End: 11:45

Clerk Of Course :	Stewards :	Timekeeper : Craig Smith
-------------------	------------	--------------------------

Results can be found at [www.tsl-timing.com](http://www.tsl-timing.com)

Printed - 11:47 Saturday, 07 August 2021



# International Sidecar Revival Meeting 2021

## British Historic BEARS Sidecars

### RACE 2 - LAP CHART

#### LAP 1 @ 11:33:54.521

NO	BEHIND	LAP TIME
147		2:03.176
98	5.777	2:08.953
25	5.871	2:09.047
33	8.931	2:12.107
2	10.442	2:13.618
82	12.187	2:15.363
75	12.581	2:15.757
28	14.564	2:17.740
96	18.361	2:21.537
49	21.504	2:24.680
24	22.932	2:26.108
66	23.044	2:26.220
112	28.665	2:31.841

#### LAP 5 @ 11:42:01.466

NO	BEHIND	LAP TIME
147		2:04.458
112	1 Lap	2:29.751
98	12.146	2:02.118
25	13.238	2:03.723
33	31.686	2:06.518
2	36.250	2:08.289
82	39.070	2:09.785
96	1:06.729	2:14.951
28	1:08.039	2:16.790
49	1:19.465	2:15.920
66	1:23.659	2:25.575
24	1:32.568	2:18.851

#### LAP 2 @ 11:35:53.680

NO	BEHIND	LAP TIME
147		1:59.159
98	10.691	2:04.073
25	11.057	2:04.345
33	18.309	2:08.537
2	18.944	2:07.661
75	19.894	2:06.472
82	20.874	2:07.846
28	30.375	2:14.970
96	33.292	2:14.090
49	39.457	2:17.112
66	39.654	2:15.769
24	43.795	2:20.022
112	1:01.789	2:32.283

#### LAP 6 @ 11:44:17.439

NO	BEHIND	LAP TIME
98		2:03.827
25	0.563	2:03.298
112	1 Lap	2:31.784
33	21.863	2:06.150
2	28.653	2:08.376
82	33.660	2:10.563
28	1:04.146	2:12.080
96	1:04.356	2:13.600
49	1:18.944	2:15.452
66	1:24.126	2:16.440
24	1:35.976	2:19.381

#### LAP 3 @ 11:37:54.050

NO	BEHIND	LAP TIME
147		2:00.370
98	13.621	2:03.300
25	14.040	2:03.353
75	26.172	2:06.648
33	27.118	2:09.179
2	27.421	2:08.847
82	28.629	2:08.125
28	44.825	2:14.820
96	46.197	2:13.275
66	51.594	2:12.310
49	55.461	2:16.374
24	1:03.034	2:19.609
112	1:39.190	2:37.771

#### LAP 4 @ 11:39:57.008

NO	BEHIND	LAP TIME
147		2:02.958
25	13.973	2:02.891
98	14.486	2:03.823
33	29.626	2:05.466
75	31.819	2:08.605
2	32.419	2:07.956
82	33.743	2:08.072
28	55.707	2:13.840
96	56.236	2:12.997
66	1:02.542	2:13.906
49	1:08.003	2:15.500
24	1:18.175	2:18.099

Weather / Track : Cloudy / Dry

Results can be found at [www.tsl-timing.com](http://www.tsl-timing.com)

Cadwell Park

Circuit Length = 2.1800 miles

Start: 11:31 Flag 11:44 End: 11:45

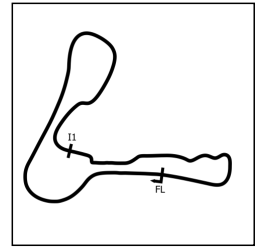
Printed - 11:46 Saturday, 07 August 2021



# International Sidecar Revival Meeting 2021

## British Historic BEARS Sidecars

### RACE 2 - SECTOR ANALYSIS



SECTOR 1 = FL to I1, SECTOR 2 = I1 to FL, DIFF = Difference To Personal Best Lap, P = Crossed Finish Line in Pit Lane, D = Time Disallowed

P1 98		GAGG / HASE		BMW K100 -		
IDEAL LAP TIME : 2:02.084		BEST LAP TIME : 2:02.118		DIFFERENCE : 0.034		
LAP	SECTOR 1	SECTOR 2	LAP TIME	MPH	DIFF	TIME OF DAY
1 -		53.127	2:08.953	60.85	6.835	11:34:00.298
2 -	1:10.932	53.141	2:04.073	63.25	1.955	11:36:04.371
3 -	1:10.801	52.499	2:03.300 (2)	63.65	1.182	11:38:07.671
4 -	1:11.183	52.640	2:03.823 (3)	63.38	1.705	11:40:11.494
5 -	<b>1:09.650</b>	52.468	<b>2:02.118 (1)</b>	<b>64.26</b>		<b>11:42:13.612</b>
6 -	1:11.393	<b>52.434</b>	2:03.827	63.37	1.709	11:44:17.439

P2 25		WHITAKER / PAWSEY		BMW K1100 -		
IDEAL LAP TIME : 2:02.708		BEST LAP TIME : 2:02.891		DIFFERENCE : 0.183		
LAP	SECTOR 1	SECTOR 2	LAP TIME	MPH	DIFF	TIME OF DAY
1 -		52.685	2:09.047	60.81	6.156	11:34:00.392
2 -	1:11.601	52.744	2:04.345	63.11	1.454	11:36:04.737
3 -	1:10.843	52.510	2:03.353 (3)	63.62	0.462	11:38:08.090
4 -	<b>1:10.225</b>	52.666	<b>2:02.891 (1)</b>	<b>63.86</b>		<b>11:40:10.981</b>
5 -	1:11.170	52.553	2:03.723	63.43	0.832	11:42:14.704
6 -	1:10.815	<b>52.483</b>	2:03.298 (2)	63.65	0.407	11:44:18.002

P3 33		HEGARTY / TRITTON		BMW K100 -		
IDEAL LAP TIME :		BEST LAP TIME : 2:05.466		DIFFERENCE :		
LAP	SECTOR 1	SECTOR 2	LAP TIME	MPH	DIFF	TIME OF DAY
1 -			2:12.107	59.40	6.641	11:34:03.452
2 -			2:08.537	61.05	3.071	11:36:11.989
3 -			2:09.179	60.75	3.713	11:38:21.168
4 -			<b>2:05.466 (1)</b>	<b>62.55</b>		<b>11:40:26.634</b>
5 -			2:06.518 (3)	62.03	1.052	11:42:33.152
6 -			2:06.150 (2)	62.21	0.684	11:44:39.302

P4 2		KEMP / AUSTIN		Moto Guzzi LE MANS -		
IDEAL LAP TIME : 2:06.236		BEST LAP TIME : 2:07.661		DIFFERENCE : 1.425		
LAP	SECTOR 1	SECTOR 2	LAP TIME	MPH	DIFF	TIME OF DAY
1 -		<b>53.277</b>	2:13.618	58.73	5.957	11:34:04.963
2 -	1:13.494	54.167	<b>2:07.661 (1)</b>	<b>61.47</b>		<b>11:36:12.624</b>
3 -	<b>1:12.959</b>	55.888	2:08.847	60.90	1.186	11:38:21.471
4 -	1:13.556	54.400	2:07.956 (2)	61.33	0.295	11:40:29.427
5 -	1:14.010	54.279	2:08.289 (3)	61.17	0.628	11:42:37.716
6 -	1:14.369	54.007	2:08.376	61.13	0.715	11:44:46.092

P5 82		HIGGINSON / MOFFAT		BMW K100 -		
IDEAL LAP TIME : 2:07.172		BEST LAP TIME : 2:07.846		DIFFERENCE : 0.674		
LAP	SECTOR 1	SECTOR 2	LAP TIME	MPH	DIFF	TIME OF DAY
1 -		54.543	2:15.363	57.97	7.517	11:34:06.708
2 -	1:14.305	<b>53.541</b>	<b>2:07.846 (1)</b>	<b>61.38</b>		<b>11:36:14.554</b>
3 -	<b>1:13.631</b>	54.494	2:08.125 (3)	61.25	0.279	11:38:22.679
4 -	1:13.992	54.080	2:08.072 (2)	61.27	0.226	11:40:30.751
5 -	1:15.497	54.288	2:09.785	60.46	1.939	11:42:40.536
6 -	1:15.613	54.950	2:10.563	60.10	2.717	11:44:51.099

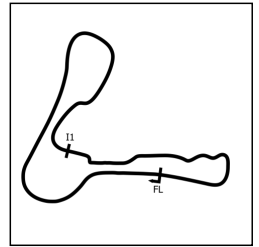
Weather / Track : Cloudy / Dry

Cadwell Park  
Circuit Length = 2.1800 miles  
Start: 11:31 Flag 11:44 End: 11:45

# International Sidecar Revival Meeting 2021

## British Historic BEARS Sidecars

### RACE 2 - SECTOR ANALYSIS



SECTOR 1 = FL to I1, SECTOR 2 = I1 to FL, DIFF = Difference To Personal Best Lap, P = Crossed Finish Line in Pit Lane, D = Time Disallowed

P6 28 R		HOLDEN / SALSBUURY		BMW K100 - Bahder Engineering		
IDEAL LAP TIME : 2:11.944		BEST LAP TIME : 2:12.080		DIFFERENCE : 0.136		
LAP	SECTOR 1	SECTOR 2	LAP TIME	MPH	DIFF	TIME OF DAY
1 -		<b>55.540</b>	2:17.740	56.97	5.660	11:34:09.085
2 -	1:17.490	57.480	2:14.970	58.14	2.890	11:36:24.055
3 -	1:17.997	56.823	2:14.820 (3)	58.21	2.740	11:38:38.875
4 -	1:17.654	56.186	2:13.840 (2)	58.63	1.760	11:40:52.715
5 -	1:17.658	59.132	2:16.790	57.37	4.710	11:43:09.505
6 -	<b>1:16.404</b>	55.676	<b>2:12.080 (1)</b>	<b>59.41</b>		<b>11:45:21.585</b>

P7 96		WILKINS / CASTLE		BMW K100 -		
IDEAL LAP TIME : 2:12.029		BEST LAP TIME : 2:12.997		DIFFERENCE : 0.968		
LAP	SECTOR 1	SECTOR 2	LAP TIME	MPH	DIFF	TIME OF DAY
1 -		57.743	2:21.537	55.44	8.540	11:34:12.882
2 -	1:18.145	55.945	2:14.090	58.52	1.093	11:36:26.972
3 -	1:18.186	<b>55.089</b>	2:13.275 (2)	58.88	0.278	11:38:40.247
4 -	1:17.282	55.715	<b>2:12.997 (1)</b>	<b>59.00</b>		<b>11:40:53.244</b>
5 -	1:18.514	56.437	2:14.951	58.15	1.954	11:43:08.195
6 -	<b>1:16.940</b>	56.660	2:13.600 (3)	58.74	0.603	11:45:21.795

P8 49		JONES / DUPLOCK		BMW K75 - Sidecar Radio		
IDEAL LAP TIME : 2:14.585		BEST LAP TIME : 2:15.452		DIFFERENCE : 0.867		
LAP	SECTOR 1	SECTOR 2	LAP TIME	MPH	DIFF	TIME OF DAY
1 -		57.463	2:24.680	54.24	9.228	11:34:16.025
2 -	1:19.498	57.614	2:17.112	57.23	1.660	11:36:33.137
3 -	1:19.905	56.469	2:16.374	57.54	0.922	11:38:49.511
4 -	<b>1:18.553</b>	56.947	2:15.500 (2)	57.91	0.048	11:41:05.011
5 -	1:19.888	<b>56.032</b>	2:15.920 (3)	57.74	0.468	11:43:20.931
6 -	1:18.771	56.681	<b>2:15.452 (1)</b>	<b>57.93</b>		<b>11:45:36.383</b>

P9 66		BIRKETT / BIRKETT		BMW K100 -		
IDEAL LAP TIME : 2:12.310		BEST LAP TIME : 2:12.310		DIFFERENCE : 0.000		
LAP	SECTOR 1	SECTOR 2	LAP TIME	MPH	DIFF	TIME OF DAY
1 -		58.083	2:26.220	53.67	13.910	11:34:17.565
2 -	1:18.868	56.901	2:15.769 (3)	57.80	3.459	11:36:33.334
3 -	<b>1:17.528</b>	<b>54.782</b>	<b>2:12.310 (1)</b>	<b>59.31</b>		<b>11:38:45.644</b>
4 -	1:17.663	56.243	2:13.906 (2)	58.60	1.596	11:40:59.550
5 -	1:29.164	56.411	2:25.575	53.91	13.265	11:43:25.125
6 -	1:17.675	58.765	2:16.440	57.52	4.130	11:45:41.565

P10 24		WHITE / PORTER		BMW K100 -		
IDEAL LAP TIME : 2:17.385		BEST LAP TIME : 2:18.099		DIFFERENCE : 0.714		
LAP	SECTOR 1	SECTOR 2	LAP TIME	MPH	DIFF	TIME OF DAY
1 -		58.317	2:26.108	53.71	8.009	11:34:17.453
2 -	1:21.551	58.471	2:20.022	56.04	1.923	11:36:37.475
3 -	1:21.508	58.101	2:19.609	56.21	1.510	11:38:57.084
4 -	1:20.340	<b>57.759</b>	<b>2:18.099 (1)</b>	<b>56.82</b>		<b>11:41:15.183</b>
5 -	<b>1:19.626</b>	59.225	2:18.851 (2)	56.52	0.752	11:43:34.034
6 -	1:20.985	58.396	2:19.381 (3)	56.30	1.282	11:45:53.415

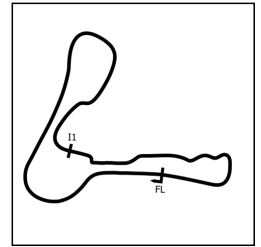
Weather / Track : Cloudy / Dry

Cadwell Park  
Circuit Length = 2.1800 miles  
Start: 11:31 Flag 11:44 End: 11:45

# International Sidecar Revival Meeting 2021

## British Historic BEARS Sidecars

### RACE 2 - SECTOR ANALYSIS



SECTOR 1 = FL to I1, SECTOR 2 = I1 to FL, DIFF = Difference To Personal Best Lap, P = Crossed Finish Line in Pit Lane, D = Time Disallowed

P11 112		JOHNSON / LOWTHER		BMW K100 -		
IDEAL LAP TIME : 2:27.221		BEST LAP TIME : 2:29.751		DIFFERENCE : 2.530		
LAP	SECTOR 1	SECTOR 2	LAP TIME	MPH	DIFF	TIME OF DAY
1 -		<b>59.031</b>	2:31.841 (3)	51.68	2.090	11:34:23.186
2 -	1:29.500	1:02.783	2:32.283	51.53	2.532	11:36:55.469
3 -	1:35.016	1:02.755	2:37.771	49.74	8.020	11:39:33.240
4 -	1:29.394	1:00.357	<b>2:29.751 (1)</b>	<b>52.40</b>		<b>11:42:02.991</b>
5 -	<b>1:28.190</b>	1:03.594	2:31.784 (2)	51.70	2.033	11:44:34.775

P12 147		LISSAMAN / LEETON		JPR BMW -		
IDEAL LAP TIME : 1:58.186		BEST LAP TIME : 1:59.159		DIFFERENCE : 0.973		
LAP	SECTOR 1	SECTOR 2	LAP TIME	MPH	DIFF	TIME OF DAY
1 -		<b>49.349</b>	2:03.176	63.71	4.017	11:33:54.521
2 -	<b>1:08.837</b>	50.322	<b>1:59.159 (1)</b>	<b>65.86</b>		<b>11:35:53.680</b>
3 -	1:09.354	51.016	2:00.370 (2)	65.19	1.211	11:37:54.050
4 -	1:11.354	51.604	2:02.958 (3)	63.82	3.799	11:39:57.008
5 -	1:11.499	52.959	2:04.458	63.05	5.299	11:42:01.466

P13 75		EDMONDSON / PRENTICE		BMW K100 - In memory of Patrick Turner		
IDEAL LAP TIME : 2:06.472		BEST LAP TIME : 2:06.472		DIFFERENCE : 0.000		
LAP	SECTOR 1	SECTOR 2	LAP TIME	MPH	DIFF	TIME OF DAY
1 -		54.659	2:15.757	57.80	9.285	11:34:07.102
2 -	<b>1:12.909</b>	<b>53.563</b>	<b>2:06.472 (1)</b>	<b>62.05</b>		<b>11:36:13.574</b>
3 -	1:12.934	53.714	2:06.648 (2)	61.96	0.176	11:38:20.222
4 -	1:14.092	54.513	2:08.605 (3)	61.02	2.133	11:40:28.827

# International Sidecar Revival Meeting 2021

## British Historic BEARS Sidecars

### RACE 2 - BEST SECTORS

SECTOR 1			SECTOR 2			IDEAL / BEST COMPARISON						
POS	NO	NAME	TIME	NO	NAME	TIME	POS	NO	NAME	IDEAL	BEST	DIFF
									<b>PERFECT LAP</b>	<b>1:58.186</b>		
1	147	LISSAMAN / LEETON	1:08.837	147	LISSAMAN / LEETON	49.349	1	147	LISSAMAN / LEETON	1:58.186	1:59.159	0.973
2	98	GAGG / HASE	1:09.650	98	GAGG / HASE	52.434	2	98	GAGG / HASE	2:02.084	2:02.118	0.034
3	25	WHITAKER / PAWSEY	1:10.225	25	WHITAKER / PAWSEY	52.483	3	25	WHITAKER / PAWSEY	2:02.708	2:02.891	0.183
4	75	EDMONDSON / PRENTICE	1:12.909	2	KEMP / AUSTIN	53.277	4	2	KEMP / AUSTIN	2:06.236	2:07.661	1.425
5	2	KEMP / AUSTIN	1:12.959	82	HIGGINSON / MOFFAT	53.541	5	75	EDMONDSON / PREN	2:06.472	2:06.472	0.000
6	82	HIGGINSON / MOFFAT	1:13.631	75	EDMONDSON / PRENTICE	53.563	6	82	HIGGINSON / MOFFA	2:07.172	2:07.846	0.674
7	28	HOLDEN / SALSBURY	1:16.404	66	BIRKETT / BIRKETT	54.782	7	28	HOLDEN / SALSBUR	2:11.944	2:12.080	0.136
8	96	WILKINS / CASTLE	1:16.940	96	WILKINS / CASTLE	55.089	8	96	WILKINS / CASTLE	2:12.029	2:12.997	0.968
9	66	BIRKETT / BIRKETT	1:17.528	28	HOLDEN / SALSBURY	55.540	9	66	BIRKETT / BIRKETT	2:12.310	2:12.310	0.000
10	49	JONES / DUPLOCK	1:18.553	49	JONES / DUPLOCK	56.032	10	49	JONES / DUPLOCK	2:14.585	2:15.452	0.867
11	24	WHITE / PORTER	1:19.626	24	WHITE / PORTER	57.759	11	24	WHITE / PORTER	2:17.385	2:18.099	0.714
12	112	JOHNSON / LOWTHER	1:28.190	112	JOHNSON / LOWTHER	59.031	12	112	JOHNSON / LOWTHE	2:27.221	2:29.751	2.530
13							13	33	HEGARTY / TRITTON		2:05.466	

Weather / Track : Cloudy / Dry

Results can be found at [www.tsl-timing.com](http://www.tsl-timing.com)

Cadwell Park  
Circuit Length = 2.1800 miles  
Start: 11:31 Flag 11:44 End: 11:45

Printed - 11:46 Saturday, 07 August 2021

# International Sidecar Revival Meeting 2021

## British Historic BEARS Sidecars

### RACE 2 - STATISTICS

**Competitors Started** 13  
**Planned Start** 2021-08-07 @ 11:30:00.000  
**Actual Start** 2021-08-07 @ 11:31:51.344  
**Finish Time** 2021-08-07 @ 11:44:17.438  
**Track Length** 2.1800mi.  
**Total Laps** 74  
**Total Distance Covered** 161.3213mi.

#### Session Fastest Lap History

NO	CL	NAME	LAP TIME	TIME OF DAY	LAP	VEHICLE
147		LISSAMAN / LEETON	<b>2:03.176</b>	11:33:54.547	1	JPR BMW
147		LISSAMAN / LEETON	<b>1:59.159</b>	11:35:53.706	2	JPR BMW

#### Session Leader History

NO	CL	NAME	FROM LAP	LAPS LED	DISTANCE	VEHICLE
147		LISSAMAN / LEETON	1	5	10.90 miles	JPR BMW
98		GAGG / HASE	6	1	2.18 miles	BMW K100

#### Flag History

TYPE	TIME OF DAY
GREEN	11:31:51.344
FINISH	11:44:17.438

#### Flag Statistics

TYPE	COUNT	TOTAL LAPS	TOTAL TIME
Green	1	6	14:05.879
Red	0	0	0.000
Safety Car	0	0	0.000
FCY	0	0	0.000

# International Sidecar Revival Meeting 2021

## British Historic BEARS Sidecars

### RACE 2 - STATISTICS

**CLASS :**

12 Starters

#### Fastest Lap History

NO	NAME	LAP TIME	TIME OF DAY	LAP	VEHICLE
147	LISSAMAN / LEETON	<b>2:03.176</b>	11:33:54.547	1	JPR BMW
147	LISSAMAN / LEETON	<b>1:59.159</b>	11:35:53.706	2	JPR BMW

#### Leader History

NO	NAME	FROM LAP	LAPS LED	DISTANCE	VEHICLE
147	LISSAMAN / LEETON	1	5	10.90 miles	JPR BMW
98	GAGG / HASE	6	1	2.18 miles	BMW K100

# International Sidecar Revival Meeting 2021

## British Historic BEARS Sidecars

### RACE 2 - STATISTICS

CLASS : R

1 Starters

#### Fastest Lap History

NO	NAME	LAP TIME	TIME OF DAY	LAP	VEHICLE
28	HOLDEN / SALSBU <b>R</b>	<b>2:17.740</b>	11:34:09.100	1	BMW K100
28	HOLDEN / SALSBU <b>R</b>	<b>2:14.970</b>	11:36:24.070	2	BMW K100
28	HOLDEN / SALSBU <b>R</b>	<b>2:14.820</b>	11:38:38.891	3	BMW K100
28	HOLDEN / SALSBU <b>R</b>	<b>2:13.840</b>	11:40:52.730	4	BMW K100
28	HOLDEN / SALSBU <b>R</b>	<b>2:12.080</b>	11:45:21.600	6	BMW K100


#### Leader History

NO	NAME	FROM LAP	LAPS LED	DISTANCE	VEHICLE
28	HOLDEN / SALSBU <b>R</b>	1	6	13.08 miles	BMW K100

# International Sidecar Revival Meeting 2021

## British Historic BEARS Sidecars

### RACE 9 - GRID (6 Laps)

ROW 7	13	2:29.751 <b>112</b> JOHNSON / LOWTHER	14	<b>17</b> DODD / DODD	
ROW 6		11	2:15.452 <b>49</b> JONES / DUPLOCK	12	2:18.099 <b>24</b> WHITE / PORTER
ROW 5	9	2:12.310 <b>66</b> BIRKETT / BIRKETT	10	2:12.997 <b>96</b> WILKINS / CASTLE	
ROW 4		7	2:07.846 <b>82</b> HIGGINSON / MOFFAT	8	2:12.080 <b>28</b> HOLDEN / SALSBURY
ROW 3	5	2:06.472 <b>75</b> EDMONDSON / PRENTICE	6	2:07.661 <b>2</b> KEMP / AUSTIN	
ROW 2		3	2:02.891 <b>25</b> WHITAKER / PAWSEY	4	2:05.466 <b>33</b> HEGARTY / TRITTON
ROW 1	1	1:59.159 <b>147</b> LISSAMAN / LEETON	2	2:02.118 <b>98</b> GAGG / HASE	
<b>Pole</b>					
					

These results are provisional until the conclusion of any judicial and technical matters.

Cadwell Park  
Circuit Length = 2.1800 miles

Clerk Of Course :	Stewards :	Timekeeper : Craig Smith
-------------------	------------	--------------------------

Results can be found at [www.tsl-timing.com](http://www.tsl-timing.com)

Printed - 11:48 Saturday, 07 August 2021





# International Sidecar Revival Meeting 2021

## British Historic BEARS Sidecars

### RACE 9 - CLASSIFICATION

POS	NO	CL	PIC NAME	ENTRY	LAPS	TIME	GAP	DIFF	MPH	BEST	ON
1	25	1	WHITAKER / PAWSEY	BMW K1100 -	6	12:22.606			63.40	2:02.073	6
2	98	2	GAGG / HASE	BMW K100 -	6	12:23.116	0.510	0.510	63.36	2:02.301	3
3	33	3	HEGARTY / TRITTON	BMW K100 -	6	12:56.414	33.808	33.298	60.64	2:06.632	6
4	75	4	EDMONDSON / PRENTICE	BMW K100 - In memory of Patrick Turner	6	12:58.661	36.055	2.247	60.47	2:07.065	6
5	2	5	KEMP / AUSTIN	Moto Guzzi LE MANS -	6	13:00.251	37.645	1.590	60.35	2:07.944	6
6	66	6	BIRKETT / BIRKETT	BMW K100 -	6	13:34.933	1:12.327	34.682	57.78	2:13.715	6
7	96	7	WILKINS / CASTLE	BMW K100 -	6	13:37.161	1:14.555	2.228	57.62	2:12.772	2
8	49	8	JONES / DUPLOCK	BMW K75 - Sidecar Radio	6	13:51.820	1:29.214	14.659	56.60	2:14.745	3
9	28	R	HOLDEN / SALSBURY	BMW K100 - Bahder Engineering	6	13:58.449	1:35.843	6.629	56.16	2:11.556	4
10	24	9	WHITE / PORTER	BMW K100 -	6	14:01.797	1:39.191	3.348	55.93	2:18.335	6

#### NOT CLASSIFIED

DNF	147		LISSAMAN / LEETON	JPR BMW -	2	3:57.977	4 Laps	4 Laps	65.95	1:56.554	2
DNF	82		HIGGINSON / MOFFAT	BMW K100 -	2	4:30.052	4 Laps	32.075	58.12	2:13.627	2
DNF	112		JOHNSON / LOWTHER	BMW K100 -	0						

#### FASTEST LAP

	147		LISSAMAN / LEETON	JPR BMW -	2	1:56.554		67.33 mph		108.36 kph	
	28	R	HOLDEN / SALSBURY	BMW K100 - Bahder Engineering	4	2:11.556		59.65 mph		96.00 kph	

92.5% of Race Speed = 58.64 mph

Weather / Track : Cloudy / Dry

These results are provisional until the conclusion of any judicial and technical matters.

Cadwell Park: 2.1800 miles  
Race Distance: 6 Laps / 13.08 miles  
Start: 15:55 Flag 16:07 End: 16:09

Clerk Of Course :	Stewards :	Timekeeper : Craig Smith
-------------------	------------	--------------------------

Results can be found at [www.tsl-timing.com](http://www.tsl-timing.com)

Printed - 16:10 Saturday, 07 August 2021



# International Sidecar Revival Meeting 2021

## British Historic BEARS Sidecars

### RACE 9 - LAP CHART

#### LAP 1 @ 15:57:24.910

NO	BEHIND	LAP TIME
147		2:01.423
98	6.720	2:08.143
25	7.501	2:08.924
33	13.222	2:14.645
2	13.840	2:15.263
75	14.230	2:15.653
82	15.002	2:16.425
28	16.814	2:18.237
66	17.210	2:18.633
96	18.887	2:20.310
24	25.459	2:26.882
49	27.219	2:28.642

#### LAP 2 @ 15:59:21.464

NO	BEHIND	LAP TIME
147		1:56.554
25	13.623	2:02.676
98	13.931	2:03.765
33	25.501	2:08.833
75	26.840	2:09.164
2	27.353	2:10.067
82	32.075	2:13.627
96	35.105	2:12.772
66	35.810	2:15.154
28	42.912	2:22.652
24	47.772	2:18.867
49	48.102	2:17.437

#### LAP 3 @ 16:01:37.696

NO	BEHIND	LAP TIME
98		2:02.301
25	0.273	2:02.882
33	17.819	2:08.550
75	18.425	2:07.817
2	19.933	2:08.812
96	35.781	2:16.908
66	36.298	2:16.720
28	41.544	2:14.864
49	46.615	2:14.745
24	52.016	2:20.476

#### LAP 4 @ 16:03:40.495

NO	BEHIND	LAP TIME
98		2:02.799
25	0.599	2:03.125
33	24.656	2:09.636
75	25.035	2:09.409
2	26.528	2:09.394
66	49.562	2:16.063
28	50.301	2:11.556
96	50.815	2:17.833
49	1:02.636	2:18.820
24	1:07.735	2:18.518

#### LAP 5 @ 16:05:43.848

NO	BEHIND	LAP TIME
98		2:03.353
25	0.172	2:02.926
33	29.421	2:08.118

75	31.235	2:09.553
2	31.946	2:08.771
66	1:00.857	2:14.648
28	1:01.000	2:14.052
96	1:02.023	2:14.561
49	1:15.342	2:16.059
24	1:23.101	2:18.719

#### LAP 6 @ 16:07:46.093

NO	BEHIND	LAP TIME
25		2:02.073
98	0.510	2:02.755
33	33.808	2:06.632
75	36.055	2:07.065
2	37.645	2:07.944
66	1:12.327	2:13.715
96	1:14.555	2:14.777
49	1:29.214	2:16.117
28	1:35.843	2:37.088
24	1:39.191	2:18.335

Weather / Track : Cloudy / Dry

Results can be found at [www.tsl-timing.com](http://www.tsl-timing.com)

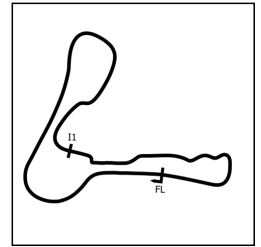
Cadwell Park  
Circuit Length = 2.1800 miles  
Start: 15:55 Flag 16:07 End: 16:09

Printed - 16:10 Saturday, 07 August 2021

# International Sidecar Revival Meeting 2021

## British Historic BEARS Sidecars

### RACE 9 - SECTOR ANALYSIS



SECTOR 1 = FL to I1, SECTOR 2 = I1 to FL, DIFF = Difference To Personal Best Lap, P = Crossed Finish Line in Pit Lane, D = Time Disallowed

P1 25		WHITAKER / PAWSEY		BMW K1100 -		
IDEAL LAP TIME : 2:01.942		BEST LAP TIME : 2:02.073		DIFFERENCE : 0.131		
LAP	SECTOR 1	SECTOR 2	LAP TIME	MPH	DIFF	TIME OF DAY
1 -		52.326	2:08.924	60.87	6.851	15:57:32.411
2 -	<b>1:10.071</b>	52.605	2:02.676 (2)	63.97	0.603	15:59:35.087
3 -	1:10.596	52.286	2:02.882 (3)	63.86	0.809	16:01:37.969
4 -	1:10.602	52.523	2:03.125	63.74	1.052	16:03:41.094
5 -	1:10.145	52.781	2:02.926	63.84	0.853	16:05:44.020
6 -	1:10.202	<b>51.871</b>	<b>2:02.073 (1)</b>	<b>64.28</b>		<b>16:07:46.093</b>

P2 98		GAGG / HASE		BMW K100 -		
IDEAL LAP TIME : 2:02.267		BEST LAP TIME : 2:02.301		DIFFERENCE : 0.034		
LAP	SECTOR 1	SECTOR 2	LAP TIME	MPH	DIFF	TIME OF DAY
1 -		52.667	2:08.143	61.24	5.842	15:57:31.630
2 -	1:11.300	<b>52.465</b>	2:03.765	63.41	1.464	15:59:35.395
3 -	<b>1:09.802</b>	52.499	<b>2:02.301 (1)</b>	<b>64.17</b>		<b>16:01:37.696</b>
4 -	1:10.015	52.784	2:02.799 (3)	63.90	0.498	16:03:40.495
5 -	1:10.357	52.996	2:03.353	63.62	1.052	16:05:43.848
6 -	1:10.137	52.618	2:02.755 (2)	63.93	0.454	16:07:46.603

P3 33		HEGARTY / TRITTON		BMW K100 -		
IDEAL LAP TIME : 2:06.632		BEST LAP TIME : 2:06.632		DIFFERENCE : 0.000		
LAP	SECTOR 1	SECTOR 2	LAP TIME	MPH	DIFF	TIME OF DAY
1 -		54.709	2:14.645	58.28	8.013	15:57:38.132
2 -	1:14.716	54.117	2:08.833	60.91	2.201	15:59:46.965
3 -	1:14.465	54.085	2:08.550 (3)	61.05	1.918	16:01:55.515
4 -	1:14.511	55.125	2:09.636	60.53	3.004	16:04:05.151
5 -	1:14.414	53.704	2:08.118 (2)	61.25	1.486	16:06:13.269
6 -	<b>1:13.458</b>	<b>53.174</b>	<b>2:06.632 (1)</b>	<b>61.97</b>		<b>16:08:19.901</b>

P4 75		EDMONDSON / PRENTICE		BMW K100 - In memory of Patrick Turner		
IDEAL LAP TIME : 2:06.604		BEST LAP TIME : 2:07.065		DIFFERENCE : 0.461		
LAP	SECTOR 1	SECTOR 2	LAP TIME	MPH	DIFF	TIME OF DAY
1 -		56.661	2:15.653	57.85	8.588	15:57:39.140
2 -	1:14.369	54.795	2:09.164 (3)	60.76	2.099	15:59:48.304
3 -	1:13.467	<b>54.350</b>	2:07.817 (2)	61.40	0.752	16:01:56.121
4 -	1:14.060	55.349	2:09.409	60.64	2.344	16:04:05.530
5 -	1:13.053	56.500	2:09.553	60.57	2.488	16:06:15.083
6 -	<b>1:12.254</b>	54.811	<b>2:07.065 (1)</b>	<b>61.76</b>		<b>16:08:22.148</b>

P5 2		KEMP / AUSTIN		Moto Guzzi LE MANS -		
IDEAL LAP TIME : 2:07.829		BEST LAP TIME : 2:07.944		DIFFERENCE : 0.115		
LAP	SECTOR 1	SECTOR 2	LAP TIME	MPH	DIFF	TIME OF DAY
1 -		56.359	2:15.263	58.02	7.319	15:57:38.750
2 -	1:14.671	55.396	2:10.067	60.33	2.123	15:59:48.817
3 -	1:14.563	54.249	2:08.812 (3)	60.92	0.868	16:01:57.629
4 -	<b>1:13.847</b>	55.547	2:09.394	60.65	1.450	16:04:07.023
5 -	1:14.127	54.644	2:08.771 (2)	60.94	0.827	16:06:15.794
6 -	1:13.962	<b>53.982</b>	<b>2:07.944 (1)</b>	<b>61.33</b>		<b>16:08:23.738</b>

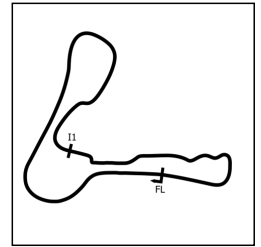
Weather / Track : Cloudy / Dry

Cadwell Park  
Circuit Length = 2.1800 miles  
Start: 15:55 Flag 16:07 End: 16:09

# International Sidecar Revival Meeting 2021

## British Historic BEARS Sidecars

### RACE 9 - SECTOR ANALYSIS



SECTOR 1 = FL to I1, SECTOR 2 = I1 to FL, DIFF = Difference To Personal Best Lap, P = Crossed Finish Line in Pit Lane, D = Time Disallowed

P6 66		BIRKETT / BIRKETT		BMW K100 -		
IDEAL LAP TIME : 2:13.281		BEST LAP TIME : 2:13.715		DIFFERENCE : 0.434		
LAP	SECTOR 1	SECTOR 2	LAP TIME	MPH	DIFF	TIME OF DAY
1 -		<b>55.257</b>	2:18.633	56.61	4.918	15:57:42.120
2 -	1:19.307	55.847	2:15.154 (3)	58.06	1.439	15:59:57.274
3 -	1:20.097	56.623	2:16.720	57.40	3.005	16:02:13.994
4 -	1:19.471	56.592	2:16.063	57.67	2.348	16:04:30.057
5 -	1:18.030	56.618	2:14.648 (2)	58.28	0.933	16:06:44.705
6 -	<b>1:18.024</b>	55.691	<b>2:13.715 (1)</b>	<b>58.69</b>		<b>16:08:58.420</b>

P7 96		WILKINS / CASTLE		BMW K100 -		
IDEAL LAP TIME : 2:12.037		BEST LAP TIME : 2:12.772		DIFFERENCE : 0.735		
LAP	SECTOR 1	SECTOR 2	LAP TIME	MPH	DIFF	TIME OF DAY
1 -		<b>55.495</b>	2:20.310	55.93	7.538	15:57:43.797
2 -	<b>1:16.542</b>	56.230	<b>2:12.772 (1)</b>	<b>59.10</b>		<b>15:59:56.569</b>
3 -	1:19.362	57.546	2:16.908	57.32	4.136	16:02:13.477
4 -	1:20.139	57.694	2:17.833	56.93	5.061	16:04:31.310
5 -	1:17.860	56.701	2:14.561 (2)	58.32	1.789	16:06:45.871
6 -	1:17.880	56.897	2:14.777 (3)	58.23	2.005	16:09:00.648

P8 49		JONES / DUPLOCK		BMW K75 - Sidecar Radio		
IDEAL LAP TIME : 2:13.556		BEST LAP TIME : 2:14.745		DIFFERENCE : 1.189		
LAP	SECTOR 1	SECTOR 2	LAP TIME	MPH	DIFF	TIME OF DAY
1 -		59.758	2:28.642	52.79	13.897	15:57:52.129
2 -	1:19.095	58.342	2:17.437	57.10	2.692	16:00:09.566
3 -	1:19.874	<b>54.871</b>	<b>2:14.745 (1)</b>	<b>58.24</b>		<b>16:02:24.311</b>
4 -	1:21.796	57.024	2:18.820	56.53	4.075	16:04:43.131
5 -	<b>1:18.685</b>	57.374	2:16.059 (2)	57.68	1.314	16:06:59.190
6 -	1:18.957	57.160	2:16.117 (3)	57.65	1.372	16:09:15.307

P9 28 R		HOLDEN / SALSBURY		BMW K100 - Bahder Engineering		
IDEAL LAP TIME : 2:10.974		BEST LAP TIME : 2:11.556		DIFFERENCE : 0.582		
LAP	SECTOR 1	SECTOR 2	LAP TIME	MPH	DIFF	TIME OF DAY
1 -		56.195	2:18.237	56.77	6.681	15:57:41.724
2 -	1:25.430	57.222	2:22.652	55.01	11.096	16:00:04.376
3 -	1:19.021	55.843	2:14.864 (3)	58.19	3.308	16:02:19.240
4 -	1:16.304	<b>55.252</b>	<b>2:11.556 (1)</b>	<b>59.65</b>		<b>16:04:30.796</b>
5 -	<b>1:15.722</b>	58.330	2:14.052 (2)	58.54	2.496	16:06:44.848
6 -	1:16.622	1:20.466	2:37.088	49.95	25.532	16:09:21.936

P10 24		WHITE / PORTER		BMW K100 -		
IDEAL LAP TIME : 2:17.469		BEST LAP TIME : 2:18.335		DIFFERENCE : 0.866		
LAP	SECTOR 1	SECTOR 2	LAP TIME	MPH	DIFF	TIME OF DAY
1 -		58.376	2:26.882	53.43	8.547	15:57:50.369
2 -	<b>1:20.000</b>	58.867	2:18.867	56.51	0.532	16:00:09.236
3 -	1:21.250	59.226	2:20.476	55.86	2.141	16:02:29.712
4 -	1:20.581	57.937	2:18.518 (2)	56.65	0.183	16:04:48.230
5 -	1:20.135	58.584	2:18.719 (3)	56.57	0.384	16:07:06.949
6 -	1:20.866	<b>57.469</b>	<b>2:18.335 (1)</b>	<b>56.73</b>		<b>16:09:25.284</b>

P11 147		LISSAMAN / LEETON		JPR BMW -		
IDEAL LAP TIME : 1:56.513		BEST LAP TIME : 1:56.554		DIFFERENCE : 0.041		
LAP	SECTOR 1	SECTOR 2	LAP TIME	MPH	DIFF	TIME OF DAY
1 -		<b>48.940</b>	2:01.423 (2)	64.63	4.869	15:57:24.910
2 -	<b>1:07.573</b>	48.981	<b>1:56.554 (1)</b>	<b>67.33</b>		<b>15:59:21.464</b>

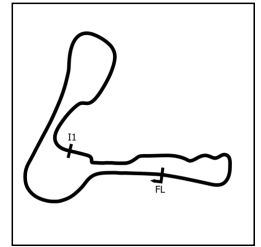
Weather / Track : Cloudy / Dry

Cadwell Park  
Circuit Length = 2.1800 miles  
Start: 15:55 Flag 16:07 End: 16:09

# International Sidecar Revival Meeting 2021

## British Historic BEARS Sidecars

### RACE 9 - SECTOR ANALYSIS



SECTOR 1 = FL to I1, SECTOR 2 = I1 to FL, DIFF = Difference To Personal Best Lap, P = Crossed Finish Line in Pit Lane, D = Time Disallowed

P12 82		HIGGINSON / MOFFAT		BMW K100 -		
IDEAL LAP TIME : 2:12.802		BEST LAP TIME : 2:13.627		DIFFERENCE : 0.825		
LAP	SECTOR 1	SECTOR 2	LAP TIME	MPH	DIFF	TIME OF DAY
1 -		<b>56.342</b>	2:16.425 (2)	57.52	2.798	15:57:39.912
2 -	<b>1:16.460</b>	57.167	<b>2:13.627 (1)</b>	<b>58.73</b>		<b>15:59:53.539</b>

# International Sidecar Revival Meeting 2021

## British Historic BEARS Sidecars

### RACE 9 - BEST SECTORS

SECTOR 1				SECTOR 2				IDEAL / BEST COMPARISON				
POS	NO	NAME	TIME	NO	NAME	TIME	POS	NO	NAME	IDEAL	BEST	DIFF
1	147	LISSAMAN / LEETON	1:07.573	147	LISSAMAN / LEETON	48.940	1	147	LISSAMAN / LEETON	1:56.513	1:56.554	0.041
2	98	GAGG / HASE	1:09.802	25	WHITAKER / PAWSEY	51.871	2	25	WHITAKER / PAWSEY	2:01.942	2:02.073	0.131
3	25	WHITAKER / PAWSEY	1:10.071	98	GAGG / HASE	52.465	3	98	GAGG / HASE	2:02.267	2:02.301	0.034
4	75	EDMONDSON / PRENTICE	1:12.254	33	HEGARTY / TRITTON	53.174	4	75	EDMONDSON / PRENTICE	2:06.604	2:07.065	0.461
5	33	HEGARTY / TRITTON	1:13.458	2	KEMP / AUSTIN	53.982	5	33	HEGARTY / TRITTON	2:06.632	2:06.632	0.000
6	2	KEMP / AUSTIN	1:13.847	75	EDMONDSON / PRENTICE	54.350	6	2	KEMP / AUSTIN	2:07.829	2:07.944	0.115
7	28	HOLDEN / SALSBURY	1:15.722	49	JONES / DUPLOCK	54.871	7	28	HOLDEN / SALSBURY	2:10.974	2:11.556	0.582
8	82	HIGGINSON / MOFFAT	1:16.460	28	HOLDEN / SALSBURY	55.252	8	96	WILKINS / CASTLE	2:12.037	2:12.772	0.735
9	96	WILKINS / CASTLE	1:16.542	66	BIRKETT / BIRKETT	55.257	9	82	HIGGINSON / MOFFAT	2:12.802	2:13.627	0.825
10	66	BIRKETT / BIRKETT	1:18.024	96	WILKINS / CASTLE	55.495	10	66	BIRKETT / BIRKETT	2:13.281	2:13.715	0.434
11	49	JONES / DUPLOCK	1:18.685	82	HIGGINSON / MOFFAT	56.342	11	49	JONES / DUPLOCK	2:13.556	2:14.745	1.189
12	24	WHITE / PORTER	1:20.000	24	WHITE / PORTER	57.469	12	24	WHITE / PORTER	2:17.469	2:18.335	0.866
13												

Weather / Track : Cloudy / Dry

Results can be found at [www.tsl-timing.com](http://www.tsl-timing.com)

Cadwell Park  
Circuit Length = 2.1800 miles  
Start: 15:55 Flag 16:07 End: 16:09

Printed - 16:10 Saturday, 07 August 2021

# International Sidecar Revival Meeting 2021

## British Historic BEARS Sidecars

### RACE 9 - STATISTICS

**Competitors Started** 13  
**Planned Start** 2021-08-07 @ 15:25:00.000  
**Actual Start** 2021-08-07 @ 15:55:23.486  
**Finish Time** 2021-08-07 @ 16:07:46.092  
**Track Length** 2.1800mi.  
**Total Laps** 64  
**Total Distance Covered** 139.5211mi.

#### Session Fastest Lap History

NO	CL	NAME	LAP TIME	TIME OF DAY	LAP	VEHICLE
147		LISSAMAN / LEETON	<b>2:01.423</b>	15:57:24.936	1	JPR BMW
147		LISSAMAN / LEETON	<b>1:56.554</b>	15:59:21.490	2	JPR BMW

#### Session Leader History

NO	CL	NAME	FROM LAP	LAPS LED	DISTANCE	VEHICLE
147		LISSAMAN / LEETON	1	2	4.36 miles	JPR BMW
98		GAGG / HASE	3	3	6.54 miles	BMW K100
25		WHITAKER / PAWSEY	6	1	2.18 miles	BMW K1100

#### Flag History

TYPE	TIME OF DAY
GREEN	15:55:23.486
FINISH	16:07:46.092

#### Flag Statistics

TYPE	COUNT	TOTAL LAPS	TOTAL TIME
Green	1	6	14:07.042
Red	0	0	0.000
Safety Car	0	0	0.000
FCY	0	0	0.000

# International Sidecar Revival Meeting 2021

## British Historic BEARS Sidecars

### RACE 9 - STATISTICS

**CLASS :**

12 Starters

#### Fastest Lap History

NO	NAME	LAP TIME	TIME OF DAY	LAP	VEHICLE
147	LISSAMAN / LEETON	2:01.423	15:57:24.936	1	JPR BMW
147	LISSAMAN / LEETON	1:56.554	15:59:21.490	2	JPR BMW

#### Leader History

NO	NAME	FROM LAP	LAPS LED	DISTANCE	VEHICLE
147	LISSAMAN / LEETON	1	2	4.36 miles	JPR BMW
98	GAGG / HASE	3	3	6.54 miles	BMW K100
25	WHITAKER / PAWSEY	6	1	2.18 miles	BMW K1100



# International Sidecar Revival Meeting 2021

## British Historic BEARS Sidecars

### RACE 9 - STATISTICS

CLASS : R

1 Starters

#### Fastest Lap History

NO	NAME	LAP TIME	TIME OF DAY	LAP	VEHICLE
28	HOLDEN / SALSBURY	<b>2:18.237</b>	15:57:41.739	1	BMW K100
28	HOLDEN / SALSBURY	<b>2:14.864</b>	16:02:19.255	3	BMW K100
28	HOLDEN / SALSBURY	<b>2:11.556</b>	16:04:30.811	4	BMW K100


#### Leader History

NO	NAME	FROM LAP	LAPS LED	DISTANCE	VEHICLE
28	HOLDEN / SALSBURY	1	6	13.08 miles	BMW K100

# International Sidecar Revival Meeting 2021

## British Historic BEARS Sidecars

### RACE 5 - GRID (8 Laps)

ROW 7	13	112	JOHNSON / LOWTHER	14	17	DODD / DODD				
ROW 6			2:14.745	11	49	JONES / DUPLOCK	12	24	WHITE / PORTER	2:18.335
ROW 5	9	82	HIGGINSON / MOFFAT	2:13.627	10	66	BIRKETT / BIRKETT	2:13.715		
ROW 4			2:11.556	7	28	HOLDEN / SALSURY	8	96	WILKINS / CASTLE	2:12.772
ROW 3	5	75	EDMONDSON / PRENTICE	2:07.065	6	2	KEMP / AUSTIN	2:07.944		
ROW 2			2:02.301	3	98	GAGG / HASE	4	33	HEGARTY / TRITTON	2:06.632
ROW 1	1	147	LISSAMAN / LEETON	1:56.554	2	25	WHITAKER / PAWSEY	2:02.073		
<b>Pole</b>										
										

These results are provisional until the conclusion of any judicial and technical matters.

Cadwell Park  
Circuit Length = 2.1800 miles

Clerk Of Course :	Stewards :	Timekeeper : Craig Smith
-------------------	------------	--------------------------

Results can be found at [www.tsl-timing.com](http://www.tsl-timing.com)

Printed - 16:12 Saturday, 07 August 2021



# International Sidecar Revival Meeting 2021

## British Historic BEARS Sidecars

### FREE PRACTICE - CLASSIFICATION

POS	NO	CL	PIC NAME	ENTRY	TIME	ON	LAPS	GAP	DIFF	MPH
1	98		1 GAGG / HASE	BMW K100 -	2:05.021	2	2			62.77
2	33		2 HEGARTY / TRITTON	BMW K100 -	2:07.422	3	3	2.401	2.401	61.59
3	82		3 HIGGINSON / MOFFAT	BMW K100 -	2:10.131	1	1	5.110	2.709	60.30
4	66		4 BIRKETT / BIRKETT	BMW K100 -	2:17.453	3	3	12.432	7.322	57.09
5	28	R	1 HOLDEN / SALSBURY	BMW K100 - Bahder Engineering	2:17.928	3	3	12.907	0.475	56.89

Weather / Track : Cloudy / Dry

These results are provisional until the conclusion of any judicial and technical matters.

Cadwell Park

Circuit Length = 2.1800 miles

Start: 09:34 Flag 09:41 End: 09:43

Clerk Of Course :

Stewards :

Timekeeper : Craig Smith

Results can be found at [www.tsl-timing.com](http://www.tsl-timing.com)

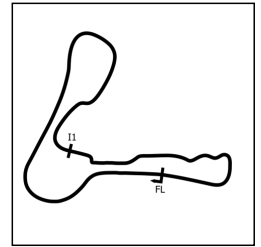
Printed - 09:43 Sunday, 08 August 2021



# International Sidecar Revival Meeting 2021

## British Historic BEARS Sidecars

### FREE PRACTICE - SECTOR ANALYSIS



SECTOR 1 = FL to I1, SECTOR 2 = I1 to FL, DIFF = Difference To Personal Best Lap, P = Crossed Finish Line in Pit Lane, D = Time Disallowed

<b>P1</b>	<b>98</b>	<b>GAGG / HASE</b>	BMW K100 -			
IDEAL LAP TIME : 2:05.021		BEST LAP TIME : 2:05.021		DIFFERENCE : 0.000		
LAP	SECTOR 1	SECTOR 2	LAP TIME	MPH	DIFF	TIME OF DAY
1 -	1:20.027	54.965	2:14.992 (2)	58.13	9.971	09:37:43.043
2 -	<b>1:11.744</b>	<b>53.277</b>	<b>2:05.021 (1)</b>	<b>62.77</b>		<b>09:39:48.064</b>
<b>P2</b>	<b>33</b>	<b>HEGARTY / TRITTON</b>	BMW K100 -			
IDEAL LAP TIME : 2:07.422		BEST LAP TIME : 2:07.422		DIFFERENCE : 0.000		
LAP	SECTOR 1	SECTOR 2	LAP TIME	MPH	DIFF	TIME OF DAY
1 -	1:15.794	53.706	2:09.500 (3)	60.60	2.078	09:38:59.671
2 -	1:14.594	53.856	2:08.450 (2)	61.09	1.028	09:41:08.121
3 -	<b>1:14.270</b>	<b>53.152</b>	<b>2:07.422 (1)</b>	<b>61.59</b>		<b>09:43:15.543</b>
<b>P3</b>	<b>82</b>	<b>HIGGINSON / MOFFAT</b>	BMW K100 -			
IDEAL LAP TIME : 2:09.571		BEST LAP TIME : 2:10.131		DIFFERENCE : 0.560		
LAP	SECTOR 1	SECTOR 2	LAP TIME	MPH	DIFF	TIME OF DAY
1 -	1:15.521	<b>54.610</b>	<b>2:10.131 (1)</b>	<b>60.30</b>		<b>09:37:35.153</b>
<b>P4</b>	<b>66</b>	<b>BIRKETT / BIRKETT</b>	BMW K100 -			
IDEAL LAP TIME : 2:17.453		BEST LAP TIME : 2:17.453		DIFFERENCE : 0.000		
LAP	SECTOR 1	SECTOR 2	LAP TIME	MPH	DIFF	TIME OF DAY
1 -	1:29.921	1:01.546	2:31.467 (3)	51.81	14.014	09:38:00.071
2 -	1:20.238	58.575	2:18.813 (2)	56.53	1.360	09:40:18.884
3 -	<b>1:19.647</b>	<b>57.806</b>	<b>2:17.453 (1)</b>	<b>57.09</b>		<b>09:42:36.337</b>
<b>P5</b>	<b>28 R</b>	<b>HOLDEN / SALSBURY</b>	BMW K100 - Bahder Engineering			
IDEAL LAP TIME : 2:17.928		BEST LAP TIME : 2:17.928		DIFFERENCE : 0.000		
LAP	SECTOR 1	SECTOR 2	LAP TIME	MPH	DIFF	TIME OF DAY
1 -	1:22.882	1:01.712	2:24.594 (2)	54.27	6.666	09:37:53.606
2 -	1:23.474	1:01.656	2:25.130 (3)	54.07	7.202	09:40:18.736
3 -	<b>1:20.642</b>	<b>57.286</b>	<b>2:17.928 (1)</b>	<b>56.89</b>		<b>09:42:36.664</b>

Weather / Track : Cloudy / Dry

Results can be found at [www.tsl-timing.com](http://www.tsl-timing.com)

Cadwell Park  
 Circuit Length = 2.1800 miles  
 Start: 09:34 Flag 09:41 End: 09:43

Printed - 09:43 Sunday, 08 August 2021

# International Sidecar Revival Meeting 2021

## British Historic BEARS Sidecars

### FREE PRACTICE - BEST SECTORS

SECTOR 1			SECTOR 2			IDEAL / BEST COMPARISON						
POS	NO	NAME	TIME	NO	NAME	TIME	POS	NO	NAME	IDEAL	BEST	DIFF
1	98	GAGG / HASE	1:11.744	33	HEGARTY / TRITTON	53.152	1	98	GAGG / HASE	2:05.021	2:05.021	0.000
2	33	HEGARTY / TRITTON	1:14.270	98	GAGG / HASE	53.277	2	33	HEGARTY / TRITTON	2:07.422	2:07.422	0.000
3	82	HIGGINSON / MOFFAT	1:14.961	82	HIGGINSON / MOFFAT	54.610	3	82	HIGGINSON / MOFFAT	2:09.571	2:10.131	0.560
4	66	BIRKETT / BIRKETT	1:19.647	28	HOLDEN / SALSBURY	57.286	4	66	BIRKETT / BIRKETT	2:17.453	2:17.453	0.000
5	28	HOLDEN / SALSBURY	1:20.642	66	BIRKETT / BIRKETT	57.806	5	28	HOLDEN / SALSBURY	2:17.928	2:17.928	0.000

PERFECT LAP 2:04.896

Weather / Track : Cloudy / Dry

Results can be found at [www.tsl-timing.com](http://www.tsl-timing.com)

Cadwell Park  
Circuit Length = 2.1800 miles  
Start: 09:34 Flag 09:41 End: 09:43

Printed - 09:43 Sunday, 08 August 2021

# International Sidecar Revival Meeting 2021

## British Historic BEARS Sidecars

### FREE PRACTICE - STATISTICS

**Competitors Started** 5  
**Planned Start** 2021-08-08 @ 09:44:00.000  
**Actual Start** 2021-08-08 @ 09:34:38.305  
**Finish Time** 2021-08-08 @ 09:41:39.730  
**Track Length** 2.1800mi.  
**Total Laps** 12  
**Total Distance Covered** 26.1602mi.

#### Session Fastest Lap History

NO	CL	NAME	LAP TIME	TIME OF DAY	LAP	VEHICLE
82		HIGGINSON / MOFFAT	<b>2:10.131</b>	09:37:35.168	1	BMW K100
33		HEGARTY / TRITTON	<b>2:09.500</b>	09:38:59.684	1	BMW K100
98		GAGG / HASE	<b>2:05.021</b>	09:39:48.075	2	BMW K100

#### Flag History

TYPE	TIME OF DAY
GREEN	09:34:38.305
FINISH	09:41:39.730

#### Flag Statistics

TYPE	COUNT	TOTAL LAPS	TOTAL TIME
Green	1	3	8:50.095
Red	0	0	0.000
Safety Car	0	0	0.000
FCY	0	0	0.000

# International Sidecar Revival Meeting 2021

## British Historic BEARS Sidecars

### FREE PRACTICE - STATISTICS

**CLASS :**

4 Starters

#### Fastest Lap History

NO	NAME	LAP TIME	TIME OF DAY	LAP	VEHICLE
82	HIGGINSON / MOFFAT	<b>2:10.131</b>	09:37:35.168	1	BMW K100
33	HEGARTY / TRITTON	<b>2:09.500</b>	09:38:59.684	1	BMW K100
98	GAGG / HASE	<b>2:05.021</b>	09:39:48.075	2	BMW K100

Weather / Track : Cloudy / Dry

Results can be found at [www.tsl-timing.com](http://www.tsl-timing.com)

Page 2 of 3

Cadwell Park  
Circuit Length = 2.1800 miles  
Start: 09:34 Flag 09:41 End: 09:43

Printed - 09:43 Sunday, 08 August 2021

# International Sidecar Revival Meeting 2021

## British Historic BEARS Sidecars

### FREE PRACTICE - STATISTICS

**CLASS : R**

1 Starters

#### Fastest Lap History

NO	NAME	LAP TIME	TIME OF DAY	LAP	VEHICLE
28	HOLDEN / SALSBURY	<b>2:24.594</b>	09:37:53.622	1	BMW K100
28	HOLDEN / SALSBURY	<b>2:17.928</b>	09:42:36.680	3	BMW K100

Weather / Track : Cloudy / Dry

Results can be found at [www.tsl-timing.com](http://www.tsl-timing.com)

Page 3 of 3

Cadwell Park  
Circuit Length = 2.1800 miles  
Start: 09:34 Flag 09:41 End: 09:43

Printed - 09:43 Sunday, 08 August 2021



# International Sidecar Revival Meeting 2021

## British Historic BEARS Sidecars

### RACE 5 - CLASSIFICATION

POS	NO	CL	PIC NAME	ENTRY	LAPS	TIME	GAP	DIFF	MPH	BEST	ON
1	98		1 GAGG / HASE	BMW K100 -	5	11:21.499			57.57	2:10.695	3
2	33		2 HEGARTY / TRITTON	BMW K100 -	5	11:23.040	1.541	1.541	57.44	2:13.657	3
3	2		3 KEMP / AUSTIN	Moto Guzzi LE MANS -	5	11:24.967	3.468	1.927	57.28	2:15.017	2
4	82		4 HIGGINSON / MOFFAT	BMW K100 -	5	11:44.651	23.152	19.684	55.68	2:16.208	2
5	66		5 BIRKETT / BIRKETT	BMW K100 -	5	12:03.216	41.717	18.565	54.25	2:21.126	3
6	28	R	1 HOLDEN / SALSBURY	BMW K100 - Bahder Engineering	5	12:04.832	43.333	1.616	54.13	2:23.486	4
7	96		6 WILKINS / CASTLE	BMW K100 -	5	12:18.940	57.441	14.108	53.10	2:24.488	3
8	49		7 JONES / DUPLOCK	BMW K75 - Sidecar Radio	5	12:19.376	57.877	0.436	53.07	2:25.439	3

#### NOT CLASSIFIED

DNF	25		WHITAKER / PAWSEY	BMW K1100 -	3	6:38.535	2 Laps	2 Laps	59.07	2:08.518	3
DNF	24		WHITE / PORTER	BMW K100 -	2	5:03.298	3 Laps	1 Lap	51.75	2:26.638	2
DNF	75		EDMONDSON / PRENTICE	BMW K100 - In memory of Patrick Turner	1	2:25.822	4 Laps	1 Lap	53.81	2:25.822	1

#### FASTEST LAP

25		WHITAKER / PAWSEY	BMW K1100 -	3	2:08.518	61.06 mph	98.27 kph
28	R	HOLDEN / SALSBURY	BMW K100 - Bahder Engineering	4	2:23.486	54.69 mph	88.02 kph

92.5% of Race Speed = 53.25 mph

Weather / Track : Cloudy / Wet

These results are provisional until the conclusion of any judicial and technical matters.

Cadwell Park: 2.1800 miles  
Race Distance: 5 Laps / 10.90 miles  
Start: 12:24 Flag 12:35 End: 12:36

Clerk Of Course :	Stewards :	Timekeeper : Craig Smith
-------------------	------------	--------------------------

Results can be found at [www.tsl-timing.com](http://www.tsl-timing.com)

Printed - 12:37 Sunday, 08 August 2021



# International Sidecar Revival Meeting 2021

## British Historic BEARS Sidecars

### RACE 5 - LAP CHART

#### LAP 1 @ 12:26:44.221

NO	BEHIND	LAP TIME
98		2:17.668
25	0.782	2:18.450
2	3.630	2:21.298
33	4.107	2:21.775
75	8.154	2:25.822
82	8.268	2:25.936
28	11.656	2:29.324
66	11.831	2:29.499
49	16.400	2:34.068
24	18.992	2:36.660
96	19.441	2:37.109

#### LAP 2 @ 12:28:55.851

NO	BEHIND	LAP TIME
98		2:11.630
25	0.719	2:11.567
2	7.017	2:15.017
33	7.652	2:15.175
82	12.846	2:16.208
28	24.408	2:24.382
66	27.462	2:27.261
49	31.175	2:26.405
24	34.000	2:26.638
96	35.101	2:27.290

#### LAP 3 @ 12:31:05.088

NO	BEHIND	LAP TIME
25		2:08.518
98	1.458	2:10.695
33	12.072	2:13.657
2	14.264	2:16.484
82	20.965	2:17.356
28	39.028	2:23.857
66	39.351	2:21.126
49	47.377	2:25.439
96	50.352	2:24.488

#### LAP 4 @ 12:33:34.766

NO	BEHIND	LAP TIME
33		2:17.606
98	0.329	2:28.549
2	0.609	2:16.023
82	15.916	2:24.629
28	32.836	2:23.486
66	32.937	2:23.264
49	44.335	2:26.636
96	45.861	2:25.187

#### LAP 5 @ 12:35:48.052

NO	BEHIND	LAP TIME
98		2:12.957
33	1.541	2:14.827
2	3.468	2:16.145
82	23.152	2:20.522
66	41.717	2:22.066
28	43.333	2:23.783
96	57.441	2:24.866
49	57.877	2:26.828

Weather / Track : Cloudy / Wet

Results can be found at [www.tsl-timing.com](http://www.tsl-timing.com)

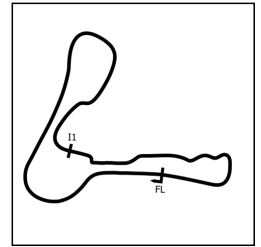
Cadwell Park  
Circuit Length = 2.1800 miles  
Start: 12:24 Flag 12:35 End: 12:36

Printed - 12:37 Sunday, 08 August 2021

# International Sidecar Revival Meeting 2021

## British Historic BEARS Sidecars

### RACE 5 - SECTOR ANALYSIS



SECTOR 1 = FL to I1, SECTOR 2 = I1 to FL, DIFF = Difference To Personal Best Lap, P = Crossed Finish Line in Pit Lane, D = Time Disallowed

P1 98		GAGG / HASE		BMW K100 -		
IDEAL LAP TIME : 2:09.449		BEST LAP TIME : 2:10.695		DIFFERENCE : 1.246		
LAP	SECTOR 1	SECTOR 2	LAP TIME	MPH	DIFF	TIME OF DAY
1 -		56.744	2:17.668	57.00	6.973	12:26:44.221
2 -	1:15.789	55.841	2:11.630 (2)	59.62	0.935	12:28:55.851
3 -	1:15.704	<b>54.991</b>	<b>2:10.695 (1)</b>	<b>60.04</b>		<b>12:31:06.546</b>
4 -	<b>1:14.458</b>	1:14.091	2:28.549	52.83	17.854	12:33:35.095
5 -	1:16.486	56.471	2:12.957 (3)	59.02	2.262	12:35:48.052

P2 33		HEGARTY / TRITTON		BMW K100 -		
IDEAL LAP TIME : 2:13.657		BEST LAP TIME : 2:13.657		DIFFERENCE : 0.000		
LAP	SECTOR 1	SECTOR 2	LAP TIME	MPH	DIFF	TIME OF DAY
1 -		57.757	2:21.775	55.35	8.118	12:26:48.328
2 -	1:18.311	56.864	2:15.175 (3)	58.05	1.518	12:29:03.503
3 -	<b>1:17.609</b>	<b>56.048</b>	<b>2:13.657 (1)</b>	<b>58.71</b>		<b>12:31:17.160</b>
4 -	1:18.245	59.361	2:17.606	57.03	3.949	12:33:34.766
5 -	1:18.630	56.197	2:14.827 (2)	58.20	1.170	12:35:49.593

P3 2		KEMP / AUSTIN		Moto Guzzi LE MANS -		
IDEAL LAP TIME : 2:13.973		BEST LAP TIME : 2:15.017		DIFFERENCE : 1.044		
LAP	SECTOR 1	SECTOR 2	LAP TIME	MPH	DIFF	TIME OF DAY
1 -		57.728	2:21.298	55.54	6.281	12:26:47.851
2 -	1:18.264	<b>56.753</b>	<b>2:15.017 (1)</b>	<b>58.12</b>		<b>12:29:02.868</b>
3 -	1:19.239	57.245	2:16.484	57.50	1.467	12:31:19.352
4 -	<b>1:17.220</b>	58.803	2:16.023 (2)	57.69	1.006	12:33:35.375
5 -	1:18.643	57.502	2:16.145 (3)	57.64	1.128	12:35:51.520

P4 82		HIGGINSON / MOFFAT		BMW K100 -		
IDEAL LAP TIME : 2:16.143		BEST LAP TIME : 2:16.208		DIFFERENCE : 0.065		
LAP	SECTOR 1	SECTOR 2	LAP TIME	MPH	DIFF	TIME OF DAY
1 -		58.687	2:25.936	53.77	9.728	12:26:52.489
2 -	<b>1:18.104</b>	58.104	<b>2:16.208 (1)</b>	<b>57.61</b>		<b>12:29:08.697</b>
3 -	1:19.317	<b>58.039</b>	2:17.356 (2)	57.13	1.148	12:31:26.053
4 -	1:20.560	1:04.069	2:24.629	54.26	8.421	12:33:50.682
5 -	1:20.243	1:00.279	2:20.522 (3)	55.84	4.314	12:36:11.204

P5 66		BIRKETT / BIRKETT		BMW K100 -		
IDEAL LAP TIME : 2:19.952		BEST LAP TIME : 2:21.126		DIFFERENCE : 1.174		
LAP	SECTOR 1	SECTOR 2	LAP TIME	MPH	DIFF	TIME OF DAY
1 -		59.828	2:29.499	52.49	8.373	12:26:56.052
2 -	1:27.749	59.512	2:27.261	53.29	6.135	12:29:23.313
3 -	1:22.624	<b>58.502</b>	<b>2:21.126 (1)</b>	<b>55.61</b>		<b>12:31:44.439</b>
4 -	1:24.282	58.982	2:23.264 (3)	54.78	2.138	12:34:07.703
5 -	<b>1:21.450</b>	1:00.616	2:22.066 (2)	55.24	0.940	12:36:29.769

P6 28 R		HOLDEN / SALSBURY		BMW K100 - Bahder Engineering		
IDEAL LAP TIME : 2:22.932		BEST LAP TIME : 2:23.486		DIFFERENCE : 0.554		
LAP	SECTOR 1	SECTOR 2	LAP TIME	MPH	DIFF	TIME OF DAY
1 -		1:00.583	2:29.324	52.55	5.838	12:26:55.877
2 -	<b>1:23.146</b>	1:01.236	2:24.382	54.35	0.896	12:29:20.259
3 -	1:23.535	1:00.322	2:23.857 (3)	54.55	0.371	12:31:44.116
4 -	1:23.700	<b>59.786</b>	<b>2:23.486 (1)</b>	<b>54.69</b>		<b>12:34:07.602</b>
5 -	1:23.685	1:00.098	2:23.783 (2)	54.58	0.297	12:36:31.385

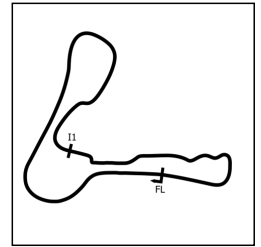
Weather / Track : Cloudy / Wet

Cadwell Park  
Circuit Length = 2.1800 miles  
Start: 12:24 Flag 12:35 End: 12:36

# International Sidecar Revival Meeting 2021

## British Historic BEARS Sidecars

### RACE 5 - SECTOR ANALYSIS



SECTOR 1 = FL to I1, SECTOR 2 = I1 to FL, DIFF = Difference To Personal Best Lap, P = Crossed Finish Line in Pit Lane, D = Time Disallowed

P7 96		WILKINS / CASTLE		BMW K100 -		
IDEAL LAP TIME : 2:23.750		BEST LAP TIME : 2:24.488		DIFFERENCE : 0.738		
LAP	SECTOR 1	SECTOR 2	LAP TIME	MPH	DIFF	TIME OF DAY
1 -		1:01.287	2:37.109	49.95	12.621	12:27:03.662
2 -	1:26.046	1:01.244	2:27.290	53.28	2.802	12:29:30.952
3 -	<b>1:23.076</b>	1:01.412	<b>2:24.488 (1)</b>	<b>54.31</b>		<b>12:31:55.440</b>
4 -	1:24.513	<b>1:00.674</b>	2:25.187 (3)	54.05	0.699	12:34:20.627
5 -	1:24.155	1:00.711	2:24.866 (2)	54.17	0.378	12:36:45.493

P8 49		JONES / DUPLOCK		BMW K75 - Sidecar Radio		
IDEAL LAP TIME : 2:25.439		BEST LAP TIME : 2:25.439		DIFFERENCE : 0.000		
LAP	SECTOR 1	SECTOR 2	LAP TIME	MPH	DIFF	TIME OF DAY
1 -		1:01.713	2:34.068	50.93	8.629	12:27:00.621
2 -	1:25.376	1:01.029	2:26.405 (2)	53.60	0.966	12:29:27.026
3 -	<b>1:24.685</b>	<b>1:00.754</b>	<b>2:25.439 (1)</b>	<b>53.96</b>		<b>12:31:52.465</b>
4 -	1:24.997	1:01.639	2:26.636 (3)	53.52	1.197	12:34:19.101
5 -	1:25.697	1:01.131	2:26.828	53.45	1.389	12:36:45.929

P9 25		WHITAKER / PAWSEY		BMW K1100 -		
IDEAL LAP TIME : 2:08.518		BEST LAP TIME : 2:08.518		DIFFERENCE : 0.000		
LAP	SECTOR 1	SECTOR 2	LAP TIME	MPH	DIFF	TIME OF DAY
1 -		56.459	2:18.450 (3)	56.68	9.932	12:26:45.003
2 -	1:15.809	55.758	2:11.567 (2)	59.65	3.049	12:28:56.570
3 -	<b>1:13.928</b>	<b>54.590</b>	<b>2:08.518 (1)</b>	<b>61.06</b>		<b>12:31:05.088</b>

P10 24		WHITE / PORTER		BMW K100 -		
IDEAL LAP TIME : 2:26.569		BEST LAP TIME : 2:26.638		DIFFERENCE : 0.069		
LAP	SECTOR 1	SECTOR 2	LAP TIME	MPH	DIFF	TIME OF DAY
1 -		<b>1:01.424</b>	2:36.660 (2)	50.09	10.022	12:27:03.213
2 -	<b>1:25.145</b>	1:01.493	<b>2:26.638 (1)</b>	<b>53.52</b>		<b>12:29:29.851</b>

P11 75		EDMONDSON / PRENTICE		BMW K100 - In memory of Patrick Turner		
IDEAL LAP TIME : 2:21.747		BEST LAP TIME : 2:25.822		DIFFERENCE : 4.075		
LAP	SECTOR 1	SECTOR 2	LAP TIME	MPH	DIFF	TIME OF DAY
1 -		<b>59.265</b>	<b>2:25.822 (1)</b>	<b>53.81</b>		<b>12:26:52.375</b>

# International Sidecar Revival Meeting 2021

## British Historic BEARS Sidecars

### RACE 5 - BEST SECTORS

SECTOR 1				SECTOR 2				IDEAL / BEST COMPARISON				
POS	NO	NAME	TIME	NO	NAME	TIME	POS	NO	NAME	IDEAL	BEST	DIFF
1	25	WHITAKER / PAWSEY	1:13.928	25	WHITAKER / PAWSEY	54.590	1	25	WHITAKER / PAWSEY	2:08.518	2:08.518	0.000
2	98	GAGG / HASE	1:14.458	98	GAGG / HASE	54.991	2	98	GAGG / HASE	2:09.449	2:10.695	1.246
3	2	KEMP / AUSTIN	1:17.220	33	HEGARTY / TRITTON	56.048	3	33	HEGARTY / TRITTON	2:13.657	2:13.657	0.000
4	33	HEGARTY / TRITTON	1:17.609	2	KEMP / AUSTIN	56.753	4	2	KEMP / AUSTIN	2:13.973	2:15.017	1.044
5	82	HIGGINSON / MOFFAT	1:18.104	82	HIGGINSON / MOFFAT	58.039	5	82	HIGGINSON / MOFFAT	2:16.143	2:16.208	0.065
6	66	BIRKETT / BIRKETT	1:21.450	66	BIRKETT / BIRKETT	58.502	6	66	BIRKETT / BIRKETT	2:19.952	2:21.126	1.174
7	75	EDMONDSON / PRENTICE	1:22.482	75	EDMONDSON / PRENTICE	59.265	7	75	EDMONDSON / PRENTICE	2:21.747	2:25.822	4.075
8	96	WILKINS / CASTLE	1:23.076	28	HOLDEN / SALSBURY	59.786	8	28	HOLDEN / SALSBURY	2:22.932	2:23.486	0.554
9	28	HOLDEN / SALSBURY	1:23.146	96	WILKINS / CASTLE	1:00.674	9	96	WILKINS / CASTLE	2:23.750	2:24.488	0.738
10	49	JONES / DUPLOCK	1:24.685	49	JONES / DUPLOCK	1:00.754	10	49	JONES / DUPLOCK	2:25.439	2:25.439	0.000
11	24	WHITE / PORTER	1:25.145	24	WHITE / PORTER	1:01.424	11	24	WHITE / PORTER	2:26.569	2:26.638	0.069

**PERFECT LAP 2:08.518**

Weather / Track : Cloudy / Wet

Results can be found at [www.tsl-timing.com](http://www.tsl-timing.com)

Cadwell Park  
Circuit Length = 2.1800 miles  
Start: 12:24 Flag 12:35 End: 12:36

Printed - 12:37 Sunday, 08 August 2021

# International Sidecar Revival Meeting 2021

## British Historic BEARS Sidecars

### RACE 5 - STATISTICS

**Competitors Started** 11  
**Planned Start** 2021-08-08 @ 12:02:00.000  
**Actual Start** 2021-08-08 @ 12:24:26.552  
**Finish Time** 2021-08-08 @ 12:35:48.051  
**Track Length** 2.1800mi.  
**Total Laps** 46  
**Total Distance Covered** 100.2808mi.

#### Session Fastest Lap History

NO	CL	NAME	LAP TIME	TIME OF DAY	LAP	VEHICLE
98		GAGG / HASE	<b>2:17.668</b>	12:26:44.232	1	BMW K100
98		GAGG / HASE	<b>2:11.630</b>	12:28:55.862	2	BMW K100
25		WHITAKER / PAWSEY	<b>2:11.567</b>	12:28:56.585	2	BMW K1100
25		WHITAKER / PAWSEY	<b>2:08.518</b>	12:31:05.103	3	BMW K1100

#### Session Leader History

NO	CL	NAME	FROM LAP	LAPS LED	DISTANCE	VEHICLE
98		GAGG / HASE	1	2	4.36 miles	BMW K100
25		WHITAKER / PAWSEY	3	1	2.18 miles	BMW K1100
33		HEGARTY / TRITTON	4	1	2.18 miles	BMW K100
98		GAGG / HASE	5	1	2.18 miles	BMW K100

#### Flag History

TYPE	TIME OF DAY
GREEN	12:24:26.552
FINISH	12:35:48.051

#### Flag Statistics

TYPE	COUNT	TOTAL LAPS	TOTAL TIME
Green	1	5	12:26.105
Red	0	0	0.000
Safety Car	0	0	0.000
FCY	0	0	0.000

# International Sidecar Revival Meeting 2021

## British Historic BEARS Sidecars

### RACE 5 - STATISTICS

CLASS :

10 Starters

#### Fastest Lap History

NO	NAME	LAP TIME	TIME OF DAY	LAP	VEHICLE
98	GAGG / HASE	<b>2:17.668</b>	12:26:44.232	1	BMW K100
98	GAGG / HASE	<b>2:11.630</b>	12:28:55.862	2	BMW K100
25	WHITAKER / PAWSEY	<b>2:11.567</b>	12:28:56.585	2	BMW K1100
25	WHITAKER / PAWSEY	<b>2:08.518</b>	12:31:05.103	3	BMW K1100

#### Leader History

NO	NAME	FROM LAP	LAPS LED	DISTANCE	VEHICLE
98	GAGG / HASE	1	2	4.36 miles	BMW K100
25	WHITAKER / PAWSEY	3	1	2.18 miles	BMW K1100
33	HEGARTY / TRITTON	4	1	2.18 miles	BMW K100
98	GAGG / HASE	5	1	2.18 miles	BMW K100

Weather / Track : Cloudy / Wet

Results can be found at [www.tsl-timing.com](http://www.tsl-timing.com)

Page 2 of 3

Cadwell Park  
Circuit Length = 2.1800 miles  
Start: 12:24 Flag 12:35 End: 12:36

Printed - 12:37 Sunday, 08 August 2021

# International Sidecar Revival Meeting 2021

## British Historic BEARS Sidecars

### RACE 5 - STATISTICS

CLASS : R

1 Starters

#### Fastest Lap History

NO	NAME	LAP TIME	TIME OF DAY	LAP	VEHICLE
28	HOLDEN / SALSBURY	2:29.324	12:26:55.892	1	BMW K100
28	HOLDEN / SALSBURY	2:24.382	12:29:20.275	2	BMW K100
28	HOLDEN / SALSBURY	2:23.857	12:31:44.132	3	BMW K100
28	HOLDEN / SALSBURY	2:23.486	12:34:07.617	4	BMW K100

#### Leader History

NO	NAME	FROM LAP	LAPS LED	DISTANCE	VEHICLE
28	HOLDEN / SALSBURY	1	5	10.90 miles	BMW K100



International Sidecar Revival Meeting 2021

British Historic BEARS Sidecars

RACE 14 - GRID POSITION LIST

<b>2</b> P 4 R 2	<b>96</b> P 8 R 4
<b>24</b> P 11 R 6	<b>98</b> P 2 R 1
<b>25</b> P 1 R 1	<b>112</b> P 13 R 7
<b>28</b> P 7 R 4	<b>147</b> P 12 R 6
<b>33</b> P 3 R 2	
<b>49</b> P 9 R 5	
<b>66</b> P 6 R 3	
<b>75</b> P 10 R 5	
<b>82</b> P 5 R 3	

These results are provisional until the conclusion of any judicial and technical matters.

Clerk Of Course :	Stewards :	Timekeeper : Craig Smith
-------------------	------------	--------------------------

Results can be found at [www.tsl-timing.com](http://www.tsl-timing.com)


Printed - 12:39 Sunday, 08 August 2021



# International Sidecar Revival Meeting 2021

## British Historic BEARS Sidecars

### RACE 14 - GRID (8 Laps)

ROW 7	13	112	JOHNSON / LOWTHER																
ROW 6			2:26.638	11	24	WHITE / PORTER	12	147	LISSAMAN / LEETON										
ROW 5			2:25.439	9	49	JONES / DUPLOCK			2:25.822	10	75	EDMONDSON / PRENTICE							
ROW 4						2:23.486	7	28	HOLDEN / SALSBURY							2:24.488	8	96	WILKINS / CASTLE
ROW 3			2:16.208	5	82	HIGGINSON / MOFFAT						2:21.126	6	66	BIRKETT / BIRKETT				
ROW 2						2:13.657	3	33	HEGARTY / TRITTON							2:15.017	4	2	KEMP / AUSTIN
ROW 1			2:08.518	1	25	WHITAKER / PAWSEY						2:10.695	2	98	GAGG / HASE				
<b>Pole</b>																			
																			

These results are provisional until the conclusion of any judicial and technical matters.

Cadwell Park  
Circuit Length = 2.1800 miles

Clerk Of Course :	Stewards :	Timekeeper : Craig Smith
-------------------	------------	--------------------------

Results can be found at [www.tsl-timing.com](http://www.tsl-timing.com)

Printed - 12:39 Sunday, 08 August 2021



# International Sidecar Revival Meeting 2021

## British Historic BEARS Sidecars

### RACE 14 - CLASSIFICATION

POS	NO	CL	PIC NAME	ENTRY	LAPS	TIME	GAP	DIFF	MPH	BEST	ON
1	98		1 GAGG / HASE	BMW K100 -	6	13:09.564			59.63	2:09.915	5
2	25		2 WHITAKER / PAWSEY	BMW K1100 -	6	13:16.956	7.392	7.392	59.08	2:10.850	5
3	82		3 HIGGINSON / MOFFAT	BMW K100 -	6	13:48.975	39.411	32.019	56.80	2:15.868	5
4	2		4 KEMP / AUSTIN	Moto Guzzi LE MANS -	6	13:53.015	43.451	4.040	56.52	2:16.489	3
5	96		5 WILKINS / CASTLE	BMW K100 -	6	14:20.401	1:10.837	27.386	54.72	2:19.128	6
6	66		6 BIRKETT / BIRKETT	BMW K100 -	6	14:26.830	1:17.266	6.429	54.32	2:21.255	3
7	28	R	1 HOLDEN / SALSBURY	BMW K100 - Bahder Engineering	6	14:37.857	1:28.293	11.027	53.64	2:24.034	2
8	24		7 WHITE / PORTER	BMW K100 -	6	14:53.386	1:43.822	15.529	52.70	2:25.265	5
9	49		8 JONES / DUPLOCK	BMW K75 - Sidecar Radio	6	14:54.102	1:44.538	0.716	52.66	2:25.114	5

NOT CLASSIFIED

DNF	33		HEGARTY / TRITTON	BMW K100 -	3	6:54.009	3 Laps	3 Laps	56.86	2:15.526	2
-----	----	--	-------------------	------------	---	----------	--------	--------	-------	----------	---

FASTEST LAP

98			GAGG / HASE	BMW K100 -	5	2:09.915	60.40 mph	97.21 kph
28	R		HOLDEN / SALSBURY	BMW K100 - Bahder Engineering	2	2:24.034	54.48 mph	87.68 kph

92.5% of Race Speed = 55.15 mph

Weather / Track : Drizzle / Wet

These results are provisional until the conclusion of any judicial and technical matters.

Cadwell Park: 2.1800 miles  
Race Distance: 6 Laps / 13.08 miles  
Start: 17:13 Flag 17:26 End: 17:28

Clerk Of Course :	Stewards :	Timekeeper : Craig Smith
-------------------	------------	--------------------------

Results can be found at [www.tsl-timing.com](http://www.tsl-timing.com)

Printed - 17:28 Sunday, 08 August 2021



# International Sidecar Revival Meeting 2021

## British Historic BEARS Sidecars

### RACE 14 - LAP CHART

#### LAP 1 @ 17:15:44.348

NO	BEHIND	LAP TIME
98		2:16.248
25	1.921	2:18.169
33	5.546	2:21.794
82	7.696	2:23.944
2	8.465	2:24.713
28	11.751	2:27.999
66	14.190	2:30.438
96	15.722	2:31.970
49	19.510	2:35.758
24	21.410	2:37.658

49 1:29.863 2:25.114

#### LAP 6 @ 17:26:37.664

NO	BEHIND	LAP TIME
98		2:10.611
25	7.392	2:11.040
82	39.411	2:16.938
2	43.451	2:19.030
96	1:10.837	2:19.128
66	1:17.266	2:23.828
28	1:28.293	2:28.861
24	1:43.822	2:26.148
49	1:44.538	2:25.286

#### LAP 2 @ 17:17:55.659

NO	BEHIND	LAP TIME
98		2:11.311
25	3.186	2:12.576
33	9.761	2:15.526
2	14.450	2:17.296
82	15.545	2:19.160
28	24.474	2:24.034
66	25.985	2:23.106
96	27.563	2:23.152
24	38.484	2:28.385
49	39.481	2:31.282

#### LAP 3 @ 17:20:05.970

NO	BEHIND	LAP TIME
98		2:10.311
25	4.983	2:12.108
33	16.139	2:16.689
2	20.628	2:16.489
82	21.808	2:16.574
66	36.929	2:21.255
28	39.407	2:25.244
96	39.895	2:22.643
49	57.689	2:28.519
24	57.721	2:29.548

#### LAP 4 @ 17:22:17.138

NO	BEHIND	LAP TIME
98		2:11.168
25	6.028	2:12.213
2	26.459	2:16.999
82	27.131	2:16.491
66	50.697	2:24.936
96	51.977	2:23.250
28	54.285	2:26.046
24	1:12.935	2:26.382
49	1:14.664	2:28.143

#### LAP 5 @ 17:24:27.053

NO	BEHIND	LAP TIME
98		2:09.915
25	6.963	2:10.850
82	33.084	2:15.868
2	35.032	2:18.488
96	1:02.320	2:20.258
66	1:04.049	2:23.267
28	1:10.043	2:25.673
24	1:28.285	2:25.265

Weather / Track : Drizzle / Wet

Results can be found at [www.tsl-timing.com](http://www.tsl-timing.com)

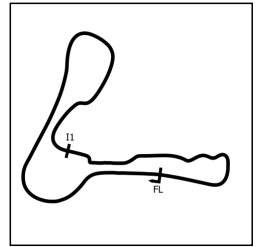
Cadwell Park  
Circuit Length = 2.1800 miles  
Start: 17:13 Flag 17:26 End: 17:28

Printed - 17:28 Sunday, 08 August 2021

# International Sidecar Revival Meeting 2021

## British Historic BEARS Sidecars

### RACE 14 - SECTOR ANALYSIS



SECTOR 1 = FL to I1, SECTOR 2 = I1 to FL, DIFF = Difference To Personal Best Lap, P = Crossed Finish Line in Pit Lane, D = Time Disallowed

P1 98		GAGG / HASE		BMW K100 -		
IDEAL LAP TIME : 2:09.553		BEST LAP TIME : 2:09.915		DIFFERENCE : 0.362		
LAP	SECTOR 1	SECTOR 2	LAP TIME	MPH	DIFF	TIME OF DAY
1 -		56.068	2:16.248	57.60	6.333	17:15:44.348
2 -	1:15.154	56.157	2:11.311	59.76	1.396	17:17:55.659
3 -	1:14.681	<b>55.630</b>	2:10.311 (2)	60.22	0.396	17:20:05.970
4 -	1:14.753	56.415	2:11.168	59.83	1.253	17:22:17.138
5 -	<b>1:13.923</b>	55.992	<b>2:09.915 (1)</b>	<b>60.40</b>		<b>17:24:27.053</b>
6 -	1:14.447	56.164	2:10.611 (3)	60.08	0.696	17:26:37.664

P2 25		WHITAKER / PAWSEY		BMW K1100 -		
IDEAL LAP TIME : 2:10.540		BEST LAP TIME : 2:10.850		DIFFERENCE : 0.310		
LAP	SECTOR 1	SECTOR 2	LAP TIME	MPH	DIFF	TIME OF DAY
1 -		56.361	2:18.169	56.80	7.319	17:15:46.269
2 -	1:16.389	56.187	2:12.576	59.19	1.726	17:17:58.845
3 -	1:15.778	56.330	2:12.108 (3)	59.40	1.258	17:20:10.953
4 -	1:15.969	56.244	2:12.213	59.35	1.363	17:22:23.166
5 -	<b>1:15.483</b>	55.367	<b>2:10.850 (1)</b>	<b>59.97</b>		<b>17:24:34.016</b>
6 -	1:15.983	<b>55.057</b>	2:11.040 (2)	59.89	0.190	17:26:45.056

P3 82		HIGGINSON / MOFFAT		BMW K100 -		
IDEAL LAP TIME : 2:15.369		BEST LAP TIME : 2:15.868		DIFFERENCE : 0.499		
LAP	SECTOR 1	SECTOR 2	LAP TIME	MPH	DIFF	TIME OF DAY
1 -		58.671	2:23.944	54.52	8.076	17:15:52.044
2 -	1:21.092	58.068	2:19.160	56.39	3.292	17:18:11.204
3 -	1:19.201	<b>57.373</b>	2:16.574 (3)	57.46	0.706	17:20:27.778
4 -	<b>1:17.996</b>	58.495	2:16.491 (2)	57.49	0.623	17:22:44.269
5 -	1:18.375	57.493	<b>2:15.868 (1)</b>	<b>57.76</b>		<b>17:25:00.137</b>
6 -	1:19.507	57.431	2:16.938	57.31	1.070	17:27:17.075

P4 2		KEMP / AUSTIN		Moto Guzzi LE MANS -		
IDEAL LAP TIME : 2:16.426		BEST LAP TIME : 2:16.489		DIFFERENCE : 0.063		
LAP	SECTOR 1	SECTOR 2	LAP TIME	MPH	DIFF	TIME OF DAY
1 -		58.215	2:24.713	54.23	8.224	17:15:52.813
2 -	1:19.501	<b>57.795</b>	2:17.296 (3)	57.16	0.807	17:18:10.109
3 -	<b>1:18.631</b>	57.858	<b>2:16.489 (1)</b>	<b>57.49</b>		<b>17:20:26.598</b>
4 -	1:18.746	58.253	2:16.999 (2)	57.28	0.510	17:22:43.597
5 -	1:20.392	58.096	2:18.488	56.66	1.999	17:25:02.085
6 -	1:20.634	58.396	2:19.030	56.44	2.541	17:27:21.115

P5 96		WILKINS / CASTLE		BMW K100 -		
IDEAL LAP TIME : 2:19.128		BEST LAP TIME : 2:19.128		DIFFERENCE : 0.000		
LAP	SECTOR 1	SECTOR 2	LAP TIME	MPH	DIFF	TIME OF DAY
1 -		1:00.971	2:31.970	51.64	12.842	17:16:00.070
2 -	1:22.950	1:00.202	2:23.152	54.82	4.024	17:18:23.222
3 -	1:22.771	59.872	2:22.643 (3)	55.01	3.515	17:20:45.865
4 -	1:23.606	59.644	2:23.250	54.78	4.122	17:23:09.115
5 -	1:21.331	58.927	2:20.258 (2)	55.95	1.130	17:25:29.373
6 -	<b>1:21.190</b>	<b>57.938</b>	<b>2:19.128 (1)</b>	<b>56.40</b>		<b>17:27:48.501</b>

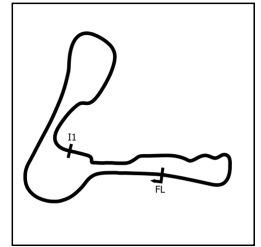
Weather / Track : Drizzle / Wet

Cadwell Park  
Circuit Length = 2.1800 miles  
Start: 17:13 Flag 17:26 End: 17:28

# International Sidecar Revival Meeting 2021

## British Historic BEARS Sidecars

### RACE 14 - SECTOR ANALYSIS



SECTOR 1 = FL to I1, SECTOR 2 = I1 to FL, DIFF = Difference To Personal Best Lap, P = Crossed Finish Line in Pit Lane, D = Time Disallowed

P6 66		BIRKETT / BIRKETT		BMW K100 -		
IDEAL LAP TIME : 2:21.255		BEST LAP TIME : 2:21.255		DIFFERENCE : 0.000		
LAP	SECTOR 1	SECTOR 2	LAP TIME	MPH	DIFF	TIME OF DAY
1 -		1:00.430	2:30.438	52.16	9.183	17:15:58.538
2 -	1:22.791	1:00.315	2:23.106 (2)	54.84	1.851	17:18:21.644
3 -	<b>1:21.417</b>	<b>59.838</b>	<b>2:21.255 (1)</b>	<b>55.55</b>		<b>17:20:42.899</b>
4 -	1:23.540	1:01.396	2:24.936	54.14	3.681	17:23:07.835
5 -	1:23.311	59.956	2:23.267 (3)	54.77	2.012	17:25:31.102
6 -	1:22.184	1:01.644	2:23.828	54.56	2.573	17:27:54.930

P7 28 R		HOLDEN / SALSURY		BMW K100 - Bahder Engineering		
IDEAL LAP TIME : 2:23.386		BEST LAP TIME : 2:24.034		DIFFERENCE : 0.648		
LAP	SECTOR 1	SECTOR 2	LAP TIME	MPH	DIFF	TIME OF DAY
1 -		<b>59.534</b>	2:27.999	53.02	3.965	17:15:56.099
2 -	<b>1:23.852</b>	1:00.182	<b>2:24.034 (1)</b>	<b>54.48</b>		<b>17:18:20.133</b>
3 -	1:24.932	1:00.312	2:25.244 (2)	54.03	1.210	17:20:45.377
4 -	1:25.344	1:00.702	2:26.046	53.73	2.012	17:23:11.423
5 -	1:24.535	1:01.138	2:25.673 (3)	53.87	1.639	17:25:37.096
6 -	1:25.140	1:03.721	2:28.861	52.72	4.827	17:28:05.957

P8 24		WHITE / PORTER		BMW K100 -		
IDEAL LAP TIME : 2:25.265		BEST LAP TIME : 2:25.265		DIFFERENCE : 0.000		
LAP	SECTOR 1	SECTOR 2	LAP TIME	MPH	DIFF	TIME OF DAY
1 -		1:01.856	2:37.658	49.77	12.393	17:16:05.758
2 -	1:25.012	1:03.373	2:28.385	52.88	3.120	17:18:34.143
3 -	1:26.055	1:03.493	2:29.548	52.47	4.283	17:21:03.691
4 -	1:24.652	1:01.730	2:26.382 (3)	53.61	1.117	17:23:30.073
5 -	<b>1:23.890</b>	<b>1:01.375</b>	<b>2:25.265 (1)</b>	<b>54.02</b>		<b>17:25:55.338</b>
6 -	1:24.076	1:02.072	2:26.148 (2)	53.69	0.883	17:28:21.486

P9 49		JONES / DUPLOCK		BMW K75 - Sidecar Radio		
IDEAL LAP TIME : 2:24.984		BEST LAP TIME : 2:25.114		DIFFERENCE : 0.130		
LAP	SECTOR 1	SECTOR 2	LAP TIME	MPH	DIFF	TIME OF DAY
1 -		1:01.819	2:35.758	50.38	10.644	17:16:03.858
2 -	1:28.813	1:02.469	2:31.282	51.87	6.168	17:18:35.140
3 -	1:25.681	1:02.838	2:28.519	52.84	3.405	17:21:03.659
4 -	1:25.403	1:02.740	2:28.143 (3)	52.97	3.029	17:23:31.802
5 -	1:24.415	<b>1:00.699</b>	<b>2:25.114 (1)</b>	<b>54.08</b>		<b>17:25:56.916</b>
6 -	<b>1:24.285</b>	1:01.001	2:25.286 (2)	54.01	0.172	17:28:22.202

P10 33		HEGARTY / TRITTON		BMW K100 -		
IDEAL LAP TIME : 2:15.526		BEST LAP TIME : 2:15.526		DIFFERENCE : 0.000		
LAP	SECTOR 1	SECTOR 2	LAP TIME	MPH	DIFF	TIME OF DAY
1 -		57.179	2:21.794 (3)	55.34	6.268	17:15:49.894
2 -	<b>1:18.874</b>	<b>56.652</b>	<b>2:15.526 (1)</b>	<b>57.90</b>		<b>17:18:05.420</b>
3 -	1:19.733	56.956	2:16.689 (2)	57.41	1.163	17:20:22.109

Weather / Track : Drizzle / Wet

Cadwell Park  
Circuit Length = 2.1800 miles  
Start: 17:13 Flag 17:26 End: 17:28

# International Sidecar Revival Meeting 2021

## British Historic BEARS Sidecars

### RACE 14 - BEST SECTORS

SECTOR 1			SECTOR 2			IDEAL / BEST COMPARISON						
POS	NO	NAME	TIME	NO	NAME	TIME	POS	NO	NAME	IDEAL	BEST	DIFF
									<b>PERFECT LAP</b>	<b>2:08.980</b>		
1	98	GAGG / HASE	1:13.923	25	WHITAKER / PAWSEY	55.057	1	98	GAGG / HASE	2:09.553	2:09.915	0.362
2	25	WHITAKER / PAWSEY	1:15.483	98	GAGG / HASE	55.630	2	25	WHITAKER / PAWSEY	2:10.540	2:10.850	0.310
3	82	HIGGINSON / MOFFAT	1:17.996	33	HEGARTY / TRITTON	56.652	3	82	HIGGINSON / MOFFAT	2:15.369	2:15.868	0.499
4	2	KEMP / AUSTIN	1:18.631	82	HIGGINSON / MOFFAT	57.373	4	33	HEGARTY / TRITTON	2:15.526	2:15.526	0.000
5	33	HEGARTY / TRITTON	1:18.874	2	KEMP / AUSTIN	57.795	5	2	KEMP / AUSTIN	2:16.426	2:16.489	0.063
6	96	WILKINS / CASTLE	1:21.190	96	WILKINS / CASTLE	57.938	6	96	WILKINS / CASTLE	2:19.128	2:19.128	0.000
7	66	BIRKETT / BIRKETT	1:21.417	28	HOLDEN / SALSBURY	59.534	7	66	BIRKETT / BIRKETT	2:21.255	2:21.255	0.000
8	28	HOLDEN / SALSBURY	1:23.852	66	BIRKETT / BIRKETT	59.838	8	28	HOLDEN / SALSBURY	2:23.386	2:24.034	0.648
9	24	WHITE / PORTER	1:23.890	49	JONES / DUPLOCK	1:00.699	9	49	JONES / DUPLOCK	2:24.984	2:25.114	0.130
10	49	JONES / DUPLOCK	1:24.285	24	WHITE / PORTER	1:01.375	10	24	WHITE / PORTER	2:25.265	2:25.265	0.000

Weather / Track : Drizzle / Wet

Results can be found at [www.tsl-timing.com](http://www.tsl-timing.com)

Cadwell Park  
Circuit Length = 2.1800 miles  
Start: 17:13 Flag 17:26 End: 17:28

Printed - 17:28 Sunday, 08 August 2021

# International Sidecar Revival Meeting 2021

## British Historic BEARS Sidecars

### RACE 14 - STATISTICS

**Competitors Started** 10  
**Planned Start** 2021-08-08 @ 16:28:00.000  
**Actual Start** 2021-08-08 @ 17:13:28.099  
**Finish Time** 2021-08-08 @ 17:26:37.663  
**Track Length** 2.1800mi.  
**Total Laps** 57  
**Total Distance Covered** 124.2610mi.

#### Session Fastest Lap History

NO	CL	NAME	LAP TIME	TIME OF DAY	LAP	VEHICLE
98		GAGG / HASE	<b>2:16.248</b>	17:15:44.359	1	BMW K100
98		GAGG / HASE	<b>2:11.311</b>	17:17:55.671	2	BMW K100
98		GAGG / HASE	<b>2:10.311</b>	17:20:05.982	3	BMW K100
98		GAGG / HASE	<b>2:09.915</b>	17:24:27.064	5	BMW K100

#### Session Leader History

NO	CL	NAME	FROM LAP	LAPS LED	DISTANCE	VEHICLE
98		GAGG / HASE	1	6	13.08 miles	BMW K100

#### Flag History

TYPE	TIME OF DAY
GREEN	17:13:28.099
FINISH	17:26:37.663

#### Flag Statistics

TYPE	COUNT	TOTAL LAPS	TOTAL TIME
Green	1	6	14:59.119
Red	0	0	0.000
Safety Car	0	0	0.000
FCY	0	0	0.000



# International Sidecar Revival Meeting 2021

## British Historic BEARS Sidecars

### RACE 14 - STATISTICS

**CLASS :**

9 Starters

#### Fastest Lap History

NO	NAME	LAP TIME	TIME OF DAY	LAP	VEHICLE
98	GAGG / HASE	<b>2:16.248</b>	17:15:44.359	1	BMW K100
98	GAGG / HASE	<b>2:11.311</b>	17:17:55.671	2	BMW K100
98	GAGG / HASE	<b>2:10.311</b>	17:20:05.982	3	BMW K100
98	GAGG / HASE	<b>2:09.915</b>	17:24:27.064	5	BMW K100

#### Leader History

NO	NAME	FROM LAP	LAPS LED	DISTANCE	VEHICLE
98	GAGG / HASE	1	6	13.08 miles	BMW K100

# International Sidecar Revival Meeting 2021

## British Historic BEARS Sidecars

### RACE 14 - STATISTICS

CLASS : R

1 Starters

#### Fastest Lap History

NO	NAME	LAP TIME	TIME OF DAY	LAP	VEHICLE
28	HOLDEN / SALSBURY	<b>2:27.999</b>	17:15:56.114	1	BMW K100
28	HOLDEN / SALSBURY	<b>2:24.034</b>	17:18:20.148	2	BMW K100

#### Leader History

NO	NAME	FROM LAP	LAPS LED	DISTANCE	VEHICLE
28	HOLDEN / SALSBURY	1	6	13.08 miles	BMW K100



FORMULA SIDECAR RACING ASSOCIATION

[www.fsra.org.uk](http://www.fsra.org.uk)



# ACU / FSRA BRITISH F2 SIDECAR CHAMPIONSHIP

**Cadwell Park**

**7<sup>th</sup> / 8<sup>th</sup> August 2021**



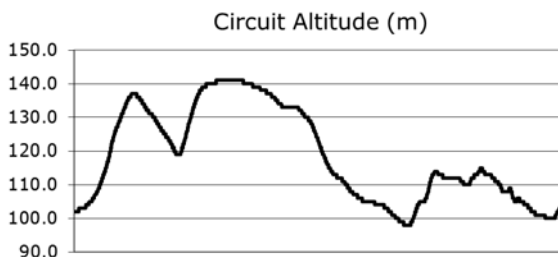
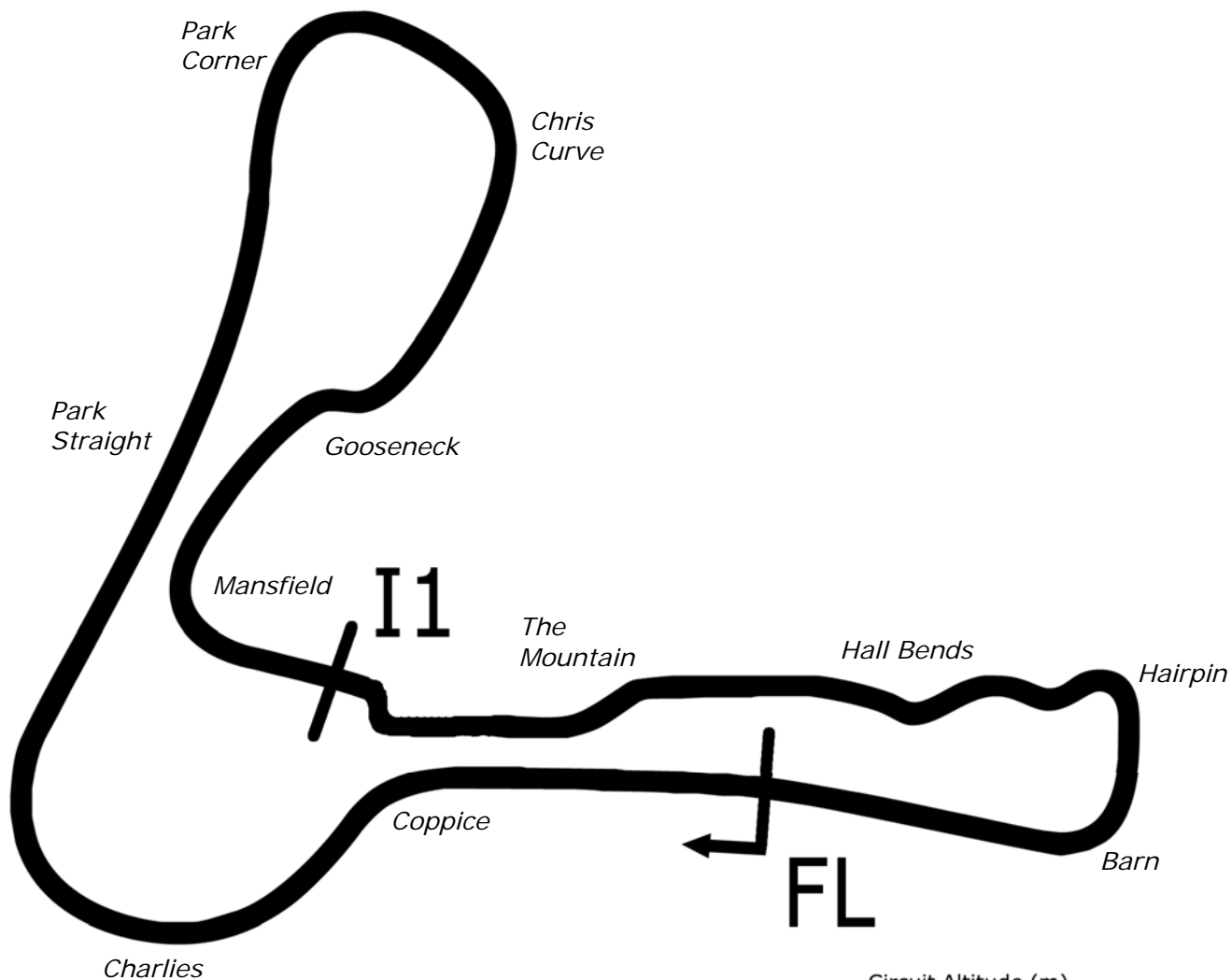
**SPORTS TIMING**

**TIMING SOLUTIONS LTD**

**Results Provided by Timing Solutions Ltd**

**[www.tsl-timing.com](http://www.tsl-timing.com)**

# Cadwell Park



Length	2.1800 miles	3508.4 m	
FL		53.31024 N	0.05940 W
I1	2330m	53.30708 N	0.06270 W
Pit Entry	3472m	53.31103 N	0.05889 W
Pit Exit	0m after FL	53.31030 N	0.05940 W
Pit Entry-Pit Exit 92m, 6.6s @50kph, 5.5s @60kph			

All results available at [www.tsl-timing.com](http://www.tsl-timing.com)



**International Sidecar Revival Meeting 2021**  
**FSRA British F2 Sidecar Championship**  
**SATURDAY FREE PRACTICE - CLASSIFICATION**

POS	NO	CL	PIC NAME	ENTRY	TIME	ON	LAPS	GAP	DIFF	MPH
1	72	SUP	1 FOUNDS / WALMSLEY	Rowtec LCF600 - Rowtec	1:38.162	6	7			79.95
2	45	CUP	1 PAYNE / WILKES	GP-F2 Yamaha - Dave Allen Racing	1:39.069	3	7	0.907	0.907	79.21
3	17	SUP	2 CRAWFORD / HARDIE	- Team ARC	1:39.467	7	7	1.305	0.398	78.90
4	99	SUP	3 RAMSDEN / RAMSDEN	- Ramsden Racing	1:40.804	4	7	2.642	1.337	77.85
5	44	SUP	4 FOUNDS / LOWTHER	LCR Yamaha - Cloud vapors	1:40.926	3	7	2.764	0.122	77.76
6	25	GST	1 GIBSON / MOORE	Shelbourne Suzuki - GDM Logistics	1:41.998	6	6	3.836	1.072	76.94
7	6	GST	2 BRYAN / HYDE	Baker Honda -	1:42.226	3	3	4.064	0.228	76.77
8	42	SUP	5 LOWTHER / ROSTRON	LCR Yamaha - AWB ENGINEERING	1:42.757	3	4	4.595	0.531	76.37
9	3	SUP	6 HARRISON / BINNS	Bellas Honda - Town Garage	1:43.066	3	5	4.904	0.309	76.14
10	26	CUP	2 ATKINSON / MIDDLETON	Bellas - CMS/RAF MSA	1:43.744	4	5	5.582	0.678	75.64
11	32	SUP	7 HORSPOLE / COLE	Shelbourne Honda - baker plant hire	1:43.835	3	3	5.673	0.091	75.58
12	27	CUP	3 STOCKTON / STOCKTON	LCR Suzuki - Dennis Menace Racing	1:44.180	6	6	6.018	0.345	75.33
13	8	CUP	4 ILARIA / SIMS	DDM - Powerhouse	1:44.379	3	7	6.217	0.199	75.18
14	71	CUP	5 SCHOFIELD / COLBROOK	Baker Honda -	1:46.522	6	7	8.360	2.143	73.67
15	117	CUP	6 SCHOFIELD / PAWSEY	Windle Suzuki - Witch eLiquid	1:47.109	5	6	8.947	0.587	73.27
16	23	CUP	7 HACKNEY / RYDER	C.E.S Suzuki - LPC / BAD MONKEY CONVERSIONS	1:47.730	3	3	9.568	0.621	72.84
17	39	CUP	8 MOORE / DODD	Ireson Honda - LBS Racing/Team Stannard	1:48.127	4	5	9.965	0.397	72.58
18	37	CUP	9 MORPHET / HALLIBURTON	LCR Suzuki -	1:48.757	3	7	10.595	0.630	72.16
19	95	GST	3 REMNANT / TILLEY	Lumley -	1:49.283	3	3	11.121	0.526	71.81
20	41	CUP	10 RILEY / JAMES	MR Equipe - Finecut Developments	1:49.383	4	6	11.221	0.100	71.74
21	54	CUP	11 ALTON / BROTHERTON	LCR Suzuki - OTC Dyno	1:49.622	3	6	11.460	0.239	71.59
22	19	CUP	12 DICKINSON / DICKINSON	Baker Suzuki - LD Engineering	1:51.302	2	2	13.140	1.680	70.51
23	7	SUP	8 JONES / GASH	LCR Suzuki - Lincoln Refrigeration	1:57.698	1	1	19.536	6.396	66.67

Weather / Track : Cloudy / Dry

These results are provisional until the conclusion of any judicial and technical matters.

Cadwell Park

Circuit Length = 2.1800 miles

Start: 10:54 Flag 11:06 End: 11:08

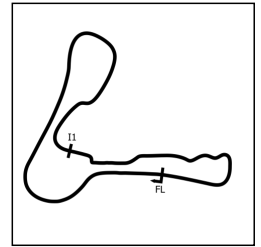
Clerk Of Course :	Stewards :	Timekeeper : Craig Smith
-------------------	------------	--------------------------

Results can be found at [www.tsl-timing.com](http://www.tsl-timing.com)

Printed - 11:08 Saturday, 07 August 2021



**International Sidecar Revival Meeting 2021**  
**FSRA British F2 Sidecar Championship**  
**SATURDAY FREE PRACTICE - SECTOR ANALYSIS**



SECTOR 1 = FL to I1, SECTOR 2 = I1 to FL, DIFF = Difference To Personal Best Lap, P = Crossed Finish Line in Pit Lane, D = Time Disallowed

P1		72 SUP		FOUND'S / WALMSLEY		Rowtec LCF600 - Rowtec	
IDEAL LAP TIME : 1:37.972		BEST LAP TIME : 1:38.162		DIFFERENCE : 0.190			
LAP	SECTOR 1	SECTOR 2	LAP TIME	MPH	DIFF	TIME OF DAY	
1 -	1:01.716	47.281	1:48.997	72.00	10.835	10:56:41.733	
2 -	58.525	42.060	1:40.585	78.02	2.423	10:58:22.318	
3 -	56.774	42.005	1:38.779 (2)	79.45	0.617	11:00:01.097	
4 -	58.263	<b>41.691</b>	1:39.954	78.51	1.792	11:01:41.051	
5 -	<b>56.281</b>	43.441	1:39.722	78.69	1.560	11:03:20.773	
6 -	56.424	41.738	<b>1:38.162 (1)</b>	<b>79.95</b>		<b>11:04:58.935</b>	
7 -	56.909	42.121	1:39.030 (3)	79.24	0.868	11:06:37.965	

P2		45 CUP		PAYNE / WILKES		GP-F2 Yamaha - Dave Allen Racing	
IDEAL LAP TIME : 1:38.370		BEST LAP TIME : 1:39.069		DIFFERENCE : 0.699			
LAP	SECTOR 1	SECTOR 2	LAP TIME	MPH	DIFF	TIME OF DAY	
1 -	1:02.362	44.019	1:46.381	73.77	7.312	10:56:42.694	
2 -	58.759	42.722	1:41.481 (2)	77.33	2.412	10:58:24.175	
3 -	57.155	<b>41.914</b>	<b>1:39.069 (1)</b>	<b>79.21</b>		<b>11:00:03.244</b>	
4 -	57.299	44.554	1:41.853	77.05	2.784	11:01:45.097	
5 -	57.100	44.731	1:41.831 (3)	77.06	2.762	11:03:26.928	
6 -	56.975	45.688	1:42.663	76.44	3.594	11:05:09.591	
7 -	<b>56.456</b>	45.390	1:41.846	77.05	2.777	11:06:51.437	

P3		17 SUP		CRAWFORD / HARDIE		- Team ARC	
IDEAL LAP TIME : 1:38.889		BEST LAP TIME : 1:39.467		DIFFERENCE : 0.578			
LAP	SECTOR 1	SECTOR 2	LAP TIME	MPH	DIFF	TIME OF DAY	
1 -	1:01.488	44.052	1:45.540	74.36	6.073	10:56:43.573	
2 -	1:00.799	42.932	1:43.731	75.65	4.264	10:58:27.304	
3 -	58.990	<b>42.012</b>	1:41.002	77.70	1.535	11:00:08.306	
4 -	58.916	42.704	1:41.620	77.22	2.153	11:01:49.926	
5 -	57.373	43.436	1:40.809 (3)	77.85	1.342	11:03:30.735	
6 -	58.344	42.214	1:40.558 (2)	78.04	1.091	11:05:11.293	
7 -	<b>56.877</b>	42.590	<b>1:39.467 (1)</b>	<b>78.90</b>		<b>11:06:50.760</b>	

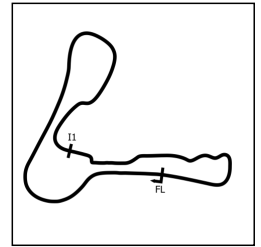
P4		99 SUP		RAMSDEN / RAMSDEN		- Ramsden Racing	
IDEAL LAP TIME : 1:40.804		BEST LAP TIME : 1:40.804		DIFFERENCE : 0.000			
LAP	SECTOR 1	SECTOR 2	LAP TIME	MPH	DIFF	TIME OF DAY	
1 -	1:04.689	45.735	1:50.424	71.07	9.620	10:56:28.663	
2 -	59.760	43.489	1:43.249	76.01	2.445	10:58:11.912	
3 -	58.707	43.773	1:42.480	76.58	1.676	10:59:54.392	
4 -	<b>58.208</b>	<b>42.596</b>	<b>1:40.804 (1)</b>	<b>77.85</b>		<b>11:01:35.196</b>	
5 -	58.507	43.006	1:41.513 (3)	77.31	0.709	11:03:16.709	
6 -	58.600	42.649	1:41.249 (2)	77.51	0.445	11:04:57.958	
7 -	58.313	43.437	1:41.750	77.13	0.946	11:06:39.708	

P5		44 SUP		FOUND'S / LOWTHER		LCR Yamaha - Cloud vapors	
IDEAL LAP TIME : 1:40.926		BEST LAP TIME : 1:40.926		DIFFERENCE : 0.000			
LAP	SECTOR 1	SECTOR 2	LAP TIME	MPH	DIFF	TIME OF DAY	
1 -	1:06.248	45.194	1:51.442	70.42	10.516	10:56:36.340	
2 -	1:00.110	43.491	1:43.601	75.75	2.675	10:58:19.941	
3 -	<b>58.399</b>	<b>42.527</b>	<b>1:40.926 (1)</b>	<b>77.76</b>		<b>11:00:00.867</b>	
4 -	59.397	43.069	1:42.466	76.59	1.540	11:01:43.333	
5 -	58.678	43.082	1:41.760 (3)	77.12	0.834	11:03:25.093	
6 -	58.522	42.869	1:41.391 (2)	77.40	0.465	11:05:06.484	
7 -	59.293	43.352	1:42.645	76.45	1.719	11:06:49.129	

Weather / Track : Cloudy / Dry

Cadwell Park  
 Circuit Length = 2.1800 miles  
 Start: 10:54 Flag 11:06 End: 11:08

**International Sidecar Revival Meeting 2021**  
**FSRA British F2 Sidecar Championship**  
**SATURDAY FREE PRACTICE - SECTOR ANALYSIS**



SECTOR 1 = FL to I1, SECTOR 2 = I1 to FL, DIFF = Difference To Personal Best Lap, P = Crossed Finish Line in Pit Lane, D = Time Disallowed

<b>P6 25 GST GIBSON / MOORE</b>		Shelbourne Suzuki - GDM Logistics				
IDEAL LAP TIME : 1:41.838		BEST LAP TIME : 1:41.998		DIFFERENCE : 0.160		
LAP	SECTOR 1	SECTOR 2	LAP TIME	MPH	DIFF	TIME OF DAY
1 -	1:03.867	45.700	1:49.567	71.62	7.569	10:56:28.161
2 -	59.694	43.672	1:43.366	75.92	1.368	10:58:11.527
3 -	58.852	44.414	1:43.266	75.99	1.268	10:59:54.793
4 -	<b>58.766</b>	43.503	1:42.269 (2)	76.73	0.271	11:01:37.062
5 -	59.093	43.488	1:42.581 (3)	76.50	0.583	11:03:19.643
6 -	58.926	<b>43.072</b>	<b>1:41.998 (1)</b>	<b>76.94</b>		<b>11:05:01.641</b>

<b>P7 6 GST BRYAN / HYDE</b>		Baker Honda -				
IDEAL LAP TIME : 1:41.737		BEST LAP TIME : 1:42.226		DIFFERENCE : 0.489		
LAP	SECTOR 1	SECTOR 2	LAP TIME	MPH	DIFF	TIME OF DAY
1 -	1:03.472	45.644	1:49.116 (3)	71.92	6.890	10:56:29.067
2 -	1:00.413	<b>43.294</b>	1:43.707 (2)	75.67	1.481	10:58:12.774
3 -	<b>58.443</b>	43.783	<b>1:42.226 (1)</b>	<b>76.77</b>		<b>10:59:55.000</b>

<b>P8 42 SUP LOWTHER / ROSTRON</b>		LCR Yamaha - AWB ENGINEERING				
IDEAL LAP TIME : 1:42.546		BEST LAP TIME : 1:42.757		DIFFERENCE : 0.211		
LAP	SECTOR 1	SECTOR 2	LAP TIME	MPH	DIFF	TIME OF DAY
1 -	1:01.572	44.171	1:45.743	74.21	2.986	10:56:22.414
2 -	59.720	<b>43.586</b>	1:43.306 (2)	75.96	0.549	10:58:05.720
3 -	<b>58.960</b>	43.797	<b>1:42.757 (1)</b>	<b>76.37</b>		<b>10:59:48.477</b>
4 -	59.313	44.494	1:43.807 (3)	75.60	1.050	11:01:32.284

<b>P9 3 SUP HARRISON / BINNS</b>		Bellas Honda - Town Garage				
IDEAL LAP TIME : 1:42.691		BEST LAP TIME : 1:43.066		DIFFERENCE : 0.375		
LAP	SECTOR 1	SECTOR 2	LAP TIME	MPH	DIFF	TIME OF DAY
1 -	1:04.255	45.595	1:49.850	71.44	6.784	10:56:36.021
2 -	59.982	43.845	1:43.827	75.58	0.761	10:58:19.848
3 -	59.537	<b>43.529</b>	<b>1:43.066 (1)</b>	<b>76.14</b>		<b>11:00:02.914</b>
4 -	<b>59.162</b>	44.099	1:43.261 (2)	76.00	0.195	11:01:46.175
5 -	59.474	43.907	1:43.381 (3)	75.91	0.315	11:03:29.556

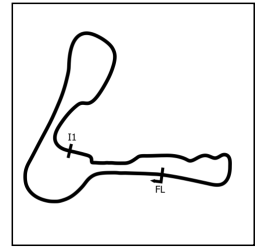
<b>P10 26 CUP ATKINSON / MIDDLETON</b>		Bellas - CMS/RAF MSA				
IDEAL LAP TIME : 1:43.045		BEST LAP TIME : 1:43.744		DIFFERENCE : 0.699		
LAP	SECTOR 1	SECTOR 2	LAP TIME	MPH	DIFF	TIME OF DAY
1 -	1:02.768	47.878	1:50.646	70.92	6.902	10:56:42.166
2 -	1:01.779	44.449	1:46.228	73.87	2.484	10:58:28.394
3 -	1:00.081	<b>43.699</b>	1:43.780 (2)	75.62	0.036	11:00:12.174
4 -	<b>59.346</b>	44.398	<b>1:43.744 (1)</b>	<b>75.64</b>		<b>11:01:55.918</b>
5 -	59.673	44.285	1:43.958 (3)	75.49	0.214	11:03:39.876

<b>P11 32 SUP HORSPOLE / COLE</b>		Shelbourne Honda - baker plant hire				
IDEAL LAP TIME : 1:43.835		BEST LAP TIME : 1:43.835		DIFFERENCE : 0.000		
LAP	SECTOR 1	SECTOR 2	LAP TIME	MPH	DIFF	TIME OF DAY
1 -	1:04.641	46.442	1:51.083 (3)	70.65	7.248	10:56:38.779
2 -	1:01.032	44.243	1:45.275 (2)	74.54	1.440	10:58:24.054
3 -	<b>59.779</b>	<b>44.056</b>	<b>1:43.835 (1)</b>	<b>75.58</b>		<b>11:00:07.889</b>

Weather / Track : Cloudy / Dry

Cadwell Park  
 Circuit Length = 2.1800 miles  
 Start: 10:54 Flag 11:06 End: 11:08

**International Sidecar Revival Meeting 2021**  
**FSRA British F2 Sidecar Championship**  
**SATURDAY FREE PRACTICE - SECTOR ANALYSIS**



SECTOR 1 = FL to I1, SECTOR 2 = I1 to FL, DIFF = Difference To Personal Best Lap, P = Crossed Finish Line in Pit Lane, D = Time Disallowed

<b>P12 27 CUP STOCKTON / STOCKTON</b>		LCR Suzuki - Dennis Menace Racing				
IDEAL LAP TIME : 1:42.980		BEST LAP TIME : 1:44.180		DIFFERENCE : 1.200		
LAP	SECTOR 1	SECTOR 2	LAP TIME	MPH	DIFF	TIME OF DAY
1 -	1:04.496	45.627	1:50.123	71.26	5.943	10:56:44.092
2 -	1:02.079	46.619	1:48.698	72.20	4.518	10:58:32.790
3 -	1:01.441	44.216	1:45.657	74.27	1.477	11:00:18.447
4 -	<b>59.498</b>	45.239	1:44.737 (3)	74.93	0.557	11:02:03.184
5 -	1:00.737	<b>43.482</b>	1:44.219 (2)	75.30	0.039	11:03:47.403
6 -	59.861	44.319	<b>1:44.180 (1)</b>	<b>75.33</b>		<b>11:05:31.583</b>

<b>P13 8 CUP ILARIA / SIMS</b>		DDM - Powerhouse				
IDEAL LAP TIME : 1:44.379		BEST LAP TIME : 1:44.379		DIFFERENCE : 0.000		
LAP	SECTOR 1	SECTOR 2	LAP TIME	MPH	DIFF	TIME OF DAY
1 -	1:03.319	45.490	1:48.809	72.12	4.430	10:56:30.305
2 -	1:00.415	44.441	1:44.856 (3)	74.84	0.477	10:58:15.161
3 -	<b>1:00.240</b>	<b>44.139</b>	<b>1:44.379 (1)</b>	<b>75.18</b>		<b>10:59:59.540</b>
4 -	1:00.386	45.063	1:45.449	74.42	1.070	11:01:44.989
5 -	1:01.101	44.325	1:45.426	74.44	1.047	11:03:30.415
6 -	1:00.531	46.455	1:46.986	73.35	2.607	11:05:17.401
7 -	1:00.373	44.201	1:44.574 (2)	75.04	0.195	11:07:01.975

<b>P14 71 CUP SCHOFIELD / COLBROOK</b>		Baker Honda -				
IDEAL LAP TIME : 1:46.495		BEST LAP TIME : 1:46.522		DIFFERENCE : 0.027		
LAP	SECTOR 1	SECTOR 2	LAP TIME	MPH	DIFF	TIME OF DAY
1 -	1:05.527	45.376	1:50.903	70.76	4.381	10:56:45.498
2 -	1:02.350	47.027	1:49.377	71.75	2.855	10:58:34.875
3 -	1:01.658	45.780	1:47.438	73.04	0.916	11:00:22.313
4 -	<b>1:01.545</b>	45.138	1:46.683 (2)	73.56	0.161	11:02:08.996
5 -	1:02.518	46.684	1:49.202	71.86	2.680	11:03:58.198
6 -	1:01.572	<b>44.950</b>	<b>1:46.522 (1)</b>	<b>73.67</b>		<b>11:05:44.720</b>
7 -	1:01.549	45.767	1:47.316 (3)	73.13	0.794	11:07:32.036

<b>P15 117 CUP SCHOFIELD / PAWSEY</b>		Windle Suzuki - Witch eLiquid				
IDEAL LAP TIME : 1:46.675		BEST LAP TIME : 1:47.109		DIFFERENCE : 0.434		
LAP	SECTOR 1	SECTOR 2	LAP TIME	MPH	DIFF	TIME OF DAY
1 -	1:08.783	50.688	1:59.471	65.69	12.362	10:57:03.170
2 -	1:04.103	47.013	1:51.116	70.62	4.007	10:58:54.286
3 -	1:04.092	46.236	1:50.328	71.13	3.219	11:00:44.614
4 -	1:01.995	45.497	1:47.492 (2)	73.01	0.383	11:02:32.106
5 -	<b>1:01.514</b>	45.595	<b>1:47.109 (1)</b>	<b>73.27</b>		<b>11:04:19.215</b>
6 -	1:03.087	<b>45.161</b>	1:48.248 (3)	72.50	1.139	11:06:07.463

<b>P16 23 CUP HACKNEY / RYDER</b>		C.E.S Suzuki - LPC / BAD MONKEY CONVERSIONS				
IDEAL LAP TIME : 1:46.884		BEST LAP TIME : 1:47.730		DIFFERENCE : 0.846		
LAP	SECTOR 1	SECTOR 2	LAP TIME	MPH	DIFF	TIME OF DAY
1 -	1:04.941	46.478	1:51.419 (3)	70.43	3.689	10:56:38.500
2 -	1:02.287	<b>45.624</b>	1:47.911 (2)	72.72	0.181	10:58:26.411
3 -	1:01.966	45.764	<b>1:47.730 (1)</b>	<b>72.84</b>		<b>11:00:14.141</b>

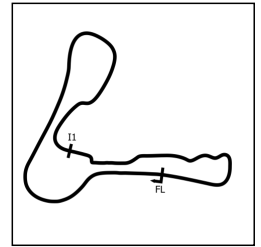
<b>P17 39 CUP MOORE / DODD</b>		Ireson Honda - LBS Racing/Team Stannard				
IDEAL LAP TIME : 1:48.103		BEST LAP TIME : 1:48.127		DIFFERENCE : 0.024		
LAP	SECTOR 1	SECTOR 2	LAP TIME	MPH	DIFF	TIME OF DAY
1 -	1:05.069	47.485	1:52.554	69.72	4.427	10:56:41.211
2 -	1:04.353	45.890	1:50.243 (3)	71.18	2.116	10:58:31.454
3 -	1:02.360	46.743	1:49.103 (2)	71.93	0.976	11:00:20.557
4 -	1:02.365	<b>45.762</b>	<b>1:48.127 (1)</b>	<b>72.58</b>		<b>11:02:08.684</b>
5 -	<b>1:02.341</b>	48.133	1:50.474	71.03	2.347	11:03:59.158

Weather / Track : Cloudy / Dry

Cadwell Park  
 Circuit Length = 2.1800 miles  
 Start: 10:54 Flag 11:06 End: 11:08



**International Sidecar Revival Meeting 2021**  
**FSRA British F2 Sidecar Championship**  
**SATURDAY FREE PRACTICE - SECTOR ANALYSIS**



SECTOR 1 = FL to I1, SECTOR 2 = I1 to FL, DIFF = Difference To Personal Best Lap, P = Crossed Finish Line in Pit Lane, D = Time Disallowed

<b>P18 37 CUP MORPHET / HALLIBURTON</b>		LCR Suzuki -				
IDEAL LAP TIME : 1:48.694		BEST LAP TIME : 1:48.757				
		DIFFERENCE : 0.063				
LAP	SECTOR 1	SECTOR 2	LAP TIME	MPH	DIFF	TIME OF DAY
1 -	1:05.384	46.244	1:51.628	70.30	2.871	10:56:46.914
2 -	1:02.920	<b>46.050</b>	1:48.970 (3)	72.02	0.213	10:58:35.884
3 -	<b>1:02.644</b>	46.113	<b>1:48.757 (1)</b>	<b>72.16</b>		<b>11:00:24.641</b>
4 -	1:02.745	46.128	1:48.873 (2)	72.08	0.116	11:02:13.514
5 -	1:02.725	46.837	1:49.562	71.63	0.805	11:04:03.076
6 -	1:03.558	48.660	1:52.218	69.93	3.461	11:05:55.294
7 -	1:04.481	47.042	1:51.523	70.37	2.766	11:07:46.817

<b>P19 95 GST REMNANT / TILLEY</b>		Lumley -				
IDEAL LAP TIME : 1:49.283		BEST LAP TIME : 1:49.283				
		DIFFERENCE : 0.000				
LAP	SECTOR 1	SECTOR 2	LAP TIME	MPH	DIFF	TIME OF DAY
1 -	1:06.057	47.817	1:53.874 (3)	68.91	4.591	10:56:59.255
2 -	1:02.665	47.004	1:49.669 (2)	71.56	0.386	10:58:48.924
3 -	<b>1:02.623</b>	<b>46.660</b>	<b>1:49.283 (1)</b>	<b>71.81</b>		<b>11:00:38.207</b>

<b>P20 41 CUP RILEY / JAMES</b>		MR Equipe - Finecut Developments				
IDEAL LAP TIME : 1:49.383		BEST LAP TIME : 1:49.383				
		DIFFERENCE : 0.000				
LAP	SECTOR 1	SECTOR 2	LAP TIME	MPH	DIFF	TIME OF DAY
1 -	1:09.903	48.116	1:58.019	66.49	8.636	10:56:59.993
2 -	1:06.303	49.282	1:55.585	67.89	6.202	10:58:55.578
3 -	1:04.662	47.525	1:52.187 (3)	69.95	2.804	11:00:47.765
4 -	<b>1:02.953</b>	<b>46.430</b>	<b>1:49.383 (1)</b>	<b>71.74</b>		<b>11:02:37.148</b>
5 -	1:03.802	47.860	1:51.662 (2)	70.28	2.279	11:04:28.810
6 -	1:03.799	53.347	1:57.146	66.99	7.763	11:06:25.956

<b>P21 54 CUP ALTON / BROTHERTON</b>		LCR Suzuki - OTC Dyno				
IDEAL LAP TIME : 1:49.544		BEST LAP TIME : 1:49.622				
		DIFFERENCE : 0.078				
LAP	SECTOR 1	SECTOR 2	LAP TIME	MPH	DIFF	TIME OF DAY
1 -	1:05.708	47.799	1:53.507	69.14	3.885	10:56:41.106
2 -	1:04.807	<b>46.555</b>	1:51.362	70.47	1.740	10:58:32.468
3 -	<b>1:02.989</b>	46.633	<b>1:49.622 (1)</b>	<b>71.59</b>		<b>11:00:22.090</b>
4 -	1:03.243	47.010	1:50.253 (2)	71.18	0.631	11:02:12.343
5 -	1:03.472	47.060	1:50.532 (3)	71.00	0.910	11:04:02.875
6 -	1:03.420	48.317	1:51.737	70.23	2.115	11:05:54.612

<b>P22 19 CUP DICKINSON / DICKINSON</b>		Baker Suzuki - LD Engineering				
IDEAL LAP TIME : 1:51.104		BEST LAP TIME : 1:51.302				
		DIFFERENCE : 0.198				
LAP	SECTOR 1	SECTOR 2	LAP TIME	MPH	DIFF	TIME OF DAY
1 -	1:06.113	<b>47.441</b>	1:53.554 (2)	69.11	2.252	10:56:43.671
2 -	<b>1:03.663</b>	47.639	<b>1:51.302 (1)</b>	<b>70.51</b>		<b>10:58:34.973</b>

<b>P23 7 SUP JONES / GASH</b>		LCR Suzuki - Lincoln Refrigeration				
IDEAL LAP TIME :		BEST LAP TIME : 1:57.698				
		DIFFERENCE :				
LAP	SECTOR 1	SECTOR 2	LAP TIME	MPH	DIFF	TIME OF DAY
1 -			<b>1:57.698 (1)</b>	<b>66.67</b>		<b>10:56:58.666</b>

Weather / Track : Cloudy / Dry

Cadwell Park  
 Circuit Length = 2.1800 miles  
 Start: 10:54 Flag 11:06 End: 11:08

# International Sidecar Revival Meeting 2021

## FSRA British F2 Sidecar Championship

### SATURDAY FREE PRACTICE - BEST SECTORS

SECTOR 1			SECTOR 2			IDEAL / BEST COMPARISON						
POS	NO	NAME	TIME	NO	NAME	TIME	POS	NO	NAME	IDEAL	BEST	DIFF
									<b>PERFECT LAP</b>	<b>1:37.972</b>		
1	72	FOUND / WALMSLEY	<b>56.281</b>	72	FOUND / WALMSLEY	<b>41.691</b>	1	72	FOUND / WALMSLE	1:37.972	1:38.162	<b>0.190</b>
2	45	PAYNE / WILKES	<b>56.456</b>	45	PAYNE / WILKES	<b>41.914</b>	2	45	PAYNE / WILKES	1:38.370	1:39.069	<b>0.699</b>
3	17	CRAWFORD / HARDIE	<b>56.877</b>	17	CRAWFORD / HARDIE	<b>42.012</b>	3	17	CRAWFORD / HARDI	1:38.889	1:39.467	<b>0.578</b>
4	99	RAMSDEN / RAMSDEN	<b>58.208</b>	44	FOUND / LOWTHER	<b>42.527</b>	4	99	RAMSDEN / RAMSDE	1:40.804	1:40.804	<b>0.000</b>
5	44	FOUND / LOWTHER	<b>58.399</b>	99	RAMSDEN / RAMSDEN	<b>42.596</b>	5	44	FOUND / LOWTHER	1:40.926	1:40.926	<b>0.000</b>
6	6	BRYAN / HYDE	<b>58.443</b>	25	GIBSON / MOORE	<b>43.072</b>	6	6	BRYAN / HYDE	1:41.737	1:42.226	<b>0.489</b>
7	25	GIBSON / MOORE	<b>58.766</b>	6	BRYAN / HYDE	<b>43.294</b>	7	25	GIBSON / MOORE	1:41.838	1:41.998	<b>0.160</b>
8	42	LOWTHER / ROSTRON	<b>58.960</b>	27	STOCKTON / STOCKTON	<b>43.482</b>	8	42	LOWTHER / ROSTRC	1:42.546	1:42.757	<b>0.211</b>
9	3	HARRISON / BINNS	<b>59.162</b>	3	HARRISON / BINNS	<b>43.529</b>	9	3	HARRISON / BINNS	1:42.691	1:43.066	<b>0.375</b>
10	26	ATKINSON / MIDDLETON	<b>59.346</b>	42	LOWTHER / ROSTRON	<b>43.586</b>	10	27	STOCKTON / STOCK	1:42.980	1:44.180	<b>1.200</b>
11	27	STOCKTON / STOCKTON	<b>59.498</b>	26	ATKINSON / MIDDLETON	<b>43.699</b>	11	26	ATKINSON / MIDDLE	1:43.045	1:43.744	<b>0.699</b>
12	32	HORSPOLE / COLE	<b>59.779</b>	32	HORSPOLE / COLE	<b>44.056</b>	12	32	HORSPOLE / COLE	1:43.835	1:43.835	<b>0.000</b>
13	8	ILARIA / SIMS	<b>1:00.240</b>	8	ILARIA / SIMS	<b>44.139</b>	13	8	ILARIA / SIMS	1:44.379	1:44.379	<b>0.000</b>
14	23	HACKNEY / RYDER	<b>1:01.260</b>	71	SCHOFIELD / COLBROOK	<b>44.950</b>	14	71	SCHOFIELD / COLBR	1:46.495	1:46.522	<b>0.027</b>
15	117	SCHOFIELD / PAWSEY	<b>1:01.514</b>	117	SCHOFIELD / PAWSEY	<b>45.161</b>	15	117	SCHOFIELD / PAWSE	1:46.675	1:47.109	<b>0.434</b>
16	71	SCHOFIELD / COLBROOK	<b>1:01.545</b>	23	HACKNEY / RYDER	<b>45.624</b>	16	23	HACKNEY / RYDER	1:46.884	1:47.730	<b>0.846</b>
17	39	MOORE / DODD	<b>1:02.341</b>	39	MOORE / DODD	<b>45.762</b>	17	39	MOORE / DODD	1:48.103	1:48.127	<b>0.024</b>
18	95	REMNANT / TILLEY	<b>1:02.623</b>	37	MORPHET / HALLIBURTON	<b>46.050</b>	18	37	MORPHET / HALLIBU	1:48.694	1:48.757	<b>0.063</b>
19	37	MORPHET / HALLIBURTON	<b>1:02.644</b>	41	RILEY / JAMES	<b>46.430</b>	19	95	REMNANT / TILLEY	1:49.283	1:49.283	<b>0.000</b>
20	41	RILEY / JAMES	<b>1:02.953</b>	54	ALTON / BROTHERTON	<b>46.555</b>	20	41	RILEY / JAMES	1:49.383	1:49.383	<b>0.000</b>
21	54	ALTON / BROTHERTON	<b>1:02.989</b>	95	REMNANT / TILLEY	<b>46.660</b>	21	54	ALTON / BROTHERT	1:49.544	1:49.622	<b>0.078</b>
22	19	DICKINSON / DICKINSON	<b>1:03.663</b>	19	DICKINSON / DICKINSON	<b>47.441</b>	22	19	DICKINSON / DICKIN	1:51.104	1:51.302	<b>0.198</b>
23							23	7	JONES / GASH		1:57.698	

Weather / Track : Cloudy / Dry

Results can be found at [www.tsl-timing.com](http://www.tsl-timing.com)

Cadwell Park  
 Circuit Length = 2.1800 miles  
 Start: 10:54 Flag 11:06 End: 11:08

Printed - 11:08 Saturday, 07 August 2021

**International Sidecar Revival Meeting 2021**  
**FSRA British F2 Sidecar Championship**  
**SATURDAY FREE PRACTICE - STATISTICS**

**Competitors Started** 23  
**Planned Start** 2021-08-07 @ 10:57:00.000  
**Actual Start** 2021-08-07 @ 10:54:09.414  
**Finish Time** 2021-08-07 @ 11:06:19.753  
**Track Length** 2.1800mi.  
**Total Laps** 120  
**Total Distance Covered** 261.6022mi.

**Session Fastest Lap History**

NO	CL	NAME	LAP TIME	TIME OF DAY	LAP	VEHICLE
42	SUP	LOWTHER / ROSTRON	1:45.743	10:56:22.431	1	LCR Yamaha
17	SUP	CRAWFORD / HARDIE	1:45.540	10:56:43.590	1	
42	SUP	LOWTHER / ROSTRON	1:43.306	10:58:05.736	2	LCR Yamaha
99	SUP	RAMSDEN / RAMSDEN	1:43.249	10:58:11.930	2	
72	SUP	FOUND / WALMSLEY	1:40.585	10:58:22.335	2	Rowtec LCF600
72	SUP	FOUND / WALMSLEY	1:38.779	11:00:01.114	3	Rowtec LCF600
72	SUP	FOUND / WALMSLEY	1:38.162	11:04:58.952	6	Rowtec LCF600

**Flag History**

TYPE	TIME OF DAY
GREEN	10:54:09.414
FINISH	11:06:19.753

**Flag Statistics**

TYPE	COUNT	TOTAL LAPS	TOTAL TIME
Green	1	7	13:52.890
Red	0	0	0.000
Safety Car	0	0	0.000
FCY	0	0	0.000

Weather / Track : Cloudy / Dry

**International Sidecar Revival Meeting 2021**  
**FSRA British F2 Sidecar Championship**  
**SATURDAY FREE PRACTICE - STATISTICS**

**CLASS : SUP**

**8 Starters**

**Fastest Lap History**

NO	NAME	LAP TIME	TIME OF DAY	LAP	VEHICLE
42	LOWTHER / ROSTRON	1:45.743	10:56:22.431	1	LCR Yamaha
17	CRAWFORD / HARDIE	1:45.540	10:56:43.590	1	
42	LOWTHER / ROSTRON	1:43.306	10:58:05.736	2	LCR Yamaha
99	RAMSDEN / RAMSDEN	1:43.249	10:58:11.930	2	
72	FOUND S / WALMSLEY	1:40.585	10:58:22.335	2	Rowtec LCF600
72	FOUND S / WALMSLEY	1:38.779	11:00:01.114	3	Rowtec LCF600
72	FOUND S / WALMSLEY	1:38.162	11:04:58.952	6	Rowtec LCF600

**Weather / Track : Cloudy / Dry**

**Results can be found at [www.tsl-timing.com](http://www.tsl-timing.com)**

**Page 2 of 4**

Cadwell Park  
Circuit Length = 2.1800 miles  
Start: 10:54 Flag 11:06 End: 11:08

*Printed - 11:08 Saturday, 07 August 2021*

**International Sidecar Revival Meeting 2021**  
**FSRA British F2 Sidecar Championship**  
**SATURDAY FREE PRACTICE - STATISTICS**

**CLASS : GST**

**3 Starters**

**Fastest Lap History**

NO	NAME	LAP TIME	TIME OF DAY	LAP	VEHICLE
25	GIBSON / MOORE	1:49.567	10:56:28.179	1	Shelbourne Suzuki
6	BRYAN / HYDE	1:49.116	10:56:29.085	1	Baker Honda
25	GIBSON / MOORE	1:43.366	10:58:11.545	2	Shelbourne Suzuki
25	GIBSON / MOORE	1:43.266	10:59:54.811	3	Shelbourne Suzuki
6	BRYAN / HYDE	1:42.226	10:59:55.018	3	Baker Honda
25	GIBSON / MOORE	1:41.998	11:05:01.660	6	Shelbourne Suzuki

**Weather / Track : Cloudy / Dry**

**Results can be found at [www.tsl-timing.com](http://www.tsl-timing.com)**

**Page 3 of 4**

Cadwell Park  
Circuit Length = 2.1800 miles  
Start: 10:54 Flag 11:06 End: 11:08

*Printed - 11:08 Saturday, 07 August 2021*

**International Sidecar Revival Meeting 2021**  
**FSRA British F2 Sidecar Championship**  
**SATURDAY FREE PRACTICE - STATISTICS**

**CLASS : CUP**

12 Starters

**Fastest Lap History**

NO	NAME	LAP TIME	TIME OF DAY	LAP	VEHICLE
8	ILARIA / SIMS	<b>1:48.809</b>	10:56:30.334	1	DDM
45	PAYNE / WILKES	<b>1:46.381</b>	10:56:42.710	1	GP-F2 Yamaha
8	ILARIA / SIMS	<b>1:44.856</b>	10:58:15.189	2	DDM
45	PAYNE / WILKES	<b>1:41.481</b>	10:58:24.191	2	GP-F2 Yamaha
45	PAYNE / WILKES	<b>1:39.069</b>	11:00:03.261	3	GP-F2 Yamaha

**Weather / Track : Cloudy / Dry**

Results can be found at [www.tsl-timing.com](http://www.tsl-timing.com)

Page 4 of 4

Cadwell Park  
Circuit Length = 2.1800 miles  
Start: 10:54 Flag 11:06 End: 11:08

Printed - 11:08 Saturday, 07 August 2021



## International Sidecar Revival Meeting 2021

## FSRA British F2 Sidecar Championship

## QUALIFYING - CLASSIFICATION

POS	NO	CL	PIC NAME	ENTRY	TIME	ON	LAPS	GAP	DIFF	MPH
1	72	SUP	1 P. FOUNDS / WALMSLEY	Rowtec LCF600 - Rowtec	1:37.402	4	6			80.57
2	45	CUP	1 PAYNE / WILKES	GP-F2 Yamaha - Dave Allen Racing	1:37.532	6	6	0.130	0.130	80.46
3	17	SUP	2 CRAWFORD / HARDIE	- Team ARC	1:38.702	5	7	1.300	1.170	79.51
4	44	SUP	3 A. FOUNDS / LOWTHER	LCR Yamaha - Cloud vapors	1:39.603	5	7	2.201	0.901	78.79
5	6	GST	1 BRYAN / HYDE	Baker Honda -	1:40.801	4	5	3.399	1.198	77.85
6	99	SUP	4 RAMSDEN / RAMSDEN	- Ramsden Racing	1:40.894	4	5	3.492	0.093	77.78
7	25	GST	2 GIBSON / MOORE	Shelbourne Suzuki - GDM Logistics	1:41.309	7	7	3.907	0.415	77.46
8	3	SUP	5 HARRISON / BINNS	Bellas Honda - Town Garage	1:41.854	5	7	4.452	0.545	77.05
9	42	SUP	6 LOWTHER / ROSTRON	LCR Yamaha - AWB ENGINEERING	1:42.379	6	7	4.977	0.525	76.65
10	26	CUP	2 ATKINSON / MIDDLETON	Bellas - CMS/RAF MSA	1:42.851	5	5	5.449	0.472	76.30
11	27	CUP	3 STOCKTON / STOCKTON	LCR Suzuki - Dennis Menace Racing	1:42.966	3	7	5.564	0.115	76.21
12	32	SUP	7 HORSPOLE / COLE	Shelbourne Honda - baker plant hire	1:43.659	4	6	6.257	0.693	75.71
13	8	CUP	4 ILARIA / SIMS	DDM - Powerhouse	1:44.215	5	7	6.813	0.556	75.30
14	71	CUP	5 C. SCHOFIELD / COLBROOK	Baker Honda -	1:44.842	3	7	7.440	0.627	74.85
15	117	CUP	6 D. SCHOFIELD / PAWSEY	Windle Suzuki - Witch eLiquid	1:45.936	7	7	8.534	1.094	74.08
16	23	CUP	7 HACKNEY / RYDER	C.E.S Suzuki - LPC / BAD MONKEY CONVERSIONS	1:46.110	2	6	8.708	0.174	73.96
17	41	CUP	8 RILEY / JAMES	MR Equipe - Finecut Developments	1:47.253	4	6	9.851	1.143	73.17
18	37	CUP	9 MORPHET / HALLIBURTON	LCR Suzuki -	1:47.673	5	6	10.271	0.420	72.88
19	39	CUP	10 MOORE / DODD	Ireson Honda - LBS Racing/Team Stannard	1:47.684	3	6	10.282	0.011	72.88
20	54	CUP	11 ALTON / BROTHERTON	LCR Suzuki - OTC Dyno	1:47.723	4	7	10.321	0.039	72.85
21	95	GST	3 REMNANT / TILLEY	Lumley -	1:48.199	5	5	10.797	0.476	72.53
22	7	SUP	8 JONES / GASH	LCR Suzuki - Lincoln Refrigeration	1:50.598	5	5	13.196	2.399	70.96
23	19	CUP	12 DICKINSON / DICKINSON	Baker Suzuki - LD Engineering	1:55.783	1	1	18.381	5.185	67.78

Weather / Track : Overcast / Dry

These results are provisional until the conclusion of any judicial and technical matters.

Cadwell Park

Circuit Length = 2.1800 miles

Start: 13:56 Flag 14:08 End: 14:10

Clerk Of Course :	Stewards :	Timekeeper : Craig Smith
-------------------	------------	--------------------------

Results can be found at [www.tsl-timing.com](http://www.tsl-timing.com)

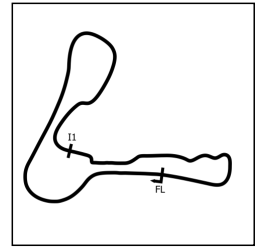
Printed - 14:10 Saturday, 07 August 2021



# International Sidecar Revival Meeting 2021

## FSRA British F2 Sidecar Championship

### QUALIFYING - SECTOR ANALYSIS



SECTOR 1 = FL to I1, SECTOR 2 = I1 to FL, DIFF = Difference To Personal Best Lap, P = Crossed Finish Line in Pit Lane, D = Time Disallowed

P1		72 SUP		P. FOUNDS / WALMSLEY		Rowtec LCF600 - Rowtec	
IDEAL LAP TIME : 1:37.402		BEST LAP TIME : 1:37.402		DIFFERENCE : 0.000			
LAP	SECTOR 1	SECTOR 2	LAP TIME	MPH	DIFF	TIME OF DAY	
1 -	1:09.689	44.225	1:53.914	68.89	16.512	14:00:22.679	
2 -	56.847	42.082	1:38.929 (3)	79.33	1.527	14:02:01.608	
3 -	56.314	41.923	1:38.237 (2)	79.88	0.835	14:03:39.845	
4 -	<b>56.017</b>	<b>41.385</b>	<b>1:37.402 (1)</b>	<b>80.57</b>		<b>14:05:17.247</b>	
5 -	57.407	42.345	1:39.752	78.67	2.350	14:06:56.999	
6 -	58.497	45.267	1:43.764	75.63	6.362	14:08:40.763	

P2		45 CUP		PAYNE / WILKES		GP-F2 Yamaha - Dave Allen Racing	
IDEAL LAP TIME : 1:37.532		BEST LAP TIME : 1:37.532		DIFFERENCE : 0.000			
LAP	SECTOR 1	SECTOR 2	LAP TIME	MPH	DIFF	TIME OF DAY	
1 -	1:05.014	42.206	1:47.220	73.19	9.688	14:00:17.454	
2 -	56.471	41.922	1:38.393 (2)	79.76	0.861	14:01:55.847	
3 -	57.446	42.210	1:39.656 (3)	78.75	2.124	14:03:35.503	
4 -	56.078	44.887	1:40.965	77.73	3.433	14:05:16.468	
5 -	57.947	42.394	1:40.341	78.21	2.809	14:06:56.809	
6 -	<b>56.019</b>	<b>41.513</b>	<b>1:37.532 (1)</b>	<b>80.46</b>		<b>14:08:34.341</b>	

P3		17 SUP		CRAWFORD / HARDIE		- Team ARC	
IDEAL LAP TIME : 1:38.527		BEST LAP TIME : 1:38.702		DIFFERENCE : 0.175			
LAP	SECTOR 1	SECTOR 2	LAP TIME	MPH	DIFF	TIME OF DAY	
1 -	1:01.738	45.487	1:47.225	73.19	8.523	13:59:10.884	
2 -	57.444	42.032	1:39.476	78.89	0.774	14:00:50.360	
3 -	57.562	43.425	1:40.987	77.71	2.285	14:02:31.347	
4 -	57.637	43.110	1:40.747	77.89	2.045	14:04:12.094	
5 -	56.866	<b>41.836</b>	<b>1:38.702 (1)</b>	<b>79.51</b>		<b>14:05:50.796</b>	
6 -	<b>56.691</b>	42.641	1:39.332 (3)	79.00	0.630	14:07:30.128	
7 -	56.917	41.913	1:38.830 (2)	79.40	0.128	14:09:08.958	

P4		44 SUP		A. FOUNDS / LOWTHER		LCR Yamaha - Cloud vapors	
IDEAL LAP TIME : 1:39.565		BEST LAP TIME : 1:39.603		DIFFERENCE : 0.038			
LAP	SECTOR 1	SECTOR 2	LAP TIME	MPH	DIFF	TIME OF DAY	
1 -	1:04.476	44.387	1:48.863	72.09	9.260	13:59:02.892	
2 -	59.075	43.772	1:42.847	76.30	3.244	14:00:45.739	
3 -	58.879	43.199	1:42.078	76.88	2.475	14:02:27.817	
4 -	57.684	42.349	1:40.033 (2)	78.45	0.430	14:04:07.850	
5 -	57.464	<b>42.139</b>	<b>1:39.603 (1)</b>	<b>78.79</b>		<b>14:05:47.453</b>	
6 -	<b>57.426</b>	42.724	1:40.150 (3)	78.36	0.547	14:07:27.603	
7 -	57.673	43.494	1:41.167	77.57	1.564	14:09:08.770	

P5		6 GST		BRYAN / HYDE		Baker Honda -	
IDEAL LAP TIME : 1:40.801		BEST LAP TIME : 1:40.801		DIFFERENCE : 0.000			
LAP	SECTOR 1	SECTOR 2	LAP TIME	MPH	DIFF	TIME OF DAY	
1 -	1:01.539	44.067	1:45.606	74.31	4.805	13:58:47.247	
2 -	58.438	42.978	1:41.416 (2)	77.38	0.615	14:00:28.663	
3 -	58.598	43.487	1:42.085 (3)	76.87	1.284	14:02:10.748	
4 -	<b>57.969</b>	<b>42.832</b>	<b>1:40.801 (1)</b>	<b>77.85</b>		<b>14:03:51.549</b>	
5 -	59.408	43.359	1:42.767	76.36	1.966	14:05:34.316	

Weather / Track : Overcast / Dry

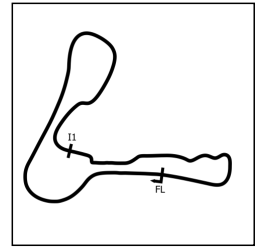
Cadwell Park  
Circuit Length = 2.1800 miles  
Start: 13:56 Flag 14:08 End: 14:10



# International Sidecar Revival Meeting 2021

## FSRA British F2 Sidecar Championship

### QUALIFYING - SECTOR ANALYSIS



SECTOR 1 = FL to I1, SECTOR 2 = I1 to FL, DIFF = Difference To Personal Best Lap, P = Crossed Finish Line in Pit Lane, D = Time Disallowed

P6		99 SUP		RAMSDEN / RAMSDEN		- Ramsden Racing	
IDEAL LAP TIME : 1:40.349		BEST LAP TIME : 1:40.894		DIFFERENCE : 0.545			
LAP	SECTOR 1	SECTOR 2	LAP TIME	MPH	DIFF	TIME OF DAY	
1 -	1:01.668	44.852	1:46.520	73.67	5.626	13:58:57.287	
2 -	58.446	<b>42.455</b>	1:40.901 (2)	77.77	0.007	14:00:38.188	
3 -	58.012	43.039	1:41.051 (3)	77.66	0.157	14:02:19.239	
4 -	<b>57.894</b>	43.000	<b>1:40.894 (1)</b>	<b>77.78</b>		<b>14:04:00.133</b>	
5 -	58.097	44.243	1:42.340	76.68	1.446	14:05:42.473	

P7		25 GST		GIBSON / MOORE		Shelbourne Suzuki - GDM Logistics	
IDEAL LAP TIME : 1:41.309		BEST LAP TIME : 1:41.309		DIFFERENCE : 0.000			
LAP	SECTOR 1	SECTOR 2	LAP TIME	MPH	DIFF	TIME OF DAY	
1 -	1:03.299	43.838	1:47.137	73.25	5.828	13:58:54.761	
2 -	58.716	43.441	1:42.157	76.82	0.848	14:00:36.918	
3 -	58.940	43.060	1:42.000 (3)	76.94	0.691	14:02:18.918	
4 -	59.056	43.583	1:42.639	76.46	1.330	14:04:01.557	
5 -	58.416	43.189	1:41.605 (2)	77.24	0.296	14:05:43.162	
6 -	58.739	43.322	1:42.061	76.89	0.752	14:07:25.223	
7 -	<b>58.313</b>	<b>42.996</b>	<b>1:41.309 (1)</b>	<b>77.46</b>		<b>14:09:06.532</b>	

P8		3 SUP		HARRISON / BINNS		Bellas Honda - Town Garage	
IDEAL LAP TIME : 1:41.580		BEST LAP TIME : 1:41.854		DIFFERENCE : 0.274			
LAP	SECTOR 1	SECTOR 2	LAP TIME	MPH	DIFF	TIME OF DAY	
1 -	1:03.610	44.948	1:48.558	72.29	6.704	13:59:03.967	
2 -	59.209	44.268	1:43.477	75.84	1.623	14:00:47.444	
3 -	59.126	44.600	1:43.726	75.66	1.872	14:02:31.170	
4 -	59.975	43.071	1:43.046	76.16	1.192	14:04:14.216	
5 -	58.577	43.277	<b>1:41.854 (1)</b>	<b>77.05</b>		<b>14:05:56.070</b>	
6 -	59.065	<b>43.020</b>	1:42.085 (3)	76.87	0.231	14:07:38.155	
7 -	<b>58.560</b>	43.337	1:41.897 (2)	77.01	0.043	14:09:20.052	

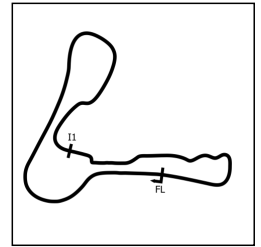
P9		42 SUP		LOWTHER / ROSTRON		LCR Yamaha - AWB ENGINEERING	
IDEAL LAP TIME : 1:42.379		BEST LAP TIME : 1:42.379		DIFFERENCE : 0.000			
LAP	SECTOR 1	SECTOR 2	LAP TIME	MPH	DIFF	TIME OF DAY	
1 -	1:03.599	44.032	1:47.631	72.91	5.252	13:59:01.936	
2 -	59.075	43.982	1:43.057 (2)	76.15	0.678	14:00:44.993	
3 -	1:00.137	43.590	1:43.727	75.66	1.348	14:02:28.720	
4 -	59.472	43.790	1:43.262	76.00	0.883	14:04:11.982	
5 -	59.308	43.824	1:43.132 (3)	76.09	0.753	14:05:55.114	
6 -	<b>59.002</b>	<b>43.377</b>	<b>1:42.379 (1)</b>	<b>76.65</b>		<b>14:07:37.493</b>	
7 -	59.555	44.372	1:43.927	75.51	1.548	14:09:21.420	

P10		26 CUP		ATKINSON / MIDDLETON		Bellas - CMS/RAF MSA	
IDEAL LAP TIME : 1:42.596		BEST LAP TIME : 1:42.851		DIFFERENCE : 0.255			
LAP	SECTOR 1	SECTOR 2	LAP TIME	MPH	DIFF	TIME OF DAY	
1 -	1:03.112	1:28.924	2:32.036	51.61	49.185	13:59:43.039	
2 -	59.191	47.771	1:46.962	73.37	4.111	14:01:30.001	
3 -	<b>58.918</b>	44.190	1:43.108 (3)	76.11	0.257	14:03:13.109	
4 -	59.179	43.832	1:43.011 (2)	76.18	0.160	14:04:56.120	
5 -	59.173	<b>43.678</b>	<b>1:42.851 (1)</b>	<b>76.30</b>		<b>14:06:38.971</b>	

# International Sidecar Revival Meeting 2021

## FSRA British F2 Sidecar Championship

### QUALIFYING - SECTOR ANALYSIS



SECTOR 1 = FL to I1, SECTOR 2 = I1 to FL, DIFF = Difference To Personal Best Lap, P = Crossed Finish Line in Pit Lane, D = Time Disallowed

P11 27 CUP STOCKTON / STOCKTON			LCR Suzuki - Dennis Menace Racing			
IDEAL LAP TIME : 1:42.966		BEST LAP TIME : 1:42.966		DIFFERENCE : 0.000		
LAP	SECTOR 1	SECTOR 2	LAP TIME	MPH	DIFF	TIME OF DAY
1 -	1:04.373	45.820	1:50.193	71.22	7.227	13:58:59.161
2 -	1:00.143	45.414	1:45.557	74.34	2.591	14:00:44.718
3 -	<b>59.593</b>	<b>43.373</b>	<b>1:42.966 (1)</b>	<b>76.21</b>		<b>14:02:27.684</b>
4 -	1:00.214	43.601	1:43.815 (3)	75.59	0.849	14:04:11.499
5 -	1:00.574	43.497	1:44.071	75.41	1.105	14:05:55.570
6 -	1:00.410	43.433	1:43.843	75.57	0.877	14:07:39.413
7 -	59.931	43.678	1:43.609 (2)	75.74	0.643	14:09:23.022

P12 32 SUP HORSPOLE / COLE			Shelbourne Honda - baker plant hire			
IDEAL LAP TIME : 1:43.474		BEST LAP TIME : 1:43.659		DIFFERENCE : 0.185		
LAP	SECTOR 1	SECTOR 2	LAP TIME	MPH	DIFF	TIME OF DAY
1 -	1:02.108	45.840	1:47.948	72.70	4.289	13:58:59.563
2 -	1:00.558	48.486	1:49.044	71.97	5.385	14:00:48.607
3 -	<b>59.272</b>	44.542	1:43.814 (2)	75.59	0.155	14:02:32.421
4 -	59.457	<b>44.202</b>	<b>1:43.659 (1)</b>	<b>75.71</b>		<b>14:04:16.080</b>
5 -	1:00.741	48.778	1:49.519	71.65	5.860	14:06:05.599
6 -	1:00.086	44.674	1:44.760 (3)	74.91	1.101	14:07:50.359

P13 8 CUP ILARIA / SIMS			DDM - Powerhouse			
IDEAL LAP TIME : 1:43.539		BEST LAP TIME : 1:44.215		DIFFERENCE : 0.676		
LAP	SECTOR 1	SECTOR 2	LAP TIME	MPH	DIFF	TIME OF DAY
1 -	1:04.550	46.333	1:50.883	70.77	6.668	13:58:58.489
2 -	1:00.456	45.644	1:46.100 (3)	73.96	1.885	14:00:44.589
3 -	1:01.638	44.776	1:46.414	73.75	2.199	14:02:31.003
4 -	1:00.623	<b>44.112</b>	1:44.735 (2)	74.93	0.520	14:04:15.738
5 -	59.967	44.248	<b>1:44.215 (1)</b>	<b>75.30</b>		<b>14:05:59.953</b>
6 -	<b>59.427</b>	56.934	1:56.361	67.44	12.146	14:07:56.314
7 -	1:02.686	45.898	1:48.584	72.27	4.369	14:09:44.898

P14 71 CUP C. SCHOFIELD / COLBROOK			Baker Honda -			
IDEAL LAP TIME : 1:44.675		BEST LAP TIME : 1:44.842		DIFFERENCE : 0.167		
LAP	SECTOR 1	SECTOR 2	LAP TIME	MPH	DIFF	TIME OF DAY
1 -	1:03.351	45.371	1:48.722	72.18	3.880	13:59:04.677
2 -	<b>1:00.380</b>	45.004	1:45.384 (3)	74.47	0.542	14:00:50.061
3 -	1:00.547	<b>44.295</b>	<b>1:44.842 (1)</b>	<b>74.85</b>		<b>14:02:34.903</b>
4 -	1:00.799	44.531	1:45.330 (2)	74.50	0.488	14:04:20.233
5 -	1:00.533	45.242	1:45.775	74.19	0.933	14:06:06.008
6 -	1:00.873	45.741	1:46.614	73.61	1.772	14:07:52.622
7 -	1:00.917	45.171	1:46.088	73.97	1.246	14:09:38.710

P15 117 CUP D. SCHOFIELD / PAWSEY			Windle Suzuki - Witch eLiquid			
IDEAL LAP TIME : 1:45.898		BEST LAP TIME : 1:45.936		DIFFERENCE : 0.038		
LAP	SECTOR 1	SECTOR 2	LAP TIME	MPH	DIFF	TIME OF DAY
1 -	1:05.643	48.392	1:54.035	68.82	8.099	13:59:12.826
2 -	1:02.221	45.219	1:47.440	73.04	1.504	14:01:00.266
3 -	1:01.260	45.287	1:46.547	73.65	0.611	14:02:46.813
4 -	1:01.464	45.066	1:46.530 (2)	73.67	0.594	14:04:33.343
5 -	<b>1:01.071</b>	45.469	1:46.540 (3)	73.66	0.604	14:06:19.883
6 -	1:02.228	45.061	1:47.289	73.14	1.353	14:08:07.172
7 -	1:01.109	<b>44.827</b>	<b>1:45.936 (1)</b>	<b>74.08</b>		<b>14:09:53.108</b>

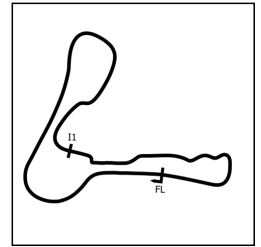
Weather / Track : Overcast / Dry

Cadwell Park  
Circuit Length = 2.1800 miles  
Start: 13:56 Flag 14:08 End: 14:10

# International Sidecar Revival Meeting 2021

## FSRA British F2 Sidecar Championship

### QUALIFYING - SECTOR ANALYSIS



SECTOR 1 = FL to I1, SECTOR 2 = I1 to FL, DIFF = Difference To Personal Best Lap, P = Crossed Finish Line in Pit Lane, D = Time Disallowed

P16 23 CUP HACKNEY / RYDER			C.E.S Suzuki - LPC / BAD MONKEY CONVERSIONS			
IDEAL LAP TIME : 1:45.758		BEST LAP TIME : 1:46.110		DIFFERENCE : 0.352		
LAP	SECTOR 1	SECTOR 2	LAP TIME	MPH	DIFF	TIME OF DAY
1 -	1:04.947	46.972	1:51.919	70.12	5.809	13:59:10.916
2 -	1:00.838	<b>45.272</b>	<b>1:46.110 (1)</b>	<b>73.96</b>		<b>14:00:57.026</b>
3 -	<b>1:00.486</b>	46.990	1:47.476 (3)	73.02	1.366	14:02:44.502
4 -	1:00.903	46.025	1:46.928 (2)	73.39	0.818	14:04:31.430
5 -	1:01.634	46.449	1:48.083	72.61	1.973	14:06:19.513
6 -	1:02.011	47.107	1:49.118	71.92	3.008	14:08:08.631

P17 41 CUP RILEY / JAMES			MR Equipe - Finecut Developments			
IDEAL LAP TIME : 1:47.253		BEST LAP TIME : 1:47.253		DIFFERENCE : 0.000		
LAP	SECTOR 1	SECTOR 2	LAP TIME	MPH	DIFF	TIME OF DAY
1 -	1:05.470	47.970	1:53.440	69.18	6.187	13:59:13.657
2 -	1:03.355	46.263	1:49.618	71.59	2.365	14:01:03.275
3 -	1:01.572	46.824	1:48.396 (2)	72.40	1.143	14:02:51.671
4 -	<b>1:01.198</b>	<b>46.055</b>	<b>1:47.253 (1)</b>	<b>73.17</b>		<b>14:04:38.924</b>
5 -	1:02.521	46.279	1:48.800 (3)	72.13	1.547	14:06:27.724
6 -	1:02.788	48.429	1:51.217	70.56	3.964	14:08:18.941

P18 37 CUP MORPHET / HALLIBURTON			LCR Suzuki -			
IDEAL LAP TIME : 1:47.192		BEST LAP TIME : 1:47.673		DIFFERENCE : 0.481		
LAP	SECTOR 1	SECTOR 2	LAP TIME	MPH	DIFF	TIME OF DAY
1 -	1:06.369	48.104	1:54.473	68.55	6.800	13:59:19.658
2 -	1:03.506	46.230	1:49.736	71.51	2.063	14:01:09.394
3 -	1:02.239	45.749	1:47.988 (3)	72.67	0.315	14:02:57.382
4 -	1:02.442	<b>45.431</b>	1:47.873 (2)	72.75	0.200	14:04:45.255
5 -	1:02.063	45.610	<b>1:47.673 (1)</b>	<b>72.88</b>		<b>14:06:32.928</b>
6 -	<b>1:01.761</b>	46.258	1:48.019	72.65	0.346	14:08:20.947

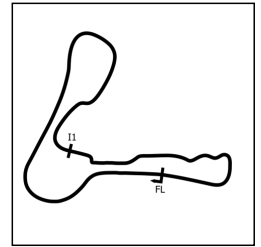
P19 39 CUP MOORE / DODD			Ireson Honda - LBS Racing/Team Stannard			
IDEAL LAP TIME : 1:47.589		BEST LAP TIME : 1:47.684		DIFFERENCE : 0.095		
LAP	SECTOR 1	SECTOR 2	LAP TIME	MPH	DIFF	TIME OF DAY
1 -	1:05.322	48.264	1:53.586	69.09	5.902	13:59:13.320
2 -	1:03.264	<b>45.780</b>	1:49.044	71.97	1.360	14:01:02.364
3 -	1:01.826	45.858	<b>1:47.684 (1)</b>	<b>72.88</b>		<b>14:02:50.048</b>
4 -	<b>1:01.809</b>	46.507	1:48.316 (2)	72.45	0.632	14:04:38.364
5 -	1:02.707	46.057	1:48.764	72.15	1.080	14:06:27.128
6 -	1:01.880	46.668	1:48.548 (3)	72.30	0.864	14:08:15.676

P20 54 CUP ALTON / BROTHERTON			LCR Suzuki - OTC Dyno			
IDEAL LAP TIME : 1:47.723		BEST LAP TIME : 1:47.723		DIFFERENCE : 0.000		
LAP	SECTOR 1	SECTOR 2	LAP TIME	MPH	DIFF	TIME OF DAY
1 -	1:05.660	47.707	1:53.367	69.22	5.644	13:59:14.096
2 -	1:03.491	46.515	1:50.006	71.34	2.283	14:01:04.102
3 -	1:01.757	47.122	1:48.879 (3)	72.08	1.156	14:02:52.981
4 -	<b>1:01.602</b>	<b>46.121</b>	<b>1:47.723 (1)</b>	<b>72.85</b>		<b>14:04:40.704</b>
5 -	1:01.828	46.375	1:48.203 (2)	72.53	0.480	14:06:28.907
6 -	1:02.601	47.020	1:49.621	71.59	1.898	14:08:18.528
7 -	1:04.967	46.426	1:51.393	70.45	3.670	14:10:09.921

# International Sidecar Revival Meeting 2021

## FSRA British F2 Sidecar Championship

### QUALIFYING - SECTOR ANALYSIS



SECTOR 1 = FL to I1, SECTOR 2 = I1 to FL, DIFF = Difference To Personal Best Lap, P = Crossed Finish Line in Pit Lane, D = Time Disallowed

P21 95 GST REMNANT / TILLEY		Lumley -				
IDEAL LAP TIME : 1:48.199		BEST LAP TIME : 1:48.199		DIFFERENCE : 0.000		
LAP	SECTOR 1	SECTOR 2	LAP TIME	MPH	DIFF	TIME OF DAY
1 -	OUTLAP	47.703	1:56.051	67.62	7.852	14:01:37.064
2 -	1:02.763	47.111	1:49.874	71.42	1.675	14:03:26.938
3 -	1:02.800	46.693	1:49.493 (3)	71.67	1.294	14:05:16.431
4 -	1:02.248	46.427	1:48.675 (2)	72.21	0.476	14:07:05.106
5 -	<b>1:01.833</b>	<b>46.366</b>	<b>1:48.199 (1)</b>	<b>72.53</b>		<b>14:08:53.305</b>

P22 7 SUP JONES / GASH		LCR Suzuki - Lincoln Refrigeration				
IDEAL LAP TIME : 1:50.598		BEST LAP TIME : 1:50.598		DIFFERENCE : 0.000		
LAP	SECTOR 1	SECTOR 2	LAP TIME	MPH	DIFF	TIME OF DAY
1 -	1:05.718	47.158	1:52.876 (2)	69.52	2.278	13:59:10.782
2 -	1:03.946	IN PIT	2:39.303 P	49.26	48.705	14:01:50.085
3 -	OUTLAP	47.505	1:55.372	68.02	4.774	14:03:45.457
4 -	1:06.201	47.701	1:53.902 (3)	68.90	3.304	14:05:39.359
5 -	<b>1:03.721</b>	<b>46.877</b>	<b>1:50.598 (1)</b>	<b>70.96</b>		<b>14:07:29.957</b>

P23 19 CUP DICKINSON / DICKINSON		Baker Suzuki - LD Engineering				
IDEAL LAP TIME : 1:55.783		BEST LAP TIME : 1:55.783		DIFFERENCE : 0.000		
LAP	SECTOR 1	SECTOR 2	LAP TIME	MPH	DIFF	TIME OF DAY
1 -	<b>1:07.010</b>	<b>48.773</b>	<b>1:55.783 (1)</b>	<b>67.78</b>		<b>13:59:19.414</b>

# International Sidecar Revival Meeting 2021

## FSRA British F2 Sidecar Championship

### QUALIFYING - BEST SECTORS

SECTOR 1				SECTOR 2				IDEAL / BEST COMPARISON				
POS	NO	NAME	TIME	NO	NAME	TIME	POS	NO	NAME	IDEAL	BEST	DIFF
1	72	P. FOUNDS / WALMSLEY	<b>56.017</b>	72	P. FOUNDS / WALMSLEY	<b>41.385</b>	1	72	P. FOUNDS / WALMSLEY	1:37.402	1:37.402	<b>0.000</b>
2	45	PAYNE / WILKES	<b>56.019</b>	45	PAYNE / WILKES	<b>41.513</b>	2	45	PAYNE / WILKES	1:37.532	1:37.532	<b>0.000</b>
3	17	CRAWFORD / HARDIE	<b>56.691</b>	17	CRAWFORD / HARDIE	<b>41.836</b>	3	17	CRAWFORD / HARDIE	1:38.527	1:38.702	<b>0.175</b>
4	44	A. FOUNDS / LOWTHER	<b>57.426</b>	44	A. FOUNDS / LOWTHER	<b>42.139</b>	4	44	A. FOUNDS / LOWTHER	1:39.565	1:39.603	<b>0.038</b>
5	99	RAMSDEN / RAMSDEN	<b>57.894</b>	99	RAMSDEN / RAMSDEN	<b>42.455</b>	5	99	RAMSDEN / RAMSDEN	1:40.349	1:40.894	<b>0.545</b>
6	6	BRYAN / HYDE	<b>57.969</b>	6	BRYAN / HYDE	<b>42.832</b>	6	6	BRYAN / HYDE	1:40.801	1:40.801	<b>0.000</b>
7	25	GIBSON / MOORE	<b>58.313</b>	25	GIBSON / MOORE	<b>42.996</b>	7	25	GIBSON / MOORE	1:41.309	1:41.309	<b>0.000</b>
8	3	HARRISON / BINNS	<b>58.560</b>	3	HARRISON / BINNS	<b>43.020</b>	8	3	HARRISON / BINNS	1:41.580	1:41.854	<b>0.274</b>
9	26	ATKINSON / MIDDLETON	<b>58.918</b>	27	STOCKTON / STOCKTON	<b>43.373</b>	9	42	LOWTHER / ROSTRON	1:42.379	1:42.379	<b>0.000</b>
10	42	LOWTHER / ROSTRON	<b>59.002</b>	42	LOWTHER / ROSTRON	<b>43.377</b>	10	26	ATKINSON / MIDDLETON	1:42.596	1:42.851	<b>0.255</b>
11	32	HORSPOLE / COLE	<b>59.272</b>	26	ATKINSON / MIDDLETON	<b>43.678</b>	11	27	STOCKTON / STOCKTON	1:42.966	1:42.966	<b>0.000</b>
12	8	ILARIA / SIMS	<b>59.427</b>	8	ILARIA / SIMS	<b>44.112</b>	12	32	HORSPOLE / COLE	1:43.474	1:43.659	<b>0.185</b>
13	27	STOCKTON / STOCKTON	<b>59.593</b>	32	HORSPOLE / COLE	<b>44.202</b>	13	8	ILARIA / SIMS	1:43.539	1:44.215	<b>0.676</b>
14	71	C. SCHOFIELD / COLBROOK	<b>1:00.380</b>	71	C. SCHOFIELD / COLBROOK	<b>44.295</b>	14	71	C. SCHOFIELD / COLBROOK	1:44.675	1:44.842	<b>0.167</b>
15	23	HACKNEY / RYDER	<b>1:00.486</b>	117	D. SCHOFIELD / PAWSEY	<b>44.827</b>	15	23	HACKNEY / RYDER	1:45.758	1:46.110	<b>0.352</b>
16	117	D. SCHOFIELD / PAWSEY	<b>1:01.071</b>	23	HACKNEY / RYDER	<b>45.272</b>	16	117	D. SCHOFIELD / PAWSEY	1:45.898	1:45.936	<b>0.038</b>
17	41	RILEY / JAMES	<b>1:01.198</b>	37	MORPHET / HALLIBURTON	<b>45.431</b>	17	37	MORPHET / HALLIBURTON	1:47.192	1:47.673	<b>0.481</b>
18	54	ALTON / BROTHERTON	<b>1:01.602</b>	39	MOORE / DODD	<b>45.780</b>	18	41	RILEY / JAMES	1:47.253	1:47.253	<b>0.000</b>
19	37	MORPHET / HALLIBURTON	<b>1:01.761</b>	41	RILEY / JAMES	<b>46.055</b>	19	39	MOORE / DODD	1:47.589	1:47.684	<b>0.095</b>
20	39	MOORE / DODD	<b>1:01.809</b>	54	ALTON / BROTHERTON	<b>46.121</b>	20	54	ALTON / BROTHERTON	1:47.723	1:47.723	<b>0.000</b>
21	95	REMNANT / TILLEY	<b>1:01.833</b>	95	REMNANT / TILLEY	<b>46.366</b>	21	95	REMNANT / TILLEY	1:48.199	1:48.199	<b>0.000</b>
22	7	JONES / GASH	<b>1:03.721</b>	7	JONES / GASH	<b>46.877</b>	22	7	JONES / GASH	1:50.598	1:50.598	<b>0.000</b>
23	19	DICKINSON / DICKINSON	<b>1:07.010</b>	19	DICKINSON / DICKINSON	<b>48.773</b>	23	19	DICKINSON / DICKINSON	1:55.783	1:55.783	<b>0.000</b>

**PERFECT LAP 1:37.402**

Weather / Track : Overcast / Dry

Results can be found at [www.tsl-timing.com](http://www.tsl-timing.com)

Cadwell Park  
Circuit Length = 2.1800 miles  
Start: 13:56 Flag 14:08 End: 14:10

Printed - 14:10 Saturday, 07 August 2021

# International Sidecar Revival Meeting 2021

## FSRA British F2 Sidecar Championship

### QUALIFYING - STATISTICS

**Competitors Started** 23  
**Planned Start** 2021-08-07 @ 13:50:00.000  
**Actual Start** 2021-08-07 @ 13:56:34.508  
**Finish Time** 2021-08-07 @ 14:08:40.023  
**Track Length** 2.1800mi.  
**Total Laps** 138  
**Total Distance Covered** 300.8425mi.

#### Session Fastest Lap History

NO	CL	NAME	LAP TIME	TIME OF DAY	LAP	VEHICLE
6	GST	BRYAN / HYDE	1:45.606	13:58:47.266	1	Baker Honda
6	GST	BRYAN / HYDE	1:41.416	14:00:28.681	2	Baker Honda
99	SUP	RAMSDEN / RAMSDEN	1:40.901	14:00:38.206	2	
17	SUP	CRAWFORD / HARDIE	1:39.476	14:00:50.376	2	
45	CUP	PAYNE / WILKES	1:38.393	14:01:55.865	2	GP-F2 Yamaha
72	SUP	P. FOUNDS / WALMSLEY	1:38.237	14:03:39.861	3	Rowtec LCF600
72	SUP	P. FOUNDS / WALMSLEY	1:37.402	14:05:17.264	4	Rowtec LCF600

#### Flag History

TYPE	TIME OF DAY
GREEN	13:56:34.508
FINISH	14:08:40.023

#### Flag Statistics

TYPE	COUNT	TOTAL LAPS	TOTAL TIME
Green	1	7	13:52.147
Red	0	0	0.000
Safety Car	0	0	0.000
FCY	0	0	0.000

# International Sidecar Revival Meeting 2021

## FSRA British F2 Sidecar Championship

### QUALIFYING - STATISTICS

CLASS : SUP

8 Starters

#### Fastest Lap History

NO	NAME	LAP TIME	TIME OF DAY	LAP	VEHICLE
99	RAMSDEN / RAMSDEN	1:46.520	13:58:57.306	1	
99	RAMSDEN / RAMSDEN	1:40.901	14:00:38.206	2	
17	CRAWFORD / HARDIE	1:39.476	14:00:50.376	2	
72	P. FOUNDS / WALMSLEY	1:38.929	14:02:01.624	2	Rowtec LCF600
72	P. FOUNDS / WALMSLEY	1:38.237	14:03:39.861	3	Rowtec LCF600
72	P. FOUNDS / WALMSLEY	1:37.402	14:05:17.264	4	Rowtec LCF600

# International Sidecar Revival Meeting 2021

## FSRA British F2 Sidecar Championship

### QUALIFYING - STATISTICS

CLASS : GST

3 Starters

#### Fastest Lap History

NO	NAME	LAP TIME	TIME OF DAY	LAP	VEHICLE
6	BRYAN / HYDE	<b>1:45.606</b>	13:58:47.266	1	Baker Honda
6	BRYAN / HYDE	<b>1:41.416</b>	14:00:28.681	2	Baker Honda
6	BRYAN / HYDE	<b>1:40.801</b>	14:03:51.567	4	Baker Honda

Weather / Track : Overcast / Dry

Results can be found at [www.tsl-timing.com](http://www.tsl-timing.com)

Page 3 of 4

Cadwell Park  
Circuit Length = 2.1800 miles  
Start: 13:56 Flag 14:08 End: 14:10

Printed - 14:10 Saturday, 07 August 2021



# International Sidecar Revival Meeting 2021

## FSRA British F2 Sidecar Championship

### QUALIFYING - STATISTICS

CLASS : CUP

12 Starters

#### Fastest Lap History

NO	NAME	LAP TIME	TIME OF DAY	LAP	VEHICLE
8	ILARIA / SIMS	1:50.883	13:58:58.522	1	DDM
27	STOCKTON / STOCKTON	1:50.193	13:58:59.173	1	LCR Suzuki
71	C. SCHOFIELD / COLBROOK	1:48.722	13:59:04.696	1	Baker Honda
45	PAYNE / WILKES	1:47.220	14:00:17.472	1	GP-F2 Yamaha
8	ILARIA / SIMS	1:46.100	14:00:44.621	2	DDM
27	STOCKTON / STOCKTON	1:45.557	14:00:44.681	2	LCR Suzuki
71	C. SCHOFIELD / COLBROOK	1:45.384	14:00:50.079	2	Baker Honda
45	PAYNE / WILKES	1:38.393	14:01:55.865	2	GP-F2 Yamaha
45	PAYNE / WILKES	1:37.532	14:08:34.358	6	GP-F2 Yamaha

Weather / Track : Overcast / Dry

Results can be found at [www.tsl-timing.com](http://www.tsl-timing.com)

Page 4 of 4

Cadwell Park  
Circuit Length = 2.1800 miles  
Start: 13:56 Flag 14:08 End: 14:10

Printed - 14:10 Saturday, 07 August 2021



**International Sidecar Revival Meeting 2021**

**FSRA British F2 Sidecar Championship**

**RACE 15 - GRID (10 Laps)**

ROW 12		23	1:55.783	<b>19</b> DICKINSON / DICKINSON				
ROW 11	21	<b>95</b> REMNANT / TILLEY	1:48.199		22	<b>7</b> JONES / GASH	1:50.598	
ROW 10		19	1:47.684	<b>39</b> MOORE / DODD		20	<b>54</b> ALTON / BROTHERTON	1:47.723
ROW 9	17	<b>41</b> RILEY / JAMES	1:47.253		18	<b>37</b> MORPHET / HALLIBURTON	1:47.673	
ROW 8		15	1:45.936	<b>117</b> D. SCHOFIELD / PAWSEY		16	<b>23</b> HACKNEY / RYDER	1:46.110
ROW 7	13	<b>8</b> ILARIA / SIMS	1:44.215		14	<b>71</b> C. SCHOFIELD / COLBROOK	1:44.842	
ROW 6		11	1:42.966	<b>27</b> STOCKTON / STOCKTON		12	<b>32</b> HORSPOLE / COLE	1:43.659
ROW 5	9	<b>42</b> LOWTHER / ROSTRON	1:42.379		10	<b>26</b> ATKINSON / MIDDLETON	1:42.851	
ROW 4		7	1:41.309	<b>25</b> GIBSON / MOORE		8	<b>3</b> HARRISON / BINNS	1:41.854
ROW 3	5	<b>6</b> BRYAN / HYDE	1:40.801		6	<b>99</b> RAMSDEN / RAMSDEN	1:40.894	
ROW 2		3	1:38.702	<b>17</b> CRAWFORD / HARDIE		4	<b>44</b> A. FOUNDS / LOWTHER	1:39.603
ROW 1	1	<b>72</b> P. FOUNDS / WALMSLEY	1:37.402		2	<b>45</b> PAYNE / WILKES	1:37.532	
<b>Pole</b>								

Cadwell Park

Circuit Length = 2.1800 miles

**These results are provisional until the conclusion of any judicial and technical matters.**

Clerk Of Course :	Stewards :	Timekeeper : Craig Smith
-------------------	------------	--------------------------

Results can be found at [www.tsl-timing.com](http://www.tsl-timing.com)

Printed - 14:12 Saturday, 07 August 2021





## International Sidecar Revival Meeting 2021

## FSRA British F2 Sidecar Championship

## RACE 15 - CLASSIFICATION

POS	NO	CL	PIC NAME	ENTRY	LAPS	TIME	GAP	DIFF	MPH	BEST	ON
1	45	CUP	1 PAYNE / WILKES	GP-F2 Yamaha - KELPROPERTIES	10	16:51.488			77.58	1:39.333	10
2	17	SUP	1 CRAWFORD / HARDIE	- Team ARC	10	16:53.400	1.912	1.912	77.44	1:39.927	4
3	44	SUP	2 A. FOUNDS / LOWTHER	LCR Yamaha - Cloud vapors	10	17:10.024	18.536	16.624	76.19	1:40.812	5
4	25	GST	1 GIBSON / MOORE	Shelbourne Suzuki - GDM Logistics	10	17:29.849	38.361	19.825	74.75	1:42.405	7
5	6	GST	2 BRYAN / HYDE	Baker Honda -	10	17:30.092	38.604	0.243	74.73	1:43.188	9
6	3	SUP	3 HARRISON / BINNS	Bellas Honda - Town Garage	10	17:39.296	47.808	9.204	74.08	1:44.354	6
7	42	SUP	4 LOWTHER / ROSTRON	LCR Yamaha - AWB ENGINEERING	10	17:42.922	51.434	3.626	73.83	1:44.077	8
8	32	SUP	5 HORSPOLE / COLE	Shelbourne Honda - baker plant hire	10	17:51.505	1:00.017	8.583	73.24	1:45.325	8
9	99	SUP	6 RAMSDEN / RAMSDEN	- Ramsden Racing	10	17:57.975	1:06.487	6.470	72.80	1:45.863	9
10	8	CUP	2 ILARIA / SIMS	DDM - Powerhouse	10	18:13.730	1:22.242	15.755	71.75	1:45.074	5
11	71	CUP	3 C. SCHOFIELD / COLBROOK	Baker Honda -	10	18:19.649	1:28.161	5.919	71.36	1:47.302	5
12	23	CUP	4 HACKNEY / RYDER	C.E.S Suzuki - LPC / BAD MONKEY CONVERSION	10	18:24.074	1:32.586	4.425	71.08	1:48.250	5
13	41	CUP	5 RILEY / JAMES	MR Equipe - Finecut Developments	10	18:24.513	1:33.025	0.439	71.05	1:48.040	2
14	39	CUP	6 MOORE / DODD	Ireson Honda - LBS Racing/Team Stannard	9	16:51.107	1 Lap	1 Lap	69.85	1:48.719	4
15	117	CUP	7 D. SCHOFIELD / PAWSEY	Windle Suzuki - Witch eLiquid	9	16:51.233	1 Lap	0.126	69.84	1:48.507	7
16	54	CUP	8 ALTON / BROTHERTON	LCR Suzuki - OTC Dyno	9	17:05.854	1 Lap	14.621	68.85	1:51.374	5
17	7	SUP	7 JONES / GASH	LCR Suzuki - Lincoln Refrigeration	9	17:06.228	1 Lap	0.374	68.82	1:50.993	6
18	95	GST	3 REMNANT / TILLEY	Lumley -	9	17:38.301	1 Lap	32.073	66.74	1:49.384	6

## NOT CLASSIFIED

DNF	26	CUP	ATKINSON / MIDDLETON	Bellas - CMS/RAF MSA	2	3:42.645	8 Laps	7 Laps	70.49	1:47.246	2
DNF	37	CUP	MORPHET / HALLIBURTON	LCR Suzuki -	2	3:56.302	8 Laps	13.657	66.42	1:53.331	2
DNF	27	CUP	STOCKTON / STOCKTON	LCR Suzuki - Dennis Menace Racing	1	2:00.457	9 Laps	1 Lap	65.15	2:00.457	1
DNF	72	SUP	P. FOUNDS / WALMSLEY	Rowtec LCF600 - Rowtec	0						

## FASTEST LAP

45	CUP	PAYNE / WILKES	GP-F2 Yamaha - KELPROPERTIES	10	1:39.333	79.00 mph	127.15 kph
17	SUP	CRAWFORD / HARDIE	- Team ARC	4	1:39.927	78.53 mph	126.39 kph
25	GST	GIBSON / MOORE	Shelbourne Suzuki - GDM Logistics	7	1:42.405	76.63 mph	123.33 kph

Class CUP - 92.5% of Race Speed = 71.76 mph

Class SUP - 92.5% of Race Speed = 71.63 mph

Class GST - 92.5% of Race Speed = 69.14 mph

Cadwell Park: 2.1800 miles

Race Distance: 10 Laps / 21.80 miles

Start: 18:30 Flag 18:47 End: 18:49

Weather / Track : Sunny / Drying

These results are provisional until the conclusion of any judicial and technical matters.

Clerk Of Course :	Stewards :	Timekeeper : Craig Smith
-------------------	------------	--------------------------

Results can be found at [www.tsl-timing.com](http://www.tsl-timing.com)

Printed - 18:49 Saturday, 07 August 2021



# International Sidecar Revival Meeting 2021

## FSRA British F2 Sidecar Championship

### RACE 15 - LAP CHART

#### LAP 1 @ 18:32:08.260

NO	BEHIND	LAP TIME
17		1:50.186
45	0.642	1:50.828
6	1.629	1:51.815
44	1.772	1:51.958
3	3.573	1:53.759
99	4.416	1:54.602
26	5.213	1:55.399
25	5.401	1:55.587
42	6.301	1:56.487
71	6.978	1:57.164
32	7.253	1:57.439
41	8.253	1:58.439
27	10.271	2:00.457
23	11.109	2:01.295
95	12.454	2:02.640
37	12.785	2:02.971
117	13.928	2:04.114
8	15.248	2:05.434
39	15.481	2:05.667
54	16.689	2:06.875
7	20.594	2:10.780

#### LAP 2 @ 18:33:49.301

NO	BEHIND	LAP TIME
17		1:41.041
45	1.146	1:41.545
44	3.417	1:42.686
6	6.332	1:45.744
3	8.674	1:46.142
99	10.103	1:46.728
25	10.692	1:46.332
26	11.418	1:47.246
42	11.855	1:46.595
32	12.889	1:46.677
71	13.579	1:47.642
41	15.252	1:48.040
23	20.363	1:50.295
95	22.591	1:51.178
37	25.075	1:53.331
117	25.696	1:52.809
8	26.347	1:52.140
39	26.822	1:52.382
54	28.983	1:53.335
7	31.992	1:52.439

#### LAP 3 @ 18:35:29.592

NO	BEHIND	LAP TIME
17		1:40.291
45	1.032	1:40.177
44	4.498	1:41.372
6	10.107	1:44.066
3	13.531	1:45.148
25	14.638	1:44.237
42	18.701	1:47.137
99	18.804	1:48.992
32	19.456	1:46.858
71	20.666	1:47.378
41	25.013	1:50.052
23	29.163	1:49.091
95	32.624	1:50.324
117	36.036	1:50.631

8	36.651	1:50.595
39	37.212	1:50.681
54	41.054	1:52.362
7	44.102	1:52.401

#### LAP 4 @ 18:37:09.519

NO	BEHIND	LAP TIME
17		1:39.927
45	0.520	1:39.415
44	5.595	1:41.024
6	14.532	1:44.352
3	18.596	1:44.992
25	19.225	1:44.514
42	23.746	1:44.972
99	26.105	1:47.228
32	26.394	1:46.865
71	28.108	1:47.369
41	35.391	1:50.305
23	39.034	1:49.798
8	42.770	1:46.046
95	44.892	1:52.195
117	45.331	1:49.222
39	46.004	1:48.719
54	52.883	1:51.756
7	55.366	1:51.191

#### LAP 5 @ 18:38:49.446

NO	BEHIND	LAP TIME
17		1:39.927
45	0.243	1:39.650
44	6.480	1:40.812
6	19.599	1:44.994
25	22.881	1:43.583
3	24.015	1:45.346
42	28.960	1:45.141
32	32.815	1:46.348
99	33.944	1:47.766
71	35.483	1:47.302
41	46.511	1:51.047
23	47.357	1:48.250
8	47.917	1:45.074
95	54.851	1:49.886
117	55.141	1:49.737
39	55.734	1:49.657
54	1:04.330	1:51.374
7	1:06.624	1:51.185

#### LAP 6 @ 18:40:29.691

NO	BEHIND	LAP TIME
17		1:40.245
45	0.152	1:40.154
44	7.790	1:41.555
6	23.797	1:44.443
25	25.672	1:43.036
3	28.124	1:44.354
42	33.795	1:45.080
32	37.926	1:45.356
99	39.790	1:46.091
71	42.722	1:47.484
41	54.564	1:48.298
8	54.713	1:47.041
23	55.474	1:48.362
95	1:03.990	1:49.384

39	1:04.659	1:49.170
117	1:05.556	1:50.660
54	1:16.523	1:52.438
7	1:17.372	1:50.993

#### LAP 7 @ 18:42:09.669

NO	BEHIND	LAP TIME
45		1:39.826
17	0.091	1:40.069
44	9.440	1:41.628
6	27.493	1:43.674
25	28.099	1:42.405
3	32.710	1:44.564
42	38.237	1:44.420
32	43.444	1:45.496
99	47.410	1:47.598
71	51.150	1:48.406
8	1:00.341	1:45.606
23	1:05.110	1:49.614
41	1:06.297	1:51.711
39	1:13.802	1:49.121
117	1:14.085	1:48.507
95	1:17.205	1:53.193
54	1:28.973	1:52.428
7	1:29.158	1:51.764

#### LAP 8 @ 18:43:49.799

NO	BEHIND	LAP TIME
45		1:40.130
17	1.206	1:41.245
44	12.219	1:42.909
6	31.744	1:44.381
25	31.902	1:43.933
3	37.171	1:44.591
42	42.184	1:44.077
32	48.639	1:45.325
99	53.994	1:46.714
8	1:10.616	1:50.405
71	1:11.260	2:00.240
23	1:13.554	1:48.574
41	1:15.213	1:49.046
39	1:26.050	1:52.378
117	1:27.192	1:53.237

#### LAP 9 @ 18:45:30.229

NO	BEHIND	LAP TIME
45		1:40.430
54	1 Lap	1:52.659
17	1.212	1:40.436
7	1 Lap	1:52.919
44	14.545	1:42.756
95	1 Lap	2:29.927
25	34.471	1:42.999
6	34.502	1:43.188
3	41.140	1:44.399
42	46.661	1:44.907
32	53.650	1:45.441
99	59.427	1:45.863
8	1:16.129	1:45.943
71	1:19.091	1:48.261
23	1:22.271	1:49.147
41	1:23.388	1:48.605
39	1:38.952	1:53.332

117	1:39.078	1:52.316
-----	----------	----------

#### LAP 10 @ 18:47:09.562

NO	BEHIND	LAP TIME
45		1:39.333
17	1.912	1:40.033
54	1 Lap	1:52.627
7	1 Lap	1:52.556
44	18.536	1:43.324
25	38.361	1:43.223
6	38.604	1:43.435
95	1 Lap	1:59.574
3	47.808	1:46.001
42	51.434	1:44.106
32	1:00.017	1:45.700
99	1:06.487	1:46.393
8	1:22.242	1:45.446
71	1:28.161	1:48.403
23	1:32.586	1:49.648
41	1:33.025	1:48.970

Weather / Track : Sunny / Drying

Results can be found at [www.tsl-timing.com](http://www.tsl-timing.com)

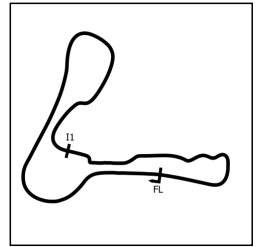
Cadwell Park  
Circuit Length = 2.1800 miles  
Start: 18:30 Flag 18:47 End: 18:49

Printed - 18:49 Saturday, 07 August 2021

# International Sidecar Revival Meeting 2021

## FSRA British F2 Sidecar Championship

### RACE 15 - SECTOR ANALYSIS



SECTOR 1 = FL to I1, SECTOR 2 = I1 to FL, DIFF = Difference To Personal Best Lap, P = Crossed Finish Line in Pit Lane, D = Time Disallowed

P1 45 CUP PAYNE / WILKES		GP-F2 Yamaha - KELPROPERTIES				
IDEAL LAP TIME : 1:38.813		BEST LAP TIME : 1:39.333		DIFFERENCE : 0.520		
LAP	SECTOR 1	SECTOR 2	LAP TIME	MPH	DIFF	TIME OF DAY
1 -		45.927	1:50.828	70.81	11.495	18:32:08.902
2 -	57.509	44.036	1:41.545	77.28	2.212	18:33:50.447
3 -	56.840	43.337	1:40.177	78.34	0.844	18:35:30.624
4 -	56.430	42.985	1:39.415 (2)	78.94	0.082	18:37:10.039
5 -	56.461	43.189	1:39.650 (3)	78.75	0.317	18:38:49.689
6 -	56.488	43.666	1:40.154	78.35	0.821	18:40:29.843
7 -	56.656	43.170	1:39.826	78.61	0.493	18:42:09.669
8 -	57.220	<b>42.910</b>	1:40.130	78.37	0.797	18:43:49.799
9 -	<b>55.903</b>	44.527	1:40.430	78.14	1.097	18:45:30.229
10 -	56.187	43.146	<b>1:39.333 (1)</b>	<b>79.00</b>		<b>18:47:09.562</b>

P2 17 SUP CRAWFORD / HARDIE		- Team ARC				
IDEAL LAP TIME : 1:39.595		BEST LAP TIME : 1:39.927		DIFFERENCE : 0.332		
LAP	SECTOR 1	SECTOR 2	LAP TIME	MPH	DIFF	TIME OF DAY
1 -		45.740	1:50.186	71.22	10.259	18:32:08.260
2 -	57.293	43.748	1:41.041	77.67	1.114	18:33:49.301
3 -	56.710	43.581	1:40.291	78.25	0.364	18:35:29.592
4 -	56.751	<b>43.176</b>	<b>1:39.927 (1)</b>	<b>78.53</b>		<b>18:37:09.519</b>
5 -	56.555	43.372	<b>1:39.927 (1)</b>	<b>78.53</b>		<b>18:38:49.446</b>
6 -	<b>56.419</b>	43.826	1:40.245	78.28	0.318	18:40:29.691
7 -	56.514	43.555	1:40.069	78.42	0.142	18:42:09.760
8 -	57.012	44.233	1:41.245	77.51	1.318	18:43:51.005
9 -	56.620	43.816	1:40.436	78.13	0.509	18:45:31.441
10 -	56.555	43.478	1:40.033 (3)	78.45	0.106	18:47:11.474

P3 44 SUP A. FOUNDS / LOWTHER		LCR Yamaha - Cloud vapors				
IDEAL LAP TIME : 1:40.798		BEST LAP TIME : 1:40.812		DIFFERENCE : 0.014		
LAP	SECTOR 1	SECTOR 2	LAP TIME	MPH	DIFF	TIME OF DAY
1 -		45.102	1:51.958	70.09	11.146	18:32:10.032
2 -	58.534	44.152	1:42.686	76.42	1.874	18:33:52.718
3 -	57.591	43.781	1:41.372 (3)	77.41	0.560	18:35:34.090
4 -	<b>57.535</b>	43.489	1:41.024 (2)	77.68	0.212	18:37:15.114
5 -	57.549	<b>43.263</b>	<b>1:40.812 (1)</b>	<b>77.84</b>		<b>18:38:55.926</b>
6 -	57.883	43.672	1:41.555	77.27	0.743	18:40:37.481
7 -	57.571	44.057	1:41.628	77.22	0.816	18:42:19.109
8 -	58.239	44.670	1:42.909	76.26	2.097	18:44:02.018
9 -	58.487	44.269	1:42.756	76.37	1.944	18:45:44.774
10 -	58.727	44.597	1:43.324	75.95	2.512	18:47:28.098

P4 25 GST GIBSON / MOORE		Shelbourne Suzuki - GDM Logistics				
IDEAL LAP TIME : 1:42.175		BEST LAP TIME : 1:42.405		DIFFERENCE : 0.230		
LAP	SECTOR 1	SECTOR 2	LAP TIME	MPH	DIFF	TIME OF DAY
1 -		46.106	1:55.587	67.89	13.182	18:32:13.661
2 -	1:00.803	45.529	1:46.332	73.80	3.927	18:33:59.993
3 -	59.076	45.161	1:44.237	75.29	1.832	18:35:44.230
4 -	59.142	45.372	1:44.514	75.09	2.109	18:37:28.744
5 -	59.040	44.543	1:43.583	75.76	1.178	18:39:12.327
6 -	58.705	44.331	1:43.036 (3)	76.16	0.631	18:40:55.363
7 -	<b>58.240</b>	44.165	<b>1:42.405 (1)</b>	<b>76.63</b>		<b>18:42:37.768</b>
8 -	59.542	44.391	1:43.933	75.51	1.528	18:44:21.701
9 -	59.064	<b>43.935</b>	1:42.999 (2)	76.19	0.594	18:46:04.700
10 -	58.895	44.328	1:43.223	76.03	0.818	18:47:47.923

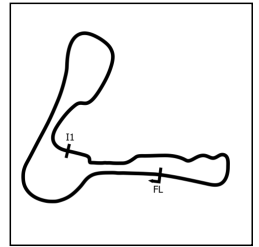
Weather / Track : Sunny / Drying

Cadwell Park  
Circuit Length = 2.1800 miles  
Start: 18:30 Flag 18:47 End: 18:49

# International Sidecar Revival Meeting 2021

## FSRA British F2 Sidecar Championship

### RACE 15 - SECTOR ANALYSIS



SECTOR 1 = FL to I1, SECTOR 2 = I1 to FL, DIFF = Difference To Personal Best Lap, P = Crossed Finish Line in Pit Lane, D = Time Disallowed

P5		6 GST		BRYAN / HYDE		Baker Honda -	
IDEAL LAP TIME : 1:43.018		BEST LAP TIME : 1:43.188		DIFFERENCE : 0.170			
LAP	SECTOR 1	SECTOR 2	LAP TIME	MPH	DIFF	TIME OF DAY	
1 -		45.604	1:51.815	70.18	8.627	18:32:09.889	
2 -	1:00.301	45.443	1:45.744	74.21	2.556	18:33:55.633	
3 -	58.962	45.104	1:44.066	75.41	0.878	18:35:39.699	
4 -	59.848	44.504	1:44.352	75.20	1.164	18:37:24.051	
5 -	59.979	45.015	1:44.994	74.74	1.806	18:39:09.045	
6 -	59.765	44.678	1:44.443	75.14	1.255	18:40:53.488	
7 -	59.321	44.353	1:43.674 (3)	75.69	0.486	18:42:37.162	
8 -	59.623	44.758	1:44.381	75.18	1.193	18:44:21.543	
9 -	<b>58.838</b>	44.350	<b>1:43.188 (1)</b>	<b>76.05</b>		<b>18:46:04.731</b>	
10 -	59.255	<b>44.180</b>	1:43.435 (2)	75.87	0.247	18:47:48.166	

P6		3 SUP		HARRISON / BINNS		Bellas Honda - Town Garage	
IDEAL LAP TIME : 1:44.120		BEST LAP TIME : 1:44.354		DIFFERENCE : 0.234			
LAP	SECTOR 1	SECTOR 2	LAP TIME	MPH	DIFF	TIME OF DAY	
1 -		45.974	1:53.759	68.98	9.405	18:32:11.833	
2 -	1:00.495	45.647	1:46.142	73.93	1.788	18:33:57.975	
3 -	59.714	45.434	1:45.148	74.63	0.794	18:35:43.123	
4 -	59.827	45.165	1:44.992	74.74	0.638	18:37:28.115	
5 -	59.975	45.371	1:45.346	74.49	0.992	18:39:13.461	
6 -	59.307	<b>45.047</b>	<b>1:44.354 (1)</b>	<b>75.20</b>		<b>18:40:57.815</b>	
7 -	59.401	45.163	1:44.564 (3)	75.05	0.210	18:42:42.379	
8 -	<b>59.073</b>	45.518	1:44.591	75.03	0.237	18:44:26.970	
9 -	59.115	45.284	1:44.399 (2)	75.17	0.045	18:46:11.369	
10 -	59.258	46.743	1:46.001	74.03	1.647	18:47:57.370	

P7		42 SUP		LOWTHER / ROSTRON		LCR Yamaha - AWB ENGINEERING	
IDEAL LAP TIME : 1:43.697		BEST LAP TIME : 1:44.077		DIFFERENCE : 0.380			
LAP	SECTOR 1	SECTOR 2	LAP TIME	MPH	DIFF	TIME OF DAY	
1 -		46.486	1:56.487	67.37	12.410	18:32:14.561	
2 -	1:00.871	45.724	1:46.595	73.62	2.518	18:34:01.156	
3 -	1:01.212	45.925	1:47.137	73.25	3.060	18:35:48.293	
4 -	59.885	45.087	1:44.972	74.76	0.895	18:37:33.265	
5 -	59.564	45.577	1:45.141	74.64	1.064	18:39:18.406	
6 -	59.360	45.720	1:45.080	74.68	1.003	18:41:03.486	
7 -	59.540	44.880	1:44.420 (3)	75.15	0.343	18:42:47.906	
8 -	59.336	<b>44.741</b>	<b>1:44.077 (1)</b>	<b>75.40</b>		<b>18:44:31.983</b>	
9 -	59.206	45.701	1:44.907	74.80	0.830	18:46:16.890	
10 -	<b>58.956</b>	45.150	1:44.106 (2)	75.38	0.029	18:48:00.996	

P8		32 SUP		HORSPOLE / COLE		Shelbourne Honda - baker plant hire	
IDEAL LAP TIME : 1:44.995		BEST LAP TIME : 1:45.325		DIFFERENCE : 0.330			
LAP	SECTOR 1	SECTOR 2	LAP TIME	MPH	DIFF	TIME OF DAY	
1 -		46.200	1:57.439	66.82	12.114	18:32:15.513	
2 -	1:01.161	45.516	1:46.677	73.56	1.352	18:34:02.190	
3 -	1:00.338	46.520	1:46.858	73.44	1.533	18:35:49.048	
4 -	1:01.251	45.614	1:46.865	73.43	1.540	18:37:35.913	
5 -	1:00.758	45.590	1:46.348	73.79	1.023	18:39:22.261	
6 -	59.874	45.482	1:45.356 (2)	74.49	0.031	18:41:07.617	
7 -	<b>59.614</b>	45.882	1:45.496	74.39	0.171	18:42:53.113	
8 -	59.805	45.520	<b>1:45.325 (1)</b>	<b>74.51</b>		<b>18:44:38.438</b>	
9 -	1:00.060	<b>45.381</b>	1:45.441 (3)	74.43	0.116	18:46:23.879	
10 -	59.965	45.735	1:45.700	74.24	0.375	18:48:09.579	

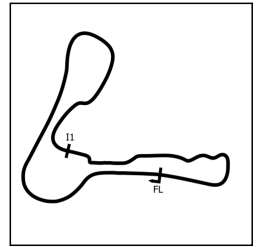
Weather / Track : Sunny / Drying

Cadwell Park  
Circuit Length = 2.1800 miles  
Start: 18:30 Flag 18:47 End: 18:49

# International Sidecar Revival Meeting 2021

## FSRA British F2 Sidecar Championship

### RACE 15 - SECTOR ANALYSIS



SECTOR 1 = FL to I1, SECTOR 2 = I1 to FL, DIFF = Difference To Personal Best Lap, P = Crossed Finish Line in Pit Lane, D = Time Disallowed

P9 99 SUP RAMSDEN / RAMSDEN		- Ramsden Racing				
IDEAL LAP TIME : 1:45.622		BEST LAP TIME : 1:45.863		DIFFERENCE : 0.241		
LAP	SECTOR 1	SECTOR 2	LAP TIME	MPH	DIFF	TIME OF DAY
1 -		46.579	1:54.602	68.48	8.739	18:32:12.676
2 -	1:00.603	46.125	1:46.728	73.53	0.865	18:33:59.404
3 -	1:02.561	46.431	1:48.992	72.00	3.129	18:35:48.396
4 -	1:01.146	46.082	1:47.228	73.19	1.365	18:37:35.624
5 -	1:01.291	46.475	1:47.766	72.82	1.903	18:39:23.390
6 -	1:00.750	<b>45.341</b>	1:46.091 (2)	73.97	0.228	18:41:09.481
7 -	1:00.668	46.930	1:47.598	72.93	1.735	18:42:57.079
8 -	<b>1:00.281</b>	46.433	1:46.714	73.54	0.851	18:44:43.793
9 -	1:00.286	45.577	<b>1:45.863 (1)</b>	<b>74.13</b>		<b>18:46:29.656</b>
10 -	1:00.699	45.694	1:46.393 (3)	73.76	0.530	18:48:16.049

P10 8 CUP ILARIA / SIMS		DDM - Powerhouse				
IDEAL LAP TIME : 1:44.576		BEST LAP TIME : 1:45.074		DIFFERENCE : 0.498		
LAP	SECTOR 1	SECTOR 2	LAP TIME	MPH	DIFF	TIME OF DAY
1 -		49.327	2:05.434	62.56	20.360	18:32:23.508
2 -	1:03.184	48.956	1:52.140	69.98	7.066	18:34:15.648
3 -	1:03.005	47.590	1:50.595	70.96	5.521	18:36:06.243
4 -	1:00.222	45.824	1:46.046	74.00	0.972	18:37:52.289
5 -	59.702	45.372	<b>1:45.074 (1)</b>	<b>74.69</b>		<b>18:39:37.363</b>
6 -	1:01.045	45.996	1:47.041	73.31	1.967	18:41:24.404
7 -	1:00.636	<b>44.970</b>	1:45.606 (3)	74.31	0.532	18:43:10.010
8 -	<b>59.606</b>	50.799	1:50.405	71.08	5.331	18:45:00.415
9 -	1:00.256	45.687	1:45.943	74.07	0.869	18:46:46.358
10 -	1:00.046	45.400	1:45.446 (2)	74.42	0.372	18:48:31.804

P11 71 CUP C. SCHOFIELD / COLBROOK		Baker Honda -				
IDEAL LAP TIME : 1:46.903		BEST LAP TIME : 1:47.302		DIFFERENCE : 0.399		
LAP	SECTOR 1	SECTOR 2	LAP TIME	MPH	DIFF	TIME OF DAY
1 -		46.557	1:57.164	66.98	9.862	18:32:15.238
2 -	1:01.450	46.192	1:47.642	72.90	0.340	18:34:02.880
3 -	1:01.218	<b>46.160</b>	1:47.378 (3)	73.08	0.076	18:35:50.258
4 -	1:01.060	46.309	1:47.369 (2)	73.09	0.067	18:37:37.627
5 -	1:01.048	46.254	<b>1:47.302 (1)</b>	<b>73.13</b>		<b>18:39:24.929</b>
6 -	<b>1:00.743</b>	46.741	1:47.484	73.01	0.182	18:41:12.413
7 -	1:01.722	46.684	1:48.406	72.39	1.104	18:43:00.819
8 -	1:01.149	59.091	2:00.240	65.27	12.938	18:45:01.059
9 -	1:01.697	46.564	1:48.261	72.49	0.959	18:46:49.320
10 -	1:01.121	47.282	1:48.403	72.39	1.101	18:48:37.723

P12 23 CUP HACKNEY / RYDER		C.E.S Suzuki - LPC / BAD MONKEY CONVERSIONS				
IDEAL LAP TIME : 1:47.674		BEST LAP TIME : 1:48.250		DIFFERENCE : 0.576		
LAP	SECTOR 1	SECTOR 2	LAP TIME	MPH	DIFF	TIME OF DAY
1 -		47.770	2:01.295	64.70	13.045	18:32:19.369
2 -	1:03.462	46.833	1:50.295	71.15	2.045	18:34:09.664
3 -	1:01.951	47.140	1:49.091	71.94	0.841	18:35:58.755
4 -	1:01.649	48.149	1:49.798	71.47	1.548	18:37:48.553
5 -	1:02.069	<b>46.181</b>	<b>1:48.250 (1)</b>	<b>72.49</b>		<b>18:39:36.803</b>
6 -	<b>1:01.493</b>	46.869	1:48.362 (2)	72.42	0.112	18:41:25.165
7 -	1:02.425	47.189	1:49.614	71.59	1.364	18:43:14.779
8 -	1:01.847	46.727	1:48.574 (3)	72.28	0.324	18:45:03.353
9 -	1:02.499	46.648	1:49.147	71.90	0.897	18:46:52.500
10 -	1:02.272	47.376	1:49.648	71.57	1.398	18:48:42.148

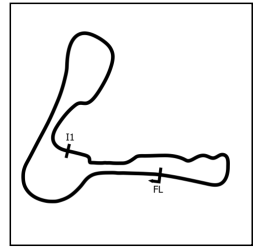
Weather / Track : Sunny / Drying

Cadwell Park  
Circuit Length = 2.1800 miles  
Start: 18:30 Flag 18:47 End: 18:49

# International Sidecar Revival Meeting 2021

## FSRA British F2 Sidecar Championship

### RACE 15 - SECTOR ANALYSIS



SECTOR 1 = FL to I1, SECTOR 2 = I1 to FL, DIFF = Difference To Personal Best Lap, P = Crossed Finish Line in Pit Lane, D = Time Disallowed

P13 41 CUP RILEY / JAMES			MR Equipe - Finecut Developments			
IDEAL LAP TIME : 1:47.910		BEST LAP TIME : 1:48.040		DIFFERENCE : 0.130		
LAP	SECTOR 1	SECTOR 2	LAP TIME	MPH	DIFF	TIME OF DAY
1 -		46.818	1:58.439	66.26	10.399	18:32:16.513
2 -	1:01.612	<b>46.428</b>	<b>1:48.040 (1)</b>	<b>72.64</b>		<b>18:34:04.553</b>
3 -	1:02.701	47.351	1:50.052	71.31	2.012	18:35:54.605
4 -	1:01.570	48.735	1:50.305	71.14	2.265	18:37:44.910
5 -	1:02.151	48.896	1:51.047	70.67	3.007	18:39:35.957
6 -	1:01.547	46.751	1:48.298 (2)	72.46	0.258	18:41:24.255
7 -	1:02.061	49.650	1:51.711	70.25	3.671	18:43:15.966
8 -	1:01.504	47.542	1:49.046	71.97	1.006	18:45:05.012
9 -	<b>1:01.482</b>	47.123	1:48.605 (3)	72.26	0.565	18:46:53.617
10 -	1:02.044	46.926	1:48.970	72.02	0.930	18:48:42.587

P14 39 CUP MOORE / DODD			Ireson Honda - LBS Racing/Team Stannard			
IDEAL LAP TIME : 1:48.370		BEST LAP TIME : 1:48.719		DIFFERENCE : 0.349		
LAP	SECTOR 1	SECTOR 2	LAP TIME	MPH	DIFF	TIME OF DAY
1 -		49.248	2:05.667	62.45	16.948	18:32:23.741
2 -	1:03.530	48.852	1:52.382	69.83	3.663	18:34:16.123
3 -	1:03.308	47.373	1:50.681	70.90	1.962	18:36:06.804
4 -	1:02.114	<b>46.605</b>	<b>1:48.719 (1)</b>	<b>72.18</b>		<b>18:37:55.523</b>
5 -	1:02.363	47.294	1:49.657	71.56	0.938	18:39:45.180
6 -	<b>1:01.765</b>	47.405	1:49.170 (3)	71.88	0.451	18:41:34.350
7 -	1:02.188	46.933	1:49.121 (2)	71.92	0.402	18:43:23.471
8 -	1:02.330	50.048	1:52.378	69.83	3.659	18:45:15.849
9 -	1:05.353	47.979	1:53.332	69.24	4.613	18:47:09.181

P15 117 CUP D. SCHOFIELD / PAWSEY			Windle Suzuki - Witch eLiquid			
IDEAL LAP TIME : 1:48.464		BEST LAP TIME : 1:48.507		DIFFERENCE : 0.043		
LAP	SECTOR 1	SECTOR 2	LAP TIME	MPH	DIFF	TIME OF DAY
1 -		48.272	2:04.114	63.23	15.607	18:32:22.188
2 -	1:04.298	48.511	1:52.809	69.56	4.302	18:34:14.997
3 -	1:03.203	47.428	1:50.631	70.93	2.124	18:36:05.628
4 -	1:02.423	<b>46.799</b>	1:49.222 (2)	71.85	0.715	18:37:54.850
5 -	1:02.530	47.207	1:49.737 (3)	71.51	1.230	18:39:44.587
6 -	1:01.829	48.831	1:50.660	70.92	2.153	18:41:35.247
7 -	<b>1:01.665</b>	46.842	<b>1:48.507 (1)</b>	<b>72.32</b>		<b>18:43:23.754</b>
8 -	1:02.860	50.377	1:53.237	69.30	4.730	18:45:16.991
9 -	1:04.591	47.725	1:52.316	69.87	3.809	18:47:09.307

P16 54 CUP ALTON / BROTHERTON			LCR Suzuki - OTC Dyno			
IDEAL LAP TIME : 1:51.374		BEST LAP TIME : 1:51.374		DIFFERENCE : 0.000		
LAP	SECTOR 1	SECTOR 2	LAP TIME	MPH	DIFF	TIME OF DAY
1 -		50.075	2:06.875	61.85	15.501	18:32:24.949
2 -	1:04.254	49.081	1:53.335	69.24	1.961	18:34:18.284
3 -	1:03.313	49.049	1:52.362 (3)	69.84	0.988	18:36:10.646
4 -	1:03.467	48.289	1:51.756 (2)	70.22	0.382	18:38:02.402
5 -	<b>1:03.112</b>	<b>48.262</b>	<b>1:51.374 (1)</b>	<b>70.46</b>		<b>18:39:53.776</b>
6 -	1:03.330	49.108	1:52.438	69.79	1.064	18:41:46.214
7 -	1:03.548	48.880	1:52.428	69.80	1.054	18:43:38.642
8 -	1:03.986	48.673	1:52.659	69.66	1.285	18:45:31.301
9 -	1:03.901	48.726	1:52.627	69.68	1.253	18:47:23.928

Weather / Track : Sunny / Drying

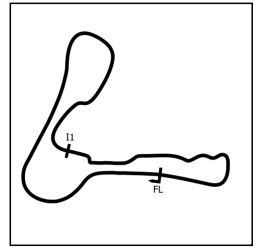
Cadwell Park  
Circuit Length = 2.1800 miles  
Start: 18:30 Flag 18:47 End: 18:49



# International Sidecar Revival Meeting 2021

## FSRA British F2 Sidecar Championship

### RACE 15 - SECTOR ANALYSIS



SECTOR 1 = FL to I1, SECTOR 2 = I1 to FL, DIFF = Difference To Personal Best Lap, P = Crossed Finish Line in Pit Lane, D = Time Disallowed

P17		7 SUP		JONES / GASH		LCR Suzuki - Lincoln Refrigeration	
IDEAL LAP TIME : 1:50.970		BEST LAP TIME : 1:50.993		DIFFERENCE : 0.023			
LAP	SECTOR 1	SECTOR 2	LAP TIME	MPH	DIFF	TIME OF DAY	
1 -		58.402	2:10.780	60.00	19.787	18:32:28.854	
2 -	1:04.449	47.990	1:52.439	69.79	1.446	18:34:21.293	
3 -	1:03.509	48.892	1:52.401	69.82	1.408	18:36:13.694	
4 -	1:03.363	47.828	1:51.191 (3)	70.58	0.198	18:38:04.885	
5 -	1:03.382	47.803	1:51.185 (2)	70.58	0.192	18:39:56.070	
6 -	1:03.260	<b>47.733</b>	<b>1:50.993 (1)</b>	<b>70.70</b>		<b>18:41:47.063</b>	
7 -	<b>1:03.237</b>	48.527	1:51.764	70.21	0.771	18:43:38.827	
8 -	1:04.389	48.530	1:52.919	69.50	1.926	18:45:31.746	
9 -	1:04.243	48.313	1:52.556	69.72	1.563	18:47:24.302	

P18		95 GST		REMNANT / TILLEY		Lumley -	
IDEAL LAP TIME : 1:48.791		BEST LAP TIME : 1:49.384		DIFFERENCE : 0.593			
LAP	SECTOR 1	SECTOR 2	LAP TIME	MPH	DIFF	TIME OF DAY	
1 -		48.138	2:02.640	63.99	13.256	18:32:20.714	
2 -	1:03.833	47.345	1:51.178	70.59	1.794	18:34:11.892	
3 -	1:03.138	47.186	1:50.324 (3)	71.13	0.940	18:36:02.216	
4 -	1:02.658	49.537	1:52.195	69.95	2.811	18:37:54.411	
5 -	1:02.611	47.275	1:49.886 (2)	71.42	0.502	18:39:44.297	
6 -	<b>1:01.869</b>	47.515	<b>1:49.384 (1)</b>	<b>71.74</b>		<b>18:41:33.681</b>	
7 -	1:06.271	<b>46.922</b>	1:53.193	69.33	3.809	18:43:26.874	
8 -	1:02.543	1:27.384	2:29.927	52.34	40.543	18:45:56.801	
9 -	1:08.578	50.996	1:59.574	65.63	10.190	18:47:56.375	

P19		26 CUP		ATKINSON / MIDDLETON		Bellas - CMS/RAF MSA	
IDEAL LAP TIME : 1:46.839		BEST LAP TIME : 1:47.246		DIFFERENCE : 0.407			
LAP	SECTOR 1	SECTOR 2	LAP TIME	MPH	DIFF	TIME OF DAY	
1 -		<b>46.217</b>	1:55.399 (2)	68.00	8.153	18:32:13.473	
2 -	1:00.775	46.471	<b>1:47.246 (1)</b>	<b>73.17</b>		<b>18:34:00.719</b>	

P20		37 CUP		MORPHET / HALLIBURTON		LCR Suzuki -	
IDEAL LAP TIME : 1:52.688		BEST LAP TIME : 1:53.331		DIFFERENCE : 0.643			
LAP	SECTOR 1	SECTOR 2	LAP TIME	MPH	DIFF	TIME OF DAY	
1 -		<b>47.695</b>	2:02.971 (2)	63.82	9.640	18:32:21.045	
2 -	<b>1:04.993</b>	48.338	<b>1:53.331 (1)</b>	<b>69.24</b>		<b>18:34:14.376</b>	

P21		27 CUP		STOCKTON / STOCKTON		LCR Suzuki - Dennis Menace Racing	
IDEAL LAP TIME : 1:54.399		BEST LAP TIME : 2:00.457		DIFFERENCE : 6.058			
LAP	SECTOR 1	SECTOR 2	LAP TIME	MPH	DIFF	TIME OF DAY	
1 -		<b>47.234</b>	<b>2:00.457 (1)</b>	<b>65.15</b>		<b>18:32:18.531</b>	

# International Sidecar Revival Meeting 2021

## FSRA British F2 Sidecar Championship

### RACE 15 - BEST SECTORS

SECTOR 1			SECTOR 2			IDEAL / BEST COMPARISON						
POS	NO	NAME	TIME	NO	NAME	TIME	POS	NO	NAME	IDEAL	BEST	DIFF
									<b>PERFECT LAP</b>	<b>1:38.813</b>		
1	45	PAYNE / WILKES	<b>55.903</b>	45	PAYNE / WILKES	<b>42.910</b>	1	45	PAYNE / WILKES	1:38.813	1:39.333	<b>0.520</b>
2	17	CRAWFORD / HARDIE	<b>56.419</b>	17	CRAWFORD / HARDIE	<b>43.176</b>	2	17	CRAWFORD / HARDIE	1:39.595	1:39.927	<b>0.332</b>
3	44	A. FOUNDS / LOWTHER	<b>57.535</b>	44	A. FOUNDS / LOWTHER	<b>43.263</b>	3	44	A. FOUNDS / LOWTHER	1:40.798	1:40.812	<b>0.014</b>
4	25	GIBSON / MOORE	<b>58.240</b>	25	GIBSON / MOORE	<b>43.935</b>	4	25	GIBSON / MOORE	1:42.175	1:42.405	<b>0.230</b>
5	6	BRYAN / HYDE	<b>58.838</b>	6	BRYAN / HYDE	<b>44.180</b>	5	6	BRYAN / HYDE	1:43.018	1:43.188	<b>0.170</b>
6	42	LOWTHER / ROSTRON	<b>58.956</b>	42	LOWTHER / ROSTRON	<b>44.741</b>	6	42	LOWTHER / ROSTRON	1:43.697	1:44.077	<b>0.380</b>
7	3	HARRISON / BINNS	<b>59.073</b>	8	ILARIA / SIMS	<b>44.970</b>	7	3	HARRISON / BINNS	1:44.120	1:44.354	<b>0.234</b>
8	8	ILARIA / SIMS	<b>59.606</b>	3	HARRISON / BINNS	<b>45.047</b>	8	8	ILARIA / SIMS	1:44.576	1:45.074	<b>0.498</b>
9	32	HORSPOLE / COLE	<b>59.614</b>	99	RAMSDEN / RAMSDEN	<b>45.341</b>	9	32	HORSPOLE / COLE	1:44.995	1:45.325	<b>0.330</b>
10	99	RAMSDEN / RAMSDEN	<b>1:00.281</b>	32	HORSPOLE / COLE	<b>45.381</b>	10	99	RAMSDEN / RAMSDEN	1:45.622	1:45.863	<b>0.241</b>
11	26	ATKINSON / MIDDLETON	<b>1:00.622</b>	71	C. SCHOFIELD / COLBROOK	<b>46.160</b>	11	26	ATKINSON / MIDDLETON	1:46.839	1:47.246	<b>0.407</b>
12	71	C. SCHOFIELD / COLBROOK	<b>1:00.743</b>	23	HACKNEY / RYDER	<b>46.181</b>	12	71	C. SCHOFIELD / COLBROOK	1:46.903	1:47.302	<b>0.399</b>
13	41	RILEY / JAMES	<b>1:01.482</b>	26	ATKINSON / MIDDLETON	<b>46.217</b>	13	23	HACKNEY / RYDER	1:47.674	1:48.250	<b>0.576</b>
14	23	HACKNEY / RYDER	<b>1:01.493</b>	41	RILEY / JAMES	<b>46.428</b>	14	41	RILEY / JAMES	1:47.910	1:48.040	<b>0.130</b>
15	117	D. SCHOFIELD / PAWSEY	<b>1:01.665</b>	39	MOORE / DODD	<b>46.605</b>	15	39	MOORE / DODD	1:48.370	1:48.719	<b>0.349</b>
16	39	MOORE / DODD	<b>1:01.765</b>	117	D. SCHOFIELD / PAWSEY	<b>46.799</b>	16	117	D. SCHOFIELD / PAWSEY	1:48.464	1:48.507	<b>0.043</b>
17	95	REMNANT / TILLEY	<b>1:01.869</b>	95	REMNANT / TILLEY	<b>46.922</b>	17	95	REMNANT / TILLEY	1:48.791	1:49.384	<b>0.593</b>
18	54	ALTON / BROTHERTON	<b>1:03.112</b>	27	STOCKTON / STOCKTON	<b>47.234</b>	18	7	JONES / GASH	1:50.970	1:50.993	<b>0.023</b>
19	7	JONES / GASH	<b>1:03.237</b>	37	MORPHET / HALLIBURTON	<b>47.695</b>	19	54	ALTON / BROTHERTON	1:51.374	1:51.374	<b>0.000</b>
20	37	MORPHET / HALLIBURTON	<b>1:04.993</b>	7	JONES / GASH	<b>47.733</b>	20	37	MORPHET / HALLIBURTON	1:52.688	1:53.331	<b>0.643</b>
21	27	STOCKTON / STOCKTON	<b>1:07.165</b>	54	ALTON / BROTHERTON	<b>48.262</b>	21	27	STOCKTON / STOCKTON	1:54.399	2:00.457	<b>6.058</b>
22												

Weather / Track : Sunny / Drying

Results can be found at [www.tsl-timing.com](http://www.tsl-timing.com)

Cadwell Park  
Circuit Length = 2.1800 miles  
Start: 18:30 Flag 18:47 End: 18:49

Printed - 18:49 Saturday, 07 August 2021

# International Sidecar Revival Meeting 2021

## FSRA British F2 Sidecar Championship

### RACE 15 - STATISTICS

**Competitors Started** 22  
**Planned Start** 2021-08-07 @ 18:25:00.000  
**Actual Start** 2021-08-07 @ 18:30:18.073  
**Finish Time** 2021-08-07 @ 18:47:09.180  
**Track Length** 2.1800mi.  
**Total Laps** 180  
**Total Distance Covered** 392.4033mi.

#### Session Fastest Lap History

NO	CL	NAME	LAP TIME	TIME OF DAY	LAP	VEHICLE
17	SUP	CRAWFORD / HARDIE	<b>1:50.186</b>	18:32:08.277	1	
17	SUP	CRAWFORD / HARDIE	<b>1:41.041</b>	18:33:49.318	2	
17	SUP	CRAWFORD / HARDIE	<b>1:40.291</b>	18:35:29.609	3	
45	CUP	PAYNE / WILKES	<b>1:40.177</b>	18:35:30.642	3	GP-F2 Yamaha
17	SUP	CRAWFORD / HARDIE	<b>1:39.927</b>	18:37:09.537	4	
45	CUP	PAYNE / WILKES	<b>1:39.415</b>	18:37:10.056	4	GP-F2 Yamaha
45	CUP	PAYNE / WILKES	<b>1:39.333</b>	18:47:09.579	10	GP-F2 Yamaha

#### Session Leader History

NO	CL	NAME	FROM LAP	LAPS LED	DISTANCE	VEHICLE
17	SUP	CRAWFORD / HARDIE	1	6	13.08 miles	
45	CUP	PAYNE / WILKES	7	4	8.72 miles	GP-F2 Yamaha

#### Flag History

TYPE	TIME OF DAY
GREEN	18:30:18.073
FINISH	18:47:09.180

#### Flag Statistics

TYPE	COUNT	TOTAL LAPS	TOTAL TIME
Green	1	10	18:57.390
Red	0	0	0.000
Safety Car	0	0	0.000
FCY	0	0	0.000

Weather / Track : Sunny / Drying

# International Sidecar Revival Meeting 2021

## FSRA British F2 Sidecar Championship

### RACE 15 - STATISTICS

CLASS : SUP

8 Starters

#### Fastest Lap History

NO	NAME	LAP TIME	TIME OF DAY	LAP	VEHICLE
17	CRAWFORD / HARDIE	<b>1:50.186</b>	18:32:08.277	1	
17	CRAWFORD / HARDIE	<b>1:41.041</b>	18:33:49.318	2	
17	CRAWFORD / HARDIE	<b>1:40.291</b>	18:35:29.609	3	
17	CRAWFORD / HARDIE	<b>1:39.927</b>	18:37:09.537	4	

#### Leader History

NO	NAME	FROM LAP	LAPS LED	DISTANCE	VEHICLE
17	CRAWFORD / HARDIE	1	10	21.80 miles	

# International Sidecar Revival Meeting 2021

## FSRA British F2 Sidecar Championship

### RACE 15 - STATISTICS

CLASS : GST

3 Starters

#### Fastest Lap History

NO	NAME	LAP TIME	TIME OF DAY	LAP	VEHICLE
6	BRYAN / HYDE	1:51.815	18:32:09.908	1	Baker Honda
6	BRYAN / HYDE	1:45.744	18:33:55.652	2	Baker Honda
6	BRYAN / HYDE	1:44.066	18:35:39.718	3	Baker Honda
25	GIBSON / MOORE	1:43.583	18:39:12.346	5	Shelbourne Suzuki
25	GIBSON / MOORE	1:43.036	18:40:55.382	6	Shelbourne Suzuki
25	GIBSON / MOORE	1:42.405	18:42:37.787	7	Shelbourne Suzuki

#### Leader History

NO	NAME	FROM LAP	LAPS LED	DISTANCE	VEHICLE
6	BRYAN / HYDE	1	8	17.44 miles	Baker Honda
25	GIBSON / MOORE	9	2	4.36 miles	Shelbourne Suzuki

# International Sidecar Revival Meeting 2021

## FSRA British F2 Sidecar Championship

### RACE 15 - STATISTICS

CLASS : CUP

11 Starters

#### Fastest Lap History

NO	NAME	LAP TIME	TIME OF DAY	LAP	VEHICLE
45	PAYNE / WILKES	1:50.828	18:32:08.919	1	GP-F2 Yamaha
45	PAYNE / WILKES	1:41.545	18:33:50.464	2	GP-F2 Yamaha
45	PAYNE / WILKES	1:40.177	18:35:30.642	3	GP-F2 Yamaha
45	PAYNE / WILKES	1:39.415	18:37:10.056	4	GP-F2 Yamaha
45	PAYNE / WILKES	1:39.333	18:47:09.579	10	GP-F2 Yamaha

#### Leader History

NO	NAME	FROM LAP	LAPS LED	DISTANCE	VEHICLE
45	PAYNE / WILKES	1	10	21.80 miles	GP-F2 Yamaha




# International Sidecar Revival Meeting 2021

## FSRA British F2 Sidecar Championship

### RACE 2 - GRID (12 Laps)

ROW 12	23	19	DICKINSON / DICKINSON				
ROW 11	21	27	STOCKTON / STOCKTON	22	72	P. FOUNDS / WALMSLEY	
ROW 10		19	26	ATKINSON / MIDDLETON	20	37	MORPHET / HALLIBURTON
ROW 9	17	7	JONES / GASH	18	95	REMNANT / TILLEY	
ROW 8		15	117	D. SCHOFIELD / PAWSEY	16	54	ALTON / BROTHERTON
ROW 7	13	41	RILEY / JAMES	14	39	MOORE / DODD	
ROW 6		11	71	C. SCHOFIELD / COLBROOK	12	23	HACKNEY / RYDER
ROW 5	9	99	RAMSDEN / RAMSDEN	10	8	ILARIA / SIMS	
ROW 4		7	42	LOWTHER / ROSTRON	8	32	HORSPOLE / COLE
ROW 3	5	17	CRAWFORD / HARDIE	6	45	PAYNE / WILKES	
ROW 2		3	25	GIBSON / MOORE	4	44	A. FOUNDS / LOWTHER
ROW 1	1	3	HARRISON / BINNS	2	6	BRYAN / HYDE	

**Pole**



Cadwell Park

Circuit Length = 2.1800 miles

These results are provisional until the conclusion of any judicial and technical matters.

Clerk Of Course :	Stewards :	Timekeeper : Craig Smith
-------------------	------------	--------------------------

Results can be found at [www.tsl-timing.com](http://www.tsl-timing.com)

Printed - 18:51 Saturday, 07 August 2021





**International Sidecar Revival Meeting 2021**  
**FSRA British F2 Sidecar Championship**  
**SUNDAY FREE PRACTICE - CLASSIFICATION**

POS	NO	CL	PIC NAME	ENTRY	TIME	ON	LAPS	GAP	DIFF	MPH
1	72	SUP	1 P. FOUNDS / WALMSLEY	Rowtec LCF600 - Rowtec	1:37.135	4	4			80.79
2	17	SUP	2 CRAWFORD / HARDIE	- Team ARC	1:38.173	3	4	1.038	1.038	79.94
3	42	SUP	3 LOWTHER / ROSTRON	LCR Yamaha - AWB ENGINEERING	1:42.218	4	4	5.083	4.045	76.77
4	99	SUP	4 RAMSDEN / RAMSDEN	- Ramsden Racing	1:42.539	4	4	5.404	0.321	76.53
5	44	SUP	5 A. FOUNDS / LOWTHER	LCR Yamaha - Cloud vapers	1:42.835	3	4	5.700	0.296	76.31
6	25	GST	1 GIBSON / MOORE	Shelbourne Suzuki - GDM Logistics	1:42.996	4	4	5.861	0.161	76.19
7	3	SUP	6 HARRISON / BINNS	Bellas Honda - Town Garage	1:43.676	4	4	6.541	0.680	75.69
8	27	CUP	1 STOCKTON / STOCKTON	LCR Suzuki - Dennis Menace Racing	1:44.564	4	4	7.429	0.888	75.05
9	8	CUP	2 ILARIA / SIMS	DDM - Powerhouse	1:44.725	4	4	7.590	0.161	74.93
10	71	CUP	3 C. SCHOFIELD / COLBROOK	Baker Honda -	1:46.087	4	4	8.952	1.362	73.97
11	23	CUP	4 HACKNEY / RYDER	C.E.S Suzuki - LPC / BAD MONKEY CONVERSIONS	1:47.121	3	3	9.986	1.034	73.26
12	117	CUP	5 D. SCHOFIELD / PAWSEY	Windle Suzuki - Witch eLiquid	1:47.693	3	4	10.558	0.572	72.87
13	37	CUP	6 MORPHET / HALLIBURTON	LCR Suzuki -	1:47.985	3	3	10.850	0.292	72.67
14	39	CUP	7 MOORE / DODD	Ireson Honda - LBS Racing/Team Stannard	1:48.534	3	3	11.399	0.549	72.30
15	7	SUP	7 JONES / GASH	LCR Suzuki - Lincoln Refrigeration	1:49.422	2	2	12.287	0.888	71.72
16	54	CUP	8 ALTON / BROTHERTON	LCR Suzuki - OTC Dyno	1:49.617	3	3	12.482	0.195	71.59
17	95	GST	2 REMNANT / TILLEY	Lumley -	1:54.193	2	2	17.058	4.576	68.72
18	32	SUP	8 HORSPOLE / COLE	Shelbourne Honda - baker plant hire	1:55.102	1	1	17.967	0.909	68.18
19	26	CUP	9 ATKINSON / MIDDLETON	Bellas - CMS/RAF MSA	1:55.124	4	4	17.989	0.022	68.17

Weather / Track : Cloudy / Dry

These results are provisional until the conclusion of any judicial and technical matters.

Cadwell Park

Circuit Length = 2.1800 miles

Start: 09:08 Flag 09:15 End: 09:17

Clerk Of Course :	Stewards :	Timekeeper : Craig Smith
-------------------	------------	--------------------------

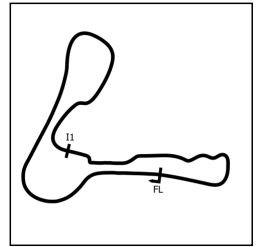
Results can be found at [www.tsl-timing.com](http://www.tsl-timing.com)

Printed - 09:18 Sunday, 08 August 2021





**International Sidecar Revival Meeting 2021**  
**FSRA British F2 Sidecar Championship**  
**SUNDAY FREE PRACTICE - SECTOR ANALYSIS**



SECTOR 1 = FL to I1, SECTOR 2 = I1 to FL, DIFF = Difference To Personal Best Lap, P = Crossed Finish Line in Pit Lane, D = Time Disallowed

P1		72 SUP		P. FOUNDS / WALMSLEY		Rowtec LCF600 - Rowtec	
IDEAL LAP TIME : 1:37.135		BEST LAP TIME : 1:37.135		DIFFERENCE : 0.000			
LAP	SECTOR 1	SECTOR 2	LAP TIME	MPH	DIFF	TIME OF DAY	
1 -	1:00.858	43.574	1:44.432	75.15	7.297	09:11:06.649	
2 -	56.938	41.984	1:38.922 (3)	79.33	1.787	09:12:45.571	
3 -	56.053	41.580	1:37.633 (2)	80.38	0.498	09:14:23.204	
4 -	<b>55.575</b>	<b>41.560</b>	<b>1:37.135 (1)</b>	<b>80.79</b>		<b>09:16:00.339</b>	

P2		17 SUP		CRAWFORD / HARDIE		- Team ARC	
IDEAL LAP TIME : 1:38.173		BEST LAP TIME : 1:38.173		DIFFERENCE : 0.000			
LAP	SECTOR 1	SECTOR 2	LAP TIME	MPH	DIFF	TIME OF DAY	
1 -	59.344	43.769	1:43.113	76.11	4.940	09:11:08.583	
2 -	56.825	41.821	1:38.646 (2)	79.55	0.473	09:12:47.229	
3 -	<b>56.554</b>	<b>41.619</b>	<b>1:38.173 (1)</b>	<b>79.94</b>		<b>09:14:25.402</b>	
4 -	56.602	42.625	1:39.227 (3)	79.09	1.054	09:16:04.629	

P3		42 SUP		LOWTHER / ROSTRON		LCR Yamaha - AWB ENGINEERING	
IDEAL LAP TIME : 1:42.218		BEST LAP TIME : 1:42.218		DIFFERENCE : 0.000			
LAP	SECTOR 1	SECTOR 2	LAP TIME	MPH	DIFF	TIME OF DAY	
1 -	1:01.107	44.637	1:45.744	74.21	3.526	09:11:08.458	
2 -	1:00.074	43.704	1:43.778 (3)	75.62	1.560	09:12:52.236	
3 -	58.825	43.688	1:42.513 (2)	76.55	0.295	09:14:34.749	
4 -	<b>58.535</b>	<b>43.683</b>	<b>1:42.218 (1)</b>	<b>76.77</b>		<b>09:16:16.967</b>	

P4		99 SUP		RAMSDEN / RAMSDEN		- Ramsden Racing	
IDEAL LAP TIME : 1:42.539		BEST LAP TIME : 1:42.539		DIFFERENCE : 0.000			
LAP	SECTOR 1	SECTOR 2	LAP TIME	MPH	DIFF	TIME OF DAY	
1 -	1:04.533	46.192	1:50.725	70.87	8.186	09:11:19.916	
2 -	1:00.203	44.602	1:44.805 (3)	74.88	2.266	09:13:04.721	
3 -	59.673	43.887	1:43.560 (2)	75.78	1.021	09:14:48.281	
4 -	<b>58.673</b>	<b>43.866</b>	<b>1:42.539 (1)</b>	<b>76.53</b>		<b>09:16:30.820</b>	

P5		44 SUP		A. FOUNDS / LOWTHER		LCR Yamaha - Cloud vapors	
IDEAL LAP TIME : 1:42.690		BEST LAP TIME : 1:42.835		DIFFERENCE : 0.145			
LAP	SECTOR 1	SECTOR 2	LAP TIME	MPH	DIFF	TIME OF DAY	
1 -	1:07.407	46.452	1:53.859	68.92	11.024	09:11:30.617	
2 -	1:01.557	45.922	1:47.479 (3)	73.01	4.644	09:13:18.096	
3 -	<b>58.905</b>	43.930	<b>1:42.835 (1)</b>	<b>76.31</b>		<b>09:15:00.931</b>	
4 -	59.259	<b>43.785</b>	1:43.044 (2)	76.16	0.209	09:16:43.975	

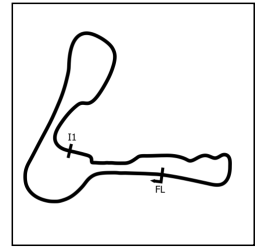
P6		25 GST		GIBSON / MOORE		Shelbourne Suzuki - GDM Logistics	
IDEAL LAP TIME : 1:42.909		BEST LAP TIME : 1:42.996		DIFFERENCE : 0.087			
LAP	SECTOR 1	SECTOR 2	LAP TIME	MPH	DIFF	TIME OF DAY	
1 -	1:04.171	45.312	1:49.483	71.68	6.487	09:11:13.285	
2 -	1:00.483	44.493	1:44.976 (3)	74.76	1.980	09:12:58.261	
3 -	<b>59.674</b>	43.982	1:43.656 (2)	75.71	0.660	09:14:41.917	
4 -	59.761	<b>43.235</b>	<b>1:42.996 (1)</b>	<b>76.19</b>		<b>09:16:24.913</b>	

P7		3 SUP		HARRISON / BINNS		Bellas Honda - Town Garage	
IDEAL LAP TIME : 1:43.676		BEST LAP TIME : 1:43.676		DIFFERENCE : 0.000			
LAP	SECTOR 1	SECTOR 2	LAP TIME	MPH	DIFF	TIME OF DAY	
1 -	1:05.621	48.244	1:53.865	68.92	10.189	09:11:36.127	
2 -	1:01.651	46.238	1:47.889 (3)	72.74	4.213	09:13:24.016	
3 -	1:00.283	46.063	1:46.346 (2)	73.79	2.670	09:15:10.362	
4 -	<b>59.965</b>	<b>43.711</b>	<b>1:43.676 (1)</b>	<b>75.69</b>		<b>09:16:54.038</b>	

Weather / Track : Cloudy / Dry

Cadwell Park  
 Circuit Length = 2.1800 miles  
 Start: 09:08 Flag 09:15 End: 09:17

**International Sidecar Revival Meeting 2021**  
**FSRA British F2 Sidecar Championship**  
**SUNDAY FREE PRACTICE - SECTOR ANALYSIS**



SECTOR 1 = FL to I1, SECTOR 2 = I1 to FL, DIFF = Difference To Personal Best Lap, P = Crossed Finish Line in Pit Lane, D = Time Disallowed

<b>P8 27 CUP STOCKON / STOCKTON</b>		LCR Suzuki - Dennis Menace Racing				
IDEAL LAP TIME : 1:44.564		BEST LAP TIME : 1:44.564		DIFFERENCE : 0.000		
LAP	SECTOR 1	SECTOR 2	LAP TIME	MPH	DIFF	TIME OF DAY
1 -	1:07.909	47.602	1:55.511	67.94	10.947	09:11:20.873
2 -	1:02.997	45.189	1:48.186 (3)	72.54	3.622	09:13:09.059
3 -	1:02.178	44.857	1:47.035 (2)	73.32	2.471	09:14:56.094
4 -	<b>1:00.177</b>	<b>44.387</b>	<b>1:44.564 (1)</b>	<b>75.05</b>		<b>09:16:40.658</b>

<b>P9 8 CUP ILARIA / SIMS</b>		DDM - Powerhouse				
IDEAL LAP TIME : 1:44.725		BEST LAP TIME : 1:44.725		DIFFERENCE : 0.000		
LAP	SECTOR 1	SECTOR 2	LAP TIME	MPH	DIFF	TIME OF DAY
1 -	1:05.534	47.286	1:52.820	69.56	8.095	09:11:21.901
2 -	1:03.225	45.915	1:49.140 (3)	71.90	4.415	09:13:11.041
3 -	1:00.531	45.126	1:45.657 (2)	74.27	0.932	09:14:56.698
4 -	<b>1:00.253</b>	<b>44.472</b>	<b>1:44.725 (1)</b>	<b>74.93</b>		<b>09:16:41.423</b>

<b>P10 71 CUP C. SCHOFIELD / COLBROOK</b>		Baker Honda -				
IDEAL LAP TIME : 1:46.087		BEST LAP TIME : 1:46.087		DIFFERENCE : 0.000		
LAP	SECTOR 1	SECTOR 2	LAP TIME	MPH	DIFF	TIME OF DAY
1 -	1:06.156	46.728	1:52.884	69.52	6.797	09:11:25.524
2 -	1:02.161	46.910	1:49.071 (3)	71.95	2.984	09:13:14.595
3 -	1:02.306	46.069	1:48.375 (2)	72.41	2.288	09:15:02.970
4 -	<b>1:00.764</b>	<b>45.323</b>	<b>1:46.087 (1)</b>	<b>73.97</b>		<b>09:16:49.057</b>

<b>P11 23 CUP HACKNEY / RYDER</b>		C.E.S Suzuki - LPC / BAD MONKEY CONVERSIONS				
IDEAL LAP TIME : 1:46.323		BEST LAP TIME : 1:47.121		DIFFERENCE : 0.798		
LAP	SECTOR 1	SECTOR 2	LAP TIME	MPH	DIFF	TIME OF DAY
1 -	1:06.591	47.249	1:53.840 (3)	68.93	6.719	09:11:21.475
2 -	1:03.325	45.541	1:48.866 (2)	72.08	1.745	09:13:10.341
3 -	1:01.921	<b>45.200</b>	<b>1:47.121 (1)</b>	<b>73.26</b>		<b>09:14:57.462</b>

<b>P12 117 CUP D. SCHOFIELD / PAWSEY</b>		Windle Suzuki - Witch eLiquid				
IDEAL LAP TIME : 1:47.297		BEST LAP TIME : 1:47.693		DIFFERENCE : 0.396		
LAP	SECTOR 1	SECTOR 2	LAP TIME	MPH	DIFF	TIME OF DAY
1 -	1:08.166	48.006	1:56.172	67.55	8.479	09:11:33.213
2 -	1:02.981	46.281	1:49.262 (3)	71.82	1.569	09:13:22.475
3 -	<b>1:01.359</b>	46.334	<b>1:47.693 (1)</b>	<b>72.87</b>		<b>09:15:10.168</b>
4 -	1:02.444	<b>45.938</b>	1:48.382 (2)	72.41	0.689	09:16:58.550

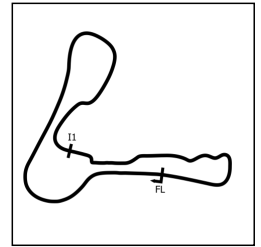
<b>P13 37 CUP MORPHET / HALLIBURTON</b>		LCR Suzuki -				
IDEAL LAP TIME : 1:47.985		BEST LAP TIME : 1:47.985		DIFFERENCE : 0.000		
LAP	SECTOR 1	SECTOR 2	LAP TIME	MPH	DIFF	TIME OF DAY
1 -	1:08.568	48.217	1:56.785 (3)	67.20	8.800	09:11:35.709
2 -	1:03.133	46.206	1:49.339 (2)	71.77	1.354	09:13:25.048
3 -	<b>1:02.162</b>	<b>45.823</b>	<b>1:47.985 (1)</b>	<b>72.67</b>		<b>09:15:13.033</b>

<b>P14 39 CUP MOORE / DODD</b>		Ireson Honda - LBS Racing/Team Stannard				
IDEAL LAP TIME : 1:48.391		BEST LAP TIME : 1:48.534		DIFFERENCE : 0.143		
LAP	SECTOR 1	SECTOR 2	LAP TIME	MPH	DIFF	TIME OF DAY
1 -	1:08.475	48.021	1:56.496 (3)	67.36	7.962	09:11:34.552
2 -	<b>1:02.838</b>	46.180	1:49.018 (2)	71.98	0.484	09:13:23.570
3 -	1:02.981	<b>45.553</b>	<b>1:48.534 (1)</b>	<b>72.30</b>		<b>09:15:12.104</b>

Weather / Track : Cloudy / Dry

Cadwell Park  
 Circuit Length = 2.1800 miles  
 Start: 09:08 Flag 09:15 End: 09:17

**International Sidecar Revival Meeting 2021**  
**FSRA British F2 Sidecar Championship**  
**SUNDAY FREE PRACTICE - SECTOR ANALYSIS**



SECTOR 1 = FL to I1, SECTOR 2 = I1 to FL, DIFF = Difference To Personal Best Lap, P = Crossed Finish Line in Pit Lane, D = Time Disallowed

<b>P15</b>	<b>7 SUP</b>	<b>JONES / GASH</b>	LCR Suzuki - Lincoln Refrigeration			
IDEAL LAP TIME : 1:49.422		BEST LAP TIME : 1:49.422		DIFFERENCE : 0.000		
LAP	SECTOR 1	SECTOR 2	LAP TIME	MPH	DIFF	TIME OF DAY
1 -	1:08.322	48.084	1:56.406 (2)	67.41	6.984	09:11:28.344
2 -	<b>1:02.934</b>	<b>46.488</b>	<b>1:49.422 (1)</b>	<b>71.72</b>		<b>09:13:17.766</b>
<b>P16</b>	<b>54 CUP</b>	<b>ALTON / BROTHERTON</b>	LCR Suzuki - OTC Dyno			
IDEAL LAP TIME : 1:49.566		BEST LAP TIME : 1:49.617		DIFFERENCE : 0.051		
LAP	SECTOR 1	SECTOR 2	LAP TIME	MPH	DIFF	TIME OF DAY
1 -	1:08.639	48.278	1:56.917 (3)	67.12	7.300	09:11:29.422
2 -	<b>1:02.543</b>	47.518	1:50.061 (2)	71.30	0.444	09:13:19.483
3 -	1:02.594	<b>47.023</b>	<b>1:49.617 (1)</b>	<b>71.59</b>		<b>09:15:09.100</b>
<b>P17</b>	<b>95 GST</b>	<b>REMNANT / TILLEY</b>	Lumley -			
IDEAL LAP TIME : 1:52.788		BEST LAP TIME : 1:54.193		DIFFERENCE : 1.405		
LAP	SECTOR 1	SECTOR 2	LAP TIME	MPH	DIFF	TIME OF DAY
1 -	1:11.624	50.370	2:01.994 (2)	64.33	7.801	09:11:43.902
2 -	1:05.963	<b>48.230</b>	<b>1:54.193 (1)</b>	<b>68.72</b>		<b>09:13:38.095</b>
<b>P18</b>	<b>32 SUP</b>	<b>HORSPOLE / COLE</b>	Shelbourne Honda - baker plant hire			
IDEAL LAP TIME : 1:49.743		BEST LAP TIME : 1:55.102		DIFFERENCE : 5.359		
LAP	SECTOR 1	SECTOR 2	LAP TIME	MPH	DIFF	TIME OF DAY
1 -	1:07.505	<b>47.597</b>	<b>1:55.102 (1)</b>	<b>68.18</b>		<b>09:11:20.674</b>
<b>P19</b>	<b>26 CUP</b>	<b>ATKINSON / MIDDLETON</b>	Bellas - CMS/RAF MSA			
IDEAL LAP TIME : 1:55.124		BEST LAP TIME : 1:55.124		DIFFERENCE : 0.000		
LAP	SECTOR 1	SECTOR 2	LAP TIME	MPH	DIFF	TIME OF DAY
1 -	1:13.669	50.799	2:04.468	63.05	9.344	09:11:54.733
2 -	1:09.854	49.364	1:59.218 (3)	65.82	4.094	09:13:53.951
3 -	1:07.372	48.681	1:56.053 (2)	67.62	0.929	09:15:50.004
4 -	<b>1:07.018</b>	<b>48.106</b>	<b>1:55.124 (1)</b>	<b>68.17</b>		<b>09:17:45.128</b>

Weather / Track : Cloudy / Dry

Results can be found at [www.tsl-timing.com](http://www.tsl-timing.com)

Page 3 of 3

Cadwell Park  
 Circuit Length = 2.1800 miles  
 Start: 09:08 Flag 09:15 End: 09:17

Printed - 09:18 Sunday, 08 August 2021

# International Sidecar Revival Meeting 2021

## FSRA British F2 Sidecar Championship

### SUNDAY FREE PRACTICE - BEST SECTORS

SECTOR 1				SECTOR 2				IDEAL / BEST COMPARISON				
POS	NO	NAME	TIME	NO	NAME	TIME	POS	NO	NAME	IDEAL	BEST	DIFF
									<b>PERFECT LAP</b>	<b>1:37.135</b>		
1	72	P. FOUNDS / WALMSLEY	<b>55.575</b>	72	P. FOUNDS / WALMSLEY	<b>41.560</b>	1	72	P. FOUNDS / WALMSLEY	1:37.135	1:37.135	<b>0.000</b>
2	17	CRAWFORD / HARDIE	<b>56.554</b>	17	CRAWFORD / HARDIE	<b>41.619</b>	2	17	CRAWFORD / HARDIE	1:38.173	1:38.173	<b>0.000</b>
3	42	LOWTHER / ROSTRON	<b>58.535</b>	25	GIBSON / MOORE	<b>43.235</b>	3	42	LOWTHER / ROSTRON	1:42.218	1:42.218	<b>0.000</b>
4	99	RAMSDEN / RAMSDEN	<b>58.673</b>	42	LOWTHER / ROSTRON	<b>43.683</b>	4	99	RAMSDEN / RAMSDEN	1:42.539	1:42.539	<b>0.000</b>
5	44	A. FOUNDS / LOWTHER	<b>58.905</b>	3	HARRISON / BINNS	<b>43.711</b>	5	44	A. FOUNDS / LOWTHER	1:42.690	1:42.835	<b>0.145</b>
6	25	GIBSON / MOORE	<b>59.674</b>	44	A. FOUNDS / LOWTHER	<b>43.785</b>	6	25	GIBSON / MOORE	1:42.909	1:42.996	<b>0.087</b>
7	3	HARRISON / BINNS	<b>59.965</b>	99	RAMSDEN / RAMSDEN	<b>43.866</b>	7	3	HARRISON / BINNS	1:43.676	1:43.676	<b>0.000</b>
8	27	STOCKTON / STOCKTON	<b>1:00.177</b>	27	STOCKTON / STOCKTON	<b>44.387</b>	8	27	STOCKTON / STOCKTON	1:44.564	1:44.564	<b>0.000</b>
9	8	ILARIA / SIMS	<b>1:00.253</b>	8	ILARIA / SIMS	<b>44.472</b>	9	8	ILARIA / SIMS	1:44.725	1:44.725	<b>0.000</b>
10	71	C. SCHOFIELD / COLBROOK	<b>1:00.764</b>	23	HACKNEY / RYDER	<b>45.200</b>	10	71	C. SCHOFIELD / COLBROOK	1:46.087	1:46.087	<b>0.000</b>
11	23	HACKNEY / RYDER	<b>1:01.123</b>	71	C. SCHOFIELD / COLBROOK	<b>45.323</b>	11	23	HACKNEY / RYDER	1:46.323	1:47.121	<b>0.798</b>
12	117	D. SCHOFIELD / PAWSEY	<b>1:01.359</b>	39	MOORE / DODD	<b>45.553</b>	12	117	D. SCHOFIELD / PAWSEY	1:47.297	1:47.693	<b>0.396</b>
13	32	HORSPOLE / COLE	<b>1:02.146</b>	37	MORPHET / HALLIBURTON	<b>45.823</b>	13	37	MORPHET / HALLIBURTON	1:47.985	1:47.985	<b>0.000</b>
14	37	MORPHET / HALLIBURTON	<b>1:02.162</b>	117	D. SCHOFIELD / PAWSEY	<b>45.938</b>	14	39	MOORE / DODD	1:48.391	1:48.534	<b>0.143</b>
15	54	ALTON / BROTHERTON	<b>1:02.543</b>	7	JONES / GASH	<b>46.488</b>	15	7	JONES / GASH	1:49.422	1:49.422	<b>0.000</b>
16	39	MOORE / DODD	<b>1:02.838</b>	54	ALTON / BROTHERTON	<b>47.023</b>	16	54	ALTON / BROTHERTON	1:49.566	1:49.617	<b>0.051</b>
17	7	JONES / GASH	<b>1:02.934</b>	32	HORSPOLE / COLE	<b>47.597</b>	17	32	HORSPOLE / COLE	1:49.743	1:55.102	<b>5.359</b>
18	95	REMNANT / TILLEY	<b>1:04.558</b>	26	ATKINSON / MIDDLETON	<b>48.106</b>	18	95	REMNANT / TILLEY	1:52.788	1:54.193	<b>1.405</b>
19	26	ATKINSON / MIDDLETON	<b>1:07.018</b>	95	REMNANT / TILLEY	<b>48.230</b>	19	26	ATKINSON / MIDDLETON	1:55.124	1:55.124	<b>0.000</b>

Weather / Track : Cloudy / Dry

Cadwell Park

Circuit Length = 2.1800 miles

Start: 09:08 Flag 09:15 End: 09:17

Results can be found at [www.tsl-timing.com](http://www.tsl-timing.com)

Printed - 09:18 Sunday, 08 August 2021

**International Sidecar Revival Meeting 2021**  
**FSRA British F2 Sidecar Championship**  
**SUNDAY FREE PRACTICE - STATISTICS**

**Competitors Started** 19  
**Planned Start** 2021-08-08 @ 09:12:00.000  
**Actual Start** 2021-08-08 @ 09:08:52.613  
**Finish Time** 2021-08-08 @ 09:15:58.614  
**Track Length** 2.1800mi.  
**Total Laps** 65  
**Total Distance Covered** 141.7012mi.

**Session Fastest Lap History**

NO	CL	NAME	LAP TIME	TIME OF DAY	LAP	VEHICLE
72	SUP	P. FOUNDS / WALMSLEY	1:44.432	09:11:06.665	1	Rowtec LCF600
17	SUP	CRAWFORD / HARDIE	1:43.113	09:11:08.599	1	
72	SUP	P. FOUNDS / WALMSLEY	1:38.922	09:12:45.588	2	Rowtec LCF600
17	SUP	CRAWFORD / HARDIE	1:38.646	09:12:47.245	2	
72	SUP	P. FOUNDS / WALMSLEY	1:37.633	09:14:23.220	3	Rowtec LCF600
72	SUP	P. FOUNDS / WALMSLEY	1:37.135	09:16:00.355	4	Rowtec LCF600

**Flag History**

TYPE	TIME OF DAY
GREEN	09:08:52.613
FINISH	09:15:58.614

**Flag Statistics**

TYPE	COUNT	TOTAL LAPS	TOTAL TIME
Green	1	4	8:56.088
Red	0	0	0.000
Safety Car	0	0	0.000
FCY	0	0	0.000

Weather / Track : Cloudy / Dry

**International Sidecar Revival Meeting 2021**  
**FSRA British F2 Sidecar Championship**  
**SUNDAY FREE PRACTICE - STATISTICS**

**CLASS : SUP**

**8 Starters**

**Fastest Lap History**

NO	NAME	LAP TIME	TIME OF DAY	LAP	VEHICLE
72	P. FOUNDS / WALMSLEY	<b>1:44.432</b>	09:11:06.665	1	Rowtec LCF600
17	CRAWFORD / HARDIE	<b>1:43.113</b>	09:11:08.599	1	
72	P. FOUNDS / WALMSLEY	<b>1:38.922</b>	09:12:45.588	2	Rowtec LCF600
17	CRAWFORD / HARDIE	<b>1:38.646</b>	09:12:47.245	2	
72	P. FOUNDS / WALMSLEY	<b>1:37.633</b>	09:14:23.220	3	Rowtec LCF600
72	P. FOUNDS / WALMSLEY	<b>1:37.135</b>	09:16:00.355	4	Rowtec LCF600

**Weather / Track : Cloudy / Dry**

**Results can be found at [www.tsl-timing.com](http://www.tsl-timing.com)**

**Page 2 of 4**

Cadwell Park  
Circuit Length = 2.1800 miles  
Start: 09:08 Flag 09:15 End: 09:17

*Printed - 09:18 Sunday, 08 August 2021*

**International Sidecar Revival Meeting 2021**  
**FSRA British F2 Sidecar Championship**  
**SUNDAY FREE PRACTICE - STATISTICS**

**CLASS : GST**

**2 Starters**

**Fastest Lap History**

NO	NAME	LAP TIME	TIME OF DAY	LAP	VEHICLE
25	GIBSON / MOORE	<b>1:49.483</b>	09:11:13.303	1	Shelbourne Suzuki
25	GIBSON / MOORE	<b>1:44.976</b>	09:12:58.279	2	Shelbourne Suzuki
25	GIBSON / MOORE	<b>1:43.656</b>	09:14:41.936	3	Shelbourne Suzuki
25	GIBSON / MOORE	<b>1:42.996</b>	09:16:24.931	4	Shelbourne Suzuki

**Weather / Track : Cloudy / Dry**

**Results can be found at [www.tsl-timing.com](http://www.tsl-timing.com)**

**Page 3 of 4**

Cadwell Park  
Circuit Length = 2.1800 miles  
Start: 09:08 Flag 09:15 End: 09:17

*Printed - 09:18 Sunday, 08 August 2021*

**International Sidecar Revival Meeting 2021**  
**FSRA British F2 Sidecar Championship**  
**SUNDAY FREE PRACTICE - STATISTICS**

**CLASS : CUP**

**9 Starters**

**Fastest Lap History**

NO	NAME	LAP TIME	TIME OF DAY	LAP	VEHICLE
27	STOCKTON / STOCKTON	<b>1:55.511</b>	09:11:20.886	1	LCR Suzuki
23	HACKNEY / RYDER	<b>1:53.840</b>	09:11:21.494	1	C.E.S Suzuki
8	ILARIA / SIMS	<b>1:52.820</b>	09:11:21.930	1	DDM
27	STOCKTON / STOCKTON	<b>1:48.186</b>	09:13:09.072	2	LCR Suzuki
27	STOCKTON / STOCKTON	<b>1:47.035</b>	09:14:56.107	3	LCR Suzuki
8	ILARIA / SIMS	<b>1:45.657</b>	09:14:56.725	3	DDM
27	STOCKTON / STOCKTON	<b>1:44.564</b>	09:16:40.671	4	LCR Suzuki

**Weather / Track : Cloudy / Dry**

**Results can be found at [www.tsl-timing.com](http://www.tsl-timing.com)**

**Page 4 of 4**

Cadwell Park  
Circuit Length = 2.1800 miles  
Start: 09:08 Flag 09:15 End: 09:17

*Printed - 09:18 Sunday, 08 August 2021*





# International Sidecar Revival Meeting 2021

## FSRA British F2 Sidecar Championship

### RACE 2 - CLASSIFICATION

POS	NO	CL	PIC NAME	ENTRY	LAPS	TIME	GAP	DIFF	MPH	BEST	ON
1	72	SUP	1 P. FOUNDS / WALMSLEY	Rowtec LCF600 - Rowtec	11	18:05.474			79.53	1:36.104	8
2	44	SUP	2 A. FOUNDS / LOWTHER	LCR Yamaha - Cloud vapors	11	18:12.889	7.415	7.415	78.99	1:38.138	8
3	17	SUP	3 CRAWFORD / HARDIE	- Team ARC	11	18:13.439	7.965	0.550	78.95	1:38.059	5
4	45	CUP	1 PAYNE / WILKES	GP-F2 Yamaha - KELPROPERTIES	11	18:18.261	12.787	4.822	78.60	1:36.206	8
5	6	GST	1 BRYAN / HYDE	Baker Honda -	11	18:31.108	25.634	12.847	77.69	1:39.680	9
6	3	SUP	4 HARRISON / BINNS	Bellas Honda - Town Garage	11	18:33.368	27.894	2.260	77.53	1:39.764	4
7	99	SUP	5 RAMSDEN / RAMSDEN	- Ramsden Racing	11	18:41.789	36.315	8.421	76.95	1:39.947	8
8	42	SUP	6 LOWTHER / ROSTRON	LCR Yamaha - AWB ENGINEERING	11	18:45.279	39.805	3.490	76.71	1:40.859	8
9	8	CUP	2 ILARIA / SIMS	DDM - Powerhouse	11	19:04.254	58.780	18.975	75.44	1:42.536	3
10	27	CUP	3 STOCKTON / STOCKTON	LCR Suzuki - Dennis Menace Racing	11	19:04.900	59.426	0.646	75.40	1:42.006	8
11	32	SUP	7 HORSPOLE / COLE	Shelbourne Honda - baker plant hire	10	17:31.320	1 Lap	1 Lap	74.64	1:43.474	9
12	71	CUP	4 C. SCHOFIELD / COLBROOK	Baker Honda -	10	17:32.792	1 Lap	1.472	74.54	1:44.154	6
13	26	CUP	5 ATKINSON / MIDDLETON	Bellas - CMS/RAF MSA	10	17:57.374	1 Lap	24.582	72.84	1:43.117	2
14	117	CUP	6 D. SCHOFIELD / PAWSEY	Windle Suzuki - Witch eLiquid	10	17:58.321	1 Lap	0.947	72.78	1:44.745	2
15	39	CUP	7 MOORE / DODD	Ireson Honda - LBS Racing/Team Stannard	10	18:04.765	1 Lap	6.444	72.34	1:46.790	9
16	37	CUP	8 MORPHET / HALLIBURTON	LCR Suzuki -	10	18:05.330	1 Lap	0.565	72.31	1:45.998	5
17	95	GST	2 REMNANT / TILLEY	Lumley -	10	18:19.530	1 Lap	14.200	71.37	1:47.873	7

#### NOT CLASSIFIED

DNF	54	CUP	ALTON / BROTHERTON	LCR Suzuki - OTC Dyno	10	18:04.619	1 Lap		72.35	1:46.393	2
DNF	25	GST	GIBSON / MOORE	Shelbourne Suzuki - GDM Logistics	7	12:02.178	4 Laps	3 Laps	76.07	1:41.176	5
DNF	23	CUP	HACKNEY / RYDER	C.E.S Suzuki - LPC / BAD MONKEY CONVERSION	6	10:44.849	5 Laps	1 Lap	73.02	1:44.612	2
DNF	7	SUP	JONES / GASH	LCR Suzuki - Lincoln Refrigeration	5	9:11.331	6 Laps	1 Lap	71.17	1:48.071	5
DNF	19	CUP	DICKINSON / DICKINSON	Baker Suzuki - LD Engineering	3	5:44.004	8 Laps	2 Laps	68.44	1:51.003	2
DNF	41	CUP	RILEY / JAMES	MR Equipe - Finecut Developments	0						

#### FASTEST LAP

72	SUP	P. FOUNDS / WALMSLEY	Rowtec LCF600 - Rowtec	8	1:36.104	81.66 mph	131.42 kph
45	CUP	PAYNE / WILKES	GP-F2 Yamaha - KELPROPERTIES	8	1:36.206	81.57 mph	131.28 kph
6	GST	BRYAN / HYDE	Baker Honda -	9	1:39.680	78.73 mph	126.70 kph

#### Race Stopped

Class SUP - 92.5% of Race Speed = 73.56 mph

Class CUP - 92.5% of Race Speed = 72.70 mph

Class GST - 92.5% of Race Speed = 71.86 mph

Cadwell Park: 2.1800 miles

Race Distance: 11 Laps / 23.98 miles

Start: 10:48 Flag 11:06 End: 11:09

Weather / Track : Cloudy / Dry

These results are provisional until the conclusion of any judicial and technical matters.

Clerk Of Course :	Stewards :	Timekeeper : Craig Smith
-------------------	------------	--------------------------

Results can be found at [www.tsl-timing.com](http://www.tsl-timing.com)

Printed - 11:12 Sunday, 08 August 2021



# International Sidecar Revival Meeting 2021

## FSRA British F2 Sidecar Championship

### RACE 2 - LAP CHART

#### LAP 1 @ 10:50:27.317

NO	BEHIND	LAP TIME
44		1:46.338
6	0.113	1:46.451
17	0.433	1:46.771
3	1.035	1:47.373
45	1.415	1:47.753
25	2.068	1:48.406
42	2.843	1:49.181
71	3.820	1:50.158
99	5.635	1:51.973
72	5.992	1:52.330
8	7.140	1:53.478
32	7.516	1:53.854
23	7.954	1:54.292
117	8.386	1:54.724
27	9.074	1:55.412
54	10.661	1:56.999
39	11.364	1:57.702
7	11.408	1:57.746
37	13.376	1:59.714
95	14.050	2:00.388
19	14.635	2:00.973
26	33.462	2:19.800

#### LAP 2 @ 10:52:06.655

NO	BEHIND	LAP TIME
44		1:39.338
17	0.655	1:39.560
45	0.921	1:38.844
6	2.356	1:41.581
3	2.847	1:41.150
25	4.731	1:42.001
42	5.120	1:41.615
72	5.370	1:38.716
99	8.721	1:42.424
71	8.861	1:44.379
8	11.397	1:43.595
32	12.663	1:44.485
23	13.228	1:44.612
117	13.793	1:44.745
27	13.939	1:44.203
54	17.716	1:46.393
39	19.273	1:47.247
37	20.292	1:46.254
7	21.099	1:49.029
95	23.081	1:48.369
19	26.300	1:51.003
26	37.241	1:43.117

#### LAP 3 @ 10:53:45.949

NO	BEHIND	LAP TIME
44		1:39.294
17	0.415	1:39.054
45	0.742	1:39.115
6	3.550	1:40.488
72	4.391	1:38.315
3	4.796	1:41.243
25	7.526	1:42.089
42	8.107	1:42.281
99	10.413	1:40.986
71	13.956	1:44.389
8	14.639	1:42.536

Weather / Track : Cloudy / Dry

Results can be found at [www.tsl-timing.com](http://www.tsl-timing.com)

32	17.430	1:44.061
27	18.136	1:43.491
23	20.048	1:46.114
117	21.495	1:46.996
54	25.667	1:47.245
39	26.936	1:46.957
37	27.685	1:46.687
7	30.130	1:48.325
95	33.036	1:49.249
19	39.034	1:52.028
26	41.189	1:43.242

#### LAP 4 @ 10:55:24.684

NO	BEHIND	LAP TIME
44		1:38.735
45	0.534	1:38.527
17	0.982	1:39.302
72	2.354	1:36.698
6	5.210	1:40.395
3	5.825	1:39.764
25	10.441	1:41.650
42	11.116	1:41.744
99	12.300	1:40.622
8	18.634	1:42.730
71	19.976	1:44.755
27	22.616	1:43.215
32	23.892	1:45.197
23	26.605	1:45.292
117	27.603	1:44.843
54	33.653	1:46.721
39	35.668	1:47.467
37	36.129	1:47.179
7	39.555	1:48.160
95	42.665	1:48.364
26	47.291	1:44.837

#### LAP 5 @ 10:57:02.868

NO	BEHIND	LAP TIME
45		1:37.650
44	0.384	1:38.568
17	0.857	1:38.059
72	0.987	1:36.817
6	7.112	1:40.086
3	8.137	1:40.496
25	13.433	1:41.176
42	14.055	1:41.123
99	14.532	1:40.416
8	23.518	1:43.068
27	27.755	1:43.323
71	28.712	1:46.920
32	30.125	1:44.417
23	35.348	1:46.927
117	35.592	1:46.173
54	43.288	1:47.819
37	43.943	1:45.998
39	45.600	1:48.116
7	49.442	1:48.071
95	52.478	1:47.997
26	52.610	1:43.503

#### LAP 6 @ 10:58:40.001

NO	BEHIND	LAP TIME
45		1:37.133

72	0.797	1:36.943
44	2.003	1:38.752
17	2.586	1:38.862
6	11.226	1:41.247
3	11.454	1:40.450
42	18.084	1:41.162
25	19.293	1:42.993
99	19.729	1:42.330
8	29.693	1:43.308
27	33.257	1:42.635
71	35.733	1:44.154
32	36.684	1:43.692
23	45.827	1:47.612
117	46.078	1:47.619
54	53.323	1:47.168
37	54.993	1:48.183
39	55.943	1:47.476
26	59.283	1:43.806
95	1:05.764	1:50.419

#### LAP 7 @ 11:00:16.982

NO	BEHIND	LAP TIME
45		1:36.981
72	0.747	1:36.931
44	3.262	1:38.240
17	4.092	1:38.487
3	14.872	1:40.399
6	15.451	1:41.206
42	22.240	1:41.137
99	23.647	1:40.899
25	26.175	1:43.863
8	35.332	1:42.620
27	38.860	1:42.584
71	43.094	1:44.342
32	43.250	1:43.547
117	55.493	1:46.396
54	1:04.768	1:48.426
37	1:05.439	1:47.427
39	1:06.560	1:47.598
26	1:06.799	1:44.497
95	1:16.656	1:47.873

#### LAP 8 @ 11:01:53.188

NO	BEHIND	LAP TIME
45		1:36.206
72	0.645	1:36.104
44	5.194	1:38.138
17	6.406	1:38.520
3	19.218	1:40.552
6	19.529	1:40.284
42	26.893	1:40.859
99	27.388	1:39.947
8	41.851	1:42.725
27	44.660	1:42.006
71	51.119	1:44.231
32	51.855	1:44.811
117	1:05.860	1:46.573
54	1:15.480	1:46.918
26	1:15.593	1:45.000
37	1:16.273	1:47.040
39	1:17.789	1:47.435
95	1:29.254	1:48.804

#### LAP 9 @ 11:03:30.549

NO	BEHIND	LAP TIME
72		1:36.716
44	6.252	1:38.419
17	7.348	1:38.303
45	12.616	1:49.977
6	21.848	1:39.680
3	23.254	1:41.397
99	30.492	1:40.465
42	31.950	1:42.418
8	48.232	1:43.742
27	50.206	1:42.907
32	57.968	1:43.474
71	58.880	1:45.122
117	1:15.207	1:46.708
26	1:22.686	1:44.454
54	1:26.818	1:48.699
37	1:27.084	1:48.172
39	1:27.218	1:46.790

#### LAP 10 @ 11:05:08.653

NO	BEHIND	LAP TIME
72		1:38.104
95	1 Lap	1:48.650
44	6.560	1:38.412
17	7.383	1:38.139
45	12.207	1:37.695
6	23.616	1:39.872
3	25.110	1:39.960
99	33.240	1:40.852
42	35.668	1:41.822
8	53.496	1:43.368
27	54.740	1:42.638
32	1:03.646	1:43.782
71	1:05.118	1:44.342
26	1:29.700	1:45.118
117	1:30.647	1:53.544
54	1:36.945	1:48.231
39	1:37.091	1:47.977
37	1:37.656	1:48.676

#### LAP 11 @ 11:06:46.453

NO	BEHIND	LAP TIME
72		1:37.800
44	7.415	1:38.655
17	7.965	1:38.382
45	12.787	1:38.380
95	1 Lap	1:49.417
6	25.634	1:39.818
3	27.894	1:40.584
99	36.315	1:40.875
42	39.805	1:41.937
8	58.780	1:43.084
27	59.426	1:42.486

Cadwell Park

Circuit Length = 2.1800 miles

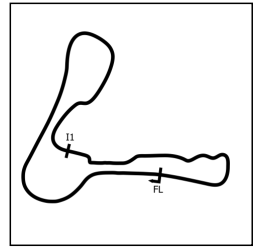
Start: 10:48 Flag 11:06 End: 11:09

Printed - 11:13 Sunday, 08 August 2021

# International Sidecar Revival Meeting 2021

## FSRA British F2 Sidecar Championship

### RACE 2 - SECTOR ANALYSIS



SECTOR 1 = FL to I1, SECTOR 2 = I1 to FL, DIFF = Difference To Personal Best Lap, P = Crossed Finish Line in Pit Lane, D = Time Disallowed

P1		72 SUP		P. FOUNDS / WALMSLEY		Rowtec LCF600 - Rowtec	
IDEAL LAP TIME : 1:35.827		BEST LAP TIME : 1:36.104		DIFFERENCE : 0.277			
LAP	SECTOR 1	SECTOR 2	LAP TIME	MPH	DIFF	TIME OF DAY	
1 -		44.352	1:52.330	69.86	16.226	10:50:33.309	
2 -	56.946	41.770	1:38.716	79.50	2.612	10:52:12.025	
3 -	56.605	41.710	1:38.315	79.82	2.211	10:53:50.340	
4 -	55.582	41.116	1:36.698 (2)	81.16	0.594	10:55:27.038	
5 -	55.351	41.466	1:36.817	81.06	0.713	10:57:03.855	
6 -	56.047	40.896	1:36.943	80.95	0.839	10:58:40.798	
7 -	55.729	41.202	1:36.931	80.96	0.827	11:00:17.729	
8 -	55.348	<b>40.756</b>	<b>1:36.104 (1)</b>	<b>81.66</b>		<b>11:01:53.833</b>	
9 -	55.543	41.173	1:36.716 (3)	81.14	0.612	11:03:30.549	
10 -	<b>55.071</b>	43.033	1:38.104	79.99	2.000	11:05:08.653	
11 -	55.713	42.087	1:37.800	80.24	1.696	11:06:46.453	

P2		44 SUP		A. FOUNDS / LOWTHER		LCR Yamaha - Cloud vapors	
IDEAL LAP TIME : 1:38.062		BEST LAP TIME : 1:38.138		DIFFERENCE : 0.076			
LAP	SECTOR 1	SECTOR 2	LAP TIME	MPH	DIFF	TIME OF DAY	
1 -		42.448	1:46.338	73.80	8.200	10:50:27.317	
2 -	57.226	42.112	1:39.338	79.00	1.200	10:52:06.655	
3 -	56.739	42.555	1:39.294	79.03	1.156	10:53:45.949	
4 -	56.811	41.924	1:38.735	79.48	0.597	10:55:24.684	
5 -	56.696	41.872	1:38.568	79.62	0.430	10:57:03.252	
6 -	57.012	41.740	1:38.752	79.47	0.614	10:58:42.004	
7 -	<b>56.580</b>	41.660	1:38.240 (2)	79.88	0.102	11:00:20.244	
8 -	56.656	<b>41.482</b>	<b>1:38.138 (1)</b>	<b>79.96</b>		<b>11:01:58.382</b>	
9 -	56.687	41.732	1:38.419	79.74	0.281	11:03:36.801	
10 -	56.659	41.753	1:38.412 (3)	79.74	0.274	11:05:15.213	
11 -	56.976	41.679	1:38.655	79.55	0.517	11:06:53.868	

P3		17 SUP		CRAWFORD / HARDIE		- Team ARC	
IDEAL LAP TIME : 1:37.995		BEST LAP TIME : 1:38.059		DIFFERENCE : 0.064			
LAP	SECTOR 1	SECTOR 2	LAP TIME	MPH	DIFF	TIME OF DAY	
1 -		42.710	1:46.771	73.50	8.712	10:50:27.750	
2 -	57.330	42.230	1:39.560	78.82	1.501	10:52:07.310	
3 -	56.547	42.507	1:39.054	79.23	0.995	10:53:46.364	
4 -	57.365	41.937	1:39.302	79.03	1.243	10:55:25.666	
5 -	56.373	<b>41.686</b>	<b>1:38.059 (1)</b>	<b>80.03</b>		<b>10:57:03.725</b>	
6 -	56.962	41.900	1:38.862	79.38	0.803	10:58:42.587	
7 -	56.456	42.031	1:38.487	79.68	0.428	11:00:21.074	
8 -	56.353	42.167	1:38.520	79.65	0.461	11:01:59.594	
9 -	56.482	41.821	1:38.303 (3)	79.83	0.244	11:03:37.897	
10 -	<b>56.309</b>	41.830	1:38.139 (2)	79.96	0.080	11:05:16.036	
11 -	56.444	41.938	1:38.382	79.77	0.323	11:06:54.418	

P4		45 CUP		PAYNE / WILKES		GP-F2 Yamaha - KELPROPERTIES	
IDEAL LAP TIME : 1:36.206		BEST LAP TIME : 1:36.206		DIFFERENCE : 0.000			
LAP	SECTOR 1	SECTOR 2	LAP TIME	MPH	DIFF	TIME OF DAY	
1 -		42.935	1:47.753	72.83	11.547	10:50:28.732	
2 -	57.160	41.684	1:38.844	79.39	2.638	10:52:07.576	
3 -	56.703	42.412	1:39.115	79.18	2.909	10:53:46.691	
4 -	56.407	42.120	1:38.527	79.65	2.321	10:55:25.218	
5 -	56.290	41.360	1:37.650	80.36	1.444	10:57:02.868	
6 -	55.574	41.559	1:37.133 (3)	80.79	0.927	10:58:40.001	
7 -	55.718	41.263	1:36.981 (2)	80.92	0.775	11:00:16.982	
8 -	<b>55.408</b>	<b>40.798</b>	<b>1:36.206 (1)</b>	<b>81.57</b>		<b>11:01:53.188</b>	
9 -	55.480	54.497	1:49.977	71.36	13.771	11:03:43.165	
10 -	56.330	41.365	1:37.695	80.33	1.489	11:05:20.860	
11 -	55.886	42.494	1:38.380	79.77	2.174	11:06:59.240	

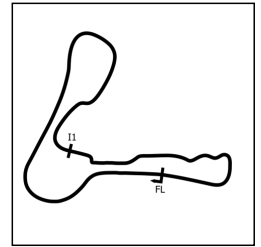
Weather / Track : Cloudy / Dry

Cadwell Park  
Circuit Length = 2.1800 miles  
Start: 10:48 Flag 11:06 End: 11:09

# International Sidecar Revival Meeting 2021

## FSRA British F2 Sidecar Championship

### RACE 2 - SECTOR ANALYSIS



SECTOR 1 = FL to I1, SECTOR 2 = I1 to FL, DIFF = Difference To Personal Best Lap, P = Crossed Finish Line in Pit Lane, D = Time Disallowed

<b>P5</b>		<b>6 GST</b>		<b>BRYAN / HYDE</b>		Baker Honda -	
IDEAL LAP TIME : 1:39.466		BEST LAP TIME : 1:39.680		DIFFERENCE : 0.214			
LAP	SECTOR 1	SECTOR 2	LAP TIME	MPH	DIFF	TIME OF DAY	
1 -		43.122	1:46.451	73.72	6.771	10:50:27.430	
2 -	58.707	42.874	1:41.581	77.25	1.901	10:52:09.011	
3 -	58.068	42.420	1:40.488	78.09	0.808	10:53:49.499	
4 -	57.914	42.481	1:40.395	78.17	0.715	10:55:29.894	
5 -	57.671	42.415	1:40.086	78.41	0.406	10:57:09.980	
6 -	58.061	43.186	1:41.247	77.51	1.567	10:58:51.227	
7 -	58.382	42.824	1:41.206	77.54	1.526	11:00:32.433	
8 -	57.946	42.338	1:40.284	78.25	0.604	11:02:12.717	
9 -	<b>57.292</b>	42.388	<b>1:39.680 (1)</b>	<b>78.73</b>		<b>11:03:52.397</b>	
10 -	57.625	42.247	1:39.872 (3)	78.58	0.192	11:05:32.269	
11 -	57.644	<b>42.174</b>	1:39.818 (2)	78.62	0.138	11:07:12.087	

<b>P6</b>		<b>3 SUP</b>		<b>HARRISON / BINNS</b>		Bellas Honda - Town Garage	
IDEAL LAP TIME : 1:39.518		BEST LAP TIME : 1:39.764		DIFFERENCE : 0.246			
LAP	SECTOR 1	SECTOR 2	LAP TIME	MPH	DIFF	TIME OF DAY	
1 -		43.037	1:47.373	73.09	7.609	10:50:28.352	
2 -	58.308	42.842	1:41.150	77.58	1.386	10:52:09.502	
3 -	58.101	43.142	1:41.243	77.51	1.479	10:53:50.745	
4 -	<b>57.303</b>	42.461	<b>1:39.764 (1)</b>	<b>78.66</b>		<b>10:55:30.509</b>	
5 -	58.190	42.306	1:40.496	78.09	0.732	10:57:11.005	
6 -	57.553	42.897	1:40.450	78.12	0.686	10:58:51.455	
7 -	58.035	42.364	1:40.399 (3)	78.16	0.635	11:00:31.854	
8 -	57.893	42.659	1:40.552	78.04	0.788	11:02:12.406	
9 -	58.257	43.140	1:41.397	77.39	1.633	11:03:53.803	
10 -	57.745	<b>42.215</b>	1:39.960 (2)	78.51	0.196	11:05:33.763	
11 -	57.725	42.859	1:40.584	78.02	0.820	11:07:14.347	

<b>P7</b>		<b>99 SUP</b>		<b>RAMSDEN / RAMSDEN</b>		- Ramsden Racing	
IDEAL LAP TIME : 1:39.929		BEST LAP TIME : 1:39.947		DIFFERENCE : 0.018			
LAP	SECTOR 1	SECTOR 2	LAP TIME	MPH	DIFF	TIME OF DAY	
1 -		44.321	1:51.973	70.08	12.026	10:50:32.952	
2 -	58.488	43.936	1:42.424	76.62	2.477	10:52:15.376	
3 -	58.379	<b>42.607</b>	1:40.986	77.71	1.039	10:53:56.362	
4 -	57.772	42.850	1:40.622	77.99	0.675	10:55:36.984	
5 -	57.417	42.999	1:40.416 (2)	78.15	0.469	10:57:17.400	
6 -	58.378	43.952	1:42.330	76.69	2.383	10:58:59.730	
7 -	58.009	42.890	1:40.899	77.78	0.952	11:00:40.629	
8 -	<b>57.322</b>	42.625	<b>1:39.947 (1)</b>	<b>78.52</b>		<b>11:02:20.576</b>	
9 -	57.850	42.615	1:40.465 (3)	78.11	0.518	11:04:01.041	
10 -	58.111	42.741	1:40.852	77.81	0.905	11:05:41.893	
11 -	57.752	43.123	1:40.875	77.79	0.928	11:07:22.768	

<b>P8</b>		<b>42 SUP</b>		<b>LOWTHER / ROSTRON</b>		LCR Yamaha - AWB ENGINEERING	
IDEAL LAP TIME : 1:40.859		BEST LAP TIME : 1:40.859		DIFFERENCE : 0.000			
LAP	SECTOR 1	SECTOR 2	LAP TIME	MPH	DIFF	TIME OF DAY	
1 -		43.771	1:49.181	71.88	8.322	10:50:30.160	
2 -	58.316	43.299	1:41.615	77.23	0.756	10:52:11.775	
3 -	59.216	43.065	1:42.281	76.73	1.422	10:53:54.056	
4 -	58.651	43.093	1:41.744	77.13	0.885	10:55:35.800	
5 -	58.336	42.787	1:41.123 (2)	77.60	0.264	10:57:16.923	
6 -	58.264	42.898	1:41.162	77.57	0.303	10:58:58.085	
7 -	58.189	42.948	1:41.137 (3)	77.59	0.278	11:00:39.222	
8 -	<b>58.140</b>	<b>42.719</b>	<b>1:40.859 (1)</b>	<b>77.81</b>		<b>11:02:20.081</b>	
9 -	59.006	43.412	1:42.418	76.62	1.559	11:04:02.499	
10 -	58.647	43.175	1:41.822	77.07	0.963	11:05:44.321	
11 -	58.518	43.419	1:41.937	76.98	1.078	11:07:26.258	

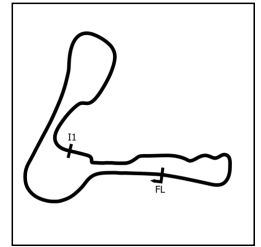
Weather / Track : Cloudy / Dry

Cadwell Park  
Circuit Length = 2.1800 miles  
Start: 10:48 Flag 11:06 End: 11:09

# International Sidecar Revival Meeting 2021

## FSRA British F2 Sidecar Championship

### RACE 2 - SECTOR ANALYSIS



SECTOR 1 = FL to I1, SECTOR 2 = I1 to FL, DIFF = Difference To Personal Best Lap, P = Crossed Finish Line in Pit Lane, D = Time Disallowed

P9 8 CUP ILARIA / SIMS			DDM - Powerhouse			
IDEAL LAP TIME : 1:42.236		BEST LAP TIME : 1:42.536		DIFFERENCE : 0.300		
LAP	SECTOR 1	SECTOR 2	LAP TIME	MPH	DIFF	TIME OF DAY
1 -		46.212	1:53.478	69.15	10.942	10:50:34.457
2 -	59.367	44.228	1:43.595	75.75	1.059	10:52:18.052
3 -	<b>58.895</b>	43.641	<b>1:42.536 (1)</b>	<b>76.53</b>		<b>10:54:00.588</b>
4 -	59.250	43.480	1:42.730	76.39	0.194	10:55:43.318
5 -	59.444	43.624	1:43.068	76.14	0.532	10:57:26.386
6 -	59.506	43.802	1:43.308	75.96	0.772	10:59:09.694
7 -	59.279	<b>43.341</b>	1:42.620 (2)	76.47	0.084	11:00:52.314
8 -	59.140	43.585	1:42.725 (3)	76.39	0.189	11:02:35.039
9 -	59.164	44.578	1:43.742	75.64	1.206	11:04:18.781
10 -	59.347	44.021	1:43.368	75.92	0.832	11:06:02.149
11 -	59.319	43.765	1:43.084	76.13	0.548	11:07:45.233

P10 27 CUP STOCKTON / STOCKTON			LCR Suzuki - Dennis Menace Racing			
IDEAL LAP TIME : 1:41.964		BEST LAP TIME : 1:42.006		DIFFERENCE : 0.042		
LAP	SECTOR 1	SECTOR 2	LAP TIME	MPH	DIFF	TIME OF DAY
1 -		45.084	1:55.412	68.00	13.406	10:50:36.391
2 -	59.818	44.385	1:44.203	75.31	2.197	10:52:20.594
3 -	59.826	43.665	1:43.491	75.83	1.485	10:54:04.085
4 -	59.633	43.582	1:43.215	76.03	1.209	10:55:47.300
5 -	59.364	43.959	1:43.323	75.95	1.317	10:57:30.623
6 -	59.349	43.286	1:42.635	76.46	0.629	10:59:13.258
7 -	59.497	<b>43.087</b>	1:42.584 (3)	76.50	0.578	11:00:55.842
8 -	<b>58.877</b>	43.129	<b>1:42.006 (1)</b>	<b>76.93</b>		<b>11:02:37.848</b>
9 -	59.083	43.824	1:42.907	76.26	0.901	11:04:20.755
10 -	59.298	43.340	1:42.638	76.46	0.632	11:06:03.393
11 -	59.229	43.257	1:42.486 (2)	76.57	0.480	11:07:45.879

P11 32 SUP HORSPOLE / COLE			Shelbourne Honda - baker plant hire			
IDEAL LAP TIME : 1:43.219		BEST LAP TIME : 1:43.474		DIFFERENCE : 0.255		
LAP	SECTOR 1	SECTOR 2	LAP TIME	MPH	DIFF	TIME OF DAY
1 -		46.006	1:53.854	68.93	10.380	10:50:34.833
2 -	59.653	44.832	1:44.485	75.11	1.011	10:52:19.318
3 -	59.936	44.125	1:44.061	75.41	0.587	10:54:03.379
4 -	1:00.155	45.042	1:45.197	74.60	1.723	10:55:48.576
5 -	59.954	44.463	1:44.417	75.16	0.943	10:57:32.993
6 -	59.657	44.035	1:43.692 (3)	75.68	0.218	10:59:16.685
7 -	<b>59.448</b>	44.099	1:43.547 (2)	75.79	0.073	11:01:00.232
8 -	1:00.493	44.318	1:44.811	74.87	1.337	11:02:45.043
9 -	59.703	<b>43.771</b>	<b>1:43.474 (1)</b>	<b>75.84</b>		<b>11:04:28.517</b>
10 -	59.670	44.112	1:43.782	75.62	0.308	11:06:12.299

P12 71 CUP C. SCHOFIELD / COLBROOK			Baker Honda -			
IDEAL LAP TIME : 1:43.736		BEST LAP TIME : 1:44.154		DIFFERENCE : 0.418		
LAP	SECTOR 1	SECTOR 2	LAP TIME	MPH	DIFF	TIME OF DAY
1 -		<b>44.014</b>	1:50.158	71.24	6.004	10:50:31.137
2 -	59.842	44.537	1:44.379	75.18	0.225	10:52:15.516
3 -	59.918	44.471	1:44.389	75.18	0.235	10:53:59.905
4 -	1:00.362	44.393	1:44.755	74.91	0.601	10:55:44.660
5 -	1:01.720	45.200	1:46.920	73.40	2.766	10:57:31.580
6 -	1:00.116	44.038	<b>1:44.154 (1)</b>	<b>75.35</b>		<b>10:59:15.734</b>
7 -	<b>59.722</b>	44.620	1:44.342 (3)	75.21	0.188	11:01:00.076
8 -	1:00.087	44.144	1:44.231 (2)	75.29	0.077	11:02:44.307
9 -	1:00.661	44.461	1:45.122	74.65	0.968	11:04:29.429
10 -	1:00.103	44.239	1:44.342 (3)	75.21	0.188	11:06:13.771

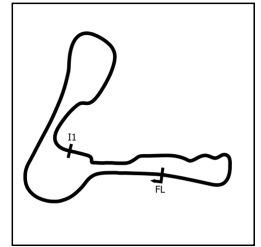
Weather / Track : Cloudy / Dry

Cadwell Park  
Circuit Length = 2.1800 miles  
Start: 10:48 Flag 11:06 End: 11:09

# International Sidecar Revival Meeting 2021

## FSRA British F2 Sidecar Championship

### RACE 2 - SECTOR ANALYSIS



SECTOR 1 = FL to I1, SECTOR 2 = I1 to FL, DIFF = Difference To Personal Best Lap, P = Crossed Finish Line in Pit Lane, D = Time Disallowed

P13 26 CUP		ATKINSON / MIDDLETON		Bellas - CMS/RAF MSA		
IDEAL LAP TIME : 1:42.349		BEST LAP TIME : 1:43.117		DIFFERENCE : 0.768		
LAP	SECTOR 1	SECTOR 2	LAP TIME	MPH	DIFF	TIME OF DAY
1 -		1:09.934	2:19.800	56.13	36.683	10:51:00.779
2 -	59.593	43.524	<b>1:43.117 (1)</b>	<b>76.10</b>		<b>10:52:43.896</b>
3 -	59.200	44.042	1:43.242 (2)	76.01	0.125	10:54:27.138
4 -	1:00.867	43.970	1:44.837	74.85	1.720	10:56:11.975
5 -	59.109	44.394	1:43.503 (3)	75.82	0.386	10:57:55.478
6 -	1:00.318	<b>43.488</b>	1:43.806	75.60	0.689	10:59:39.284
7 -	<b>58.861</b>	45.636	1:44.497	75.10	1.380	11:01:23.781
8 -	59.743	45.257	1:45.000	74.74	1.883	11:03:08.781
9 -	59.793	44.661	1:44.454	75.13	1.337	11:04:53.235
10 -	59.283	45.835	1:45.118	74.65	2.001	11:06:38.353

P14 117 CUP		D. SCHOFIELD / PAWSEY		Windle Suzuki - Witch eLiquid		
IDEAL LAP TIME : 1:44.500		BEST LAP TIME : 1:44.745		DIFFERENCE : 0.245		
LAP	SECTOR 1	SECTOR 2	LAP TIME	MPH	DIFF	TIME OF DAY
1 -		45.456	1:54.724	68.40	9.979	10:50:35.703
2 -	<b>1:00.278</b>	44.467	<b>1:44.745 (1)</b>	<b>74.92</b>		<b>10:52:20.448</b>
3 -	1:01.270	45.726	1:46.996	73.34	2.251	10:54:07.444
4 -	1:00.621	<b>44.222</b>	1:44.843 (2)	74.85	0.098	10:55:52.287
5 -	1:00.748	45.425	1:46.173 (3)	73.91	1.428	10:57:38.460
6 -	1:02.064	45.555	1:47.619	72.92	2.874	10:59:26.079
7 -	1:01.504	44.892	1:46.396	73.76	1.651	11:01:12.475
8 -	1:01.317	45.256	1:46.573	73.64	1.828	11:02:59.048
9 -	1:01.275	45.433	1:46.708	73.54	1.963	11:04:45.756
10 -	1:03.533	50.011	1:53.544	69.11	8.799	11:06:39.300

P15 39 CUP		MOORE / DODD		Ireson Honda - LBS Racing/Team Stannard		
IDEAL LAP TIME : 1:46.464		BEST LAP TIME : 1:46.790		DIFFERENCE : 0.326		
LAP	SECTOR 1	SECTOR 2	LAP TIME	MPH	DIFF	TIME OF DAY
1 -		45.744	1:57.702	66.67	10.912	10:50:38.681
2 -	1:01.402	45.845	1:47.247 (3)	73.17	0.457	10:52:25.928
3 -	<b>1:01.139</b>	45.818	1:46.957 (2)	73.37	0.167	10:54:12.885
4 -	1:01.235	46.232	1:47.467	73.02	0.677	10:56:00.352
5 -	1:02.642	45.474	1:48.116	72.58	1.326	10:57:48.468
6 -	1:01.737	45.739	1:47.476	73.02	0.686	10:59:35.944
7 -	1:01.819	45.779	1:47.598	72.93	0.808	11:01:23.542
8 -	1:02.110	<b>45.325</b>	1:47.435	73.04	0.645	11:03:10.977
9 -	1:01.424	45.366	<b>1:46.790 (1)</b>	<b>73.49</b>		<b>11:04:57.767</b>
10 -	1:02.177	45.800	1:47.977	72.68	1.187	11:06:45.744

P16 37 CUP		MORPHET / HALLIBURTON		LCR Suzuki -		
IDEAL LAP TIME : 1:45.354		BEST LAP TIME : 1:45.998		DIFFERENCE : 0.644		
LAP	SECTOR 1	SECTOR 2	LAP TIME	MPH	DIFF	TIME OF DAY
1 -		46.454	1:59.714	65.55	13.716	10:50:40.693
2 -	1:01.279	<b>44.975</b>	1:46.254 (2)	73.86	0.256	10:52:26.947
3 -	<b>1:00.379</b>	46.308	1:46.687 (3)	73.56	0.689	10:54:13.634
4 -	1:01.393	45.786	1:47.179	73.22	1.181	10:56:00.813
5 -	1:00.928	45.070	<b>1:45.998 (1)</b>	<b>74.03</b>		<b>10:57:46.811</b>
6 -	1:02.597	45.586	1:48.183	72.54	2.185	10:59:34.994
7 -	1:01.955	45.472	1:47.427	73.05	1.429	11:01:22.421
8 -	1:02.025	45.015	1:47.040	73.31	1.042	11:03:09.461
9 -	1:01.991	46.181	1:48.172	72.55	2.174	11:04:57.633
10 -	1:02.618	46.058	1:48.676	72.21	2.678	11:06:46.309

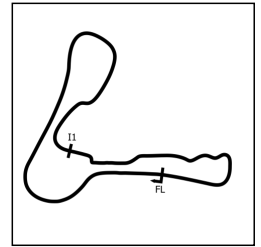
Weather / Track : Cloudy / Dry

Cadwell Park  
Circuit Length = 2.1800 miles  
Start: 10:48 Flag 11:06 End: 11:09

# International Sidecar Revival Meeting 2021

## FSRA British F2 Sidecar Championship

### RACE 2 - SECTOR ANALYSIS



SECTOR 1 = FL to I1, SECTOR 2 = I1 to FL, DIFF = Difference To Personal Best Lap, P = Crossed Finish Line in Pit Lane, D = Time Disallowed

P17 95 GST REMNANT / TILLEY		Lumley -				
IDEAL LAP TIME : 1:47.492		BEST LAP TIME : 1:47.873		DIFFERENCE : 0.381		
LAP	SECTOR 1	SECTOR 2	LAP TIME	MPH	DIFF	TIME OF DAY
1 -		47.643	2:00.388	65.18	12.515	10:50:41.367
2 -	1:02.044	46.325	1:48.369	72.41	0.496	10:52:29.736
3 -	1:02.826	46.423	1:49.249	71.83	1.376	10:54:18.985
4 -	1:02.302	46.062	1:48.364 (3)	72.42	0.491	10:56:07.349
5 -	1:01.792	46.205	1:47.997 (2)	72.66	0.124	10:57:55.346
6 -	<b>1:01.724</b>	48.695	1:50.419	71.07	2.546	10:59:45.765
7 -	1:02.105	<b>45.768</b>	<b>1:47.873 (1)</b>	<b>72.75</b>		<b>11:01:33.638</b>
8 -	1:02.147	46.657	1:48.804	72.13	0.931	11:03:22.442
9 -	1:01.770	46.880	1:48.650	72.23	0.777	11:05:11.092
10 -	1:02.377	47.040	1:49.417	71.72	1.544	11:07:00.509

P18 54 CUP ALTON / BROTHERTON		LCR Suzuki - OTC Dyno				
IDEAL LAP TIME : 1:46.179		BEST LAP TIME : 1:46.393		DIFFERENCE : 0.214		
LAP	SECTOR 1	SECTOR 2	LAP TIME	MPH	DIFF	TIME OF DAY
1 -		46.298	1:56.999	67.07	10.606	10:50:37.978
2 -	1:00.964	45.429	<b>1:46.393 (1)</b>	<b>73.76</b>		<b>10:52:24.371</b>
3 -	1:01.020	46.225	1:47.245	73.17	0.852	10:54:11.616
4 -	<b>1:00.891</b>	45.830	1:46.721 (2)	73.53	0.328	10:55:58.337
5 -	1:02.202	45.617	1:47.819	72.78	1.426	10:57:46.156
6 -	1:01.880	<b>45.288</b>	1:47.168	73.23	0.775	10:59:33.324
7 -	1:01.919	46.507	1:48.426	72.38	2.033	11:01:21.750
8 -	1:01.343	45.575	1:46.918 (3)	73.40	0.525	11:03:08.668
9 -	1:02.407	46.292	1:48.699	72.19	2.306	11:04:57.367
10 -	1:02.035	46.196	1:48.231	72.51	1.838	11:06:45.598

P19 25 GST GIBSON / MOORE		Shelbourne Suzuki - GDM Logistics				
IDEAL LAP TIME : 1:41.176		BEST LAP TIME : 1:41.176		DIFFERENCE : 0.000		
LAP	SECTOR 1	SECTOR 2	LAP TIME	MPH	DIFF	TIME OF DAY
1 -		43.383	1:48.406	72.39	7.230	10:50:29.385
2 -	58.563	43.438	1:42.001 (3)	76.94	0.825	10:52:11.386
3 -	58.995	43.094	1:42.089	76.87	0.913	10:53:53.475
4 -	58.735	42.915	1:41.650 (2)	77.20	0.474	10:55:35.125
5 -	<b>58.342</b>	<b>42.834</b>	<b>1:41.176 (1)</b>	<b>77.56</b>		<b>10:57:16.301</b>
6 -	59.370	43.623	1:42.993	76.20	1.817	10:58:59.294
7 -	59.957	43.906	1:43.863	75.56	2.687	11:00:43.157

P20 23 CUP HACKNEY / RYDER		C.E.S Suzuki - LPC / BAD MONKEY CONVERSIONS				
IDEAL LAP TIME : 1:44.612		BEST LAP TIME : 1:44.612		DIFFERENCE : 0.000		
LAP	SECTOR 1	SECTOR 2	LAP TIME	MPH	DIFF	TIME OF DAY
1 -		45.560	1:54.292	68.66	9.680	10:50:35.271
2 -	<b>1:00.017</b>	<b>44.595</b>	<b>1:44.612 (1)</b>	<b>75.02</b>		<b>10:52:19.883</b>
3 -	1:01.505	44.609	1:46.114 (3)	73.95	1.502	10:54:05.997
4 -	1:00.343	44.949	1:45.292 (2)	74.53	0.680	10:55:51.289
5 -	1:01.278	45.649	1:46.927	73.39	2.315	10:57:38.216
6 -	1:01.540	46.072	1:47.612	72.92	3.000	10:59:25.828

P21 7 SUP JONES / GASH		LCR Suzuki - Lincoln Refrigeration				
IDEAL LAP TIME : 1:47.866		BEST LAP TIME : 1:48.071		DIFFERENCE : 0.205		
LAP	SECTOR 1	SECTOR 2	LAP TIME	MPH	DIFF	TIME OF DAY
1 -		46.444	1:57.746	66.65	9.675	10:50:38.725
2 -	1:02.877	46.152	1:49.029	71.98	0.958	10:52:27.754
3 -	<b>1:02.332</b>	45.993	1:48.325 (3)	72.44	0.254	10:54:16.079
4 -	1:02.581	45.579	1:48.160 (2)	72.55	0.089	10:56:04.239
5 -	1:02.537	<b>45.534</b>	<b>1:48.071 (1)</b>	<b>72.61</b>		<b>10:57:52.310</b>

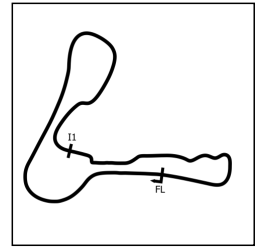
Weather / Track : Cloudy / Dry

Cadwell Park  
Circuit Length = 2.1800 miles  
Start: 10:48 Flag 11:06 End: 11:09

# International Sidecar Revival Meeting 2021

## FSRA British F2 Sidecar Championship

### RACE 2 - SECTOR ANALYSIS



SECTOR 1 = FL to I1, SECTOR 2 = I1 to FL, DIFF = Difference To Personal Best Lap, P = Crossed Finish Line in Pit Lane, D = Time Disallowed

<b>P22 19 CUP</b>		<b>DICKINSON / DICKINSON</b>		Baker Suzuki - LD Engineering			
IDEAL LAP TIME : 1:50.820		BEST LAP TIME : 1:51.003		DIFFERENCE : 0.183			
LAP	SECTOR 1	SECTOR 2	LAP TIME	MPH	DIFF	TIME OF DAY	
1 -		<b>47.581</b>	2:00.973 (3)	64.87	9.970	10:50:41.952	
2 -	<b>1:03.239</b>	47.764	<b>1:51.003 (1)</b>	<b>70.70</b>		<b>10:52:32.955</b>	
3 -	1:04.164	47.864	1:52.028 (2)	70.05	1.025	10:54:24.983	

Weather / Track : Cloudy / Dry

Results can be found at [www.tsl-timing.com](http://www.tsl-timing.com)

Page 6 of 6

Cadwell Park  
Circuit Length = 2.1800 miles  
Start: 10:48 Flag 11:06 End: 11:09

Printed - 11:13 Sunday, 08 August 2021



# International Sidecar Revival Meeting 2021

## FSRA British F2 Sidecar Championship

### RACE 2 - BEST SECTORS

SECTOR 1			SECTOR 2			IDEAL / BEST COMPARISON						
POS	NO	NAME	TIME	NO	NAME	TIME	POS	NO	NAME	IDEAL	BEST	DIFF
									<b>PERFECT LAP</b>	<b>1:35.827</b>		
1	72	P. FOUNDS / WALMSLEY	55.071	72	P. FOUNDS / WALMSLEY	40.756	1	72	P. FOUNDS / WALMSLEY	1:35.827	1:36.104	0.277
2	45	PAYNE / WILKES	55.408	45	PAYNE / WILKES	40.798	2	45	PAYNE / WILKES	1:36.206	1:36.206	0.000
3	17	CRAWFORD / HARDIE	56.309	44	A. FOUNDS / LOWTHER	41.482	3	17	CRAWFORD / HARDIE	1:37.995	1:38.059	0.064
4	44	A. FOUNDS / LOWTHER	56.580	17	CRAWFORD / HARDIE	41.686	4	44	A. FOUNDS / LOWTHER	1:38.062	1:38.138	0.076
5	6	BRYAN / HYDE	57.292	6	BRYAN / HYDE	42.174	5	6	BRYAN / HYDE	1:39.466	1:39.680	0.214
6	3	HARRISON / BINNS	57.303	3	HARRISON / BINNS	42.215	6	3	HARRISON / BINNS	1:39.518	1:39.764	0.246
7	99	RAMSDEN / RAMSDEN	57.322	99	RAMSDEN / RAMSDEN	42.607	7	99	RAMSDEN / RAMSDEN	1:39.929	1:39.947	0.018
8	42	LOWTHER / ROSTRON	58.140	42	LOWTHER / ROSTRON	42.719	8	42	LOWTHER / ROSTRON	1:40.859	1:40.859	0.000
9	25	GIBSON / MOORE	58.342	25	GIBSON / MOORE	42.834	9	25	GIBSON / MOORE	1:41.176	1:41.176	0.000
10	26	ATKINSON / MIDDLETON	58.861	27	STOCKTON / STOCKTON	43.087	10	27	STOCKTON / STOCKTON	1:41.964	1:42.006	0.042
11	27	STOCKTON / STOCKTON	58.877	8	ILARIA / SIMS	43.341	11	8	ILARIA / SIMS	1:42.236	1:42.536	0.300
12	8	ILARIA / SIMS	58.895	26	ATKINSON / MIDDLETON	43.488	12	26	ATKINSON / MIDDLETON	1:42.349	1:43.117	0.768
13	32	HORSPOLE / COLE	59.448	32	HORSPOLE / COLE	43.771	13	32	HORSPOLE / COLE	1:43.219	1:43.474	0.255
14	71	C. SCHOFIELD / COLBROOK	59.722	71	C. SCHOFIELD / COLBROOK	44.014	14	71	C. SCHOFIELD / COLBROOK	1:43.736	1:44.154	0.418
15	23	HACKNEY / RYDER	1:00.017	117	D. SCHOFIELD / PAWSEY	44.222	15	117	D. SCHOFIELD / PAWSEY	1:44.500	1:44.745	0.245
16	117	D. SCHOFIELD / PAWSEY	1:00.278	23	HACKNEY / RYDER	44.595	16	23	HACKNEY / RYDER	1:44.612	1:44.612	0.000
17	37	MORPHET / HALLIBURTON	1:00.379	37	MORPHET / HALLIBURTON	44.975	17	37	MORPHET / HALLIBURTON	1:45.354	1:45.998	0.644
18	54	ALTON / BROTHERTON	1:00.891	54	ALTON / BROTHERTON	45.288	18	54	ALTON / BROTHERTON	1:46.179	1:46.393	0.214
19	39	MOORE / DODD	1:01.139	39	MOORE / DODD	45.325	19	39	MOORE / DODD	1:46.464	1:46.790	0.326
20	95	REMNANT / TILLEY	1:01.724	7	JONES / GASH	45.534	20	95	REMNANT / TILLEY	1:47.492	1:47.873	0.381
21	7	JONES / GASH	1:02.332	95	REMNANT / TILLEY	45.768	21	7	JONES / GASH	1:47.866	1:48.071	0.205
22	19	DICKINSON / DICKINSON	1:03.239	19	DICKINSON / DICKINSON	47.581	22	19	DICKINSON / DICKINSON	1:50.820	1:51.003	0.183
23												

Weather / Track : Cloudy / Dry

Cadwell Park

Circuit Length = 2.1800 miles

Start: 10:48 Flag 11:06 End: 11:09

Results can be found at [www.tsl-timing.com](http://www.tsl-timing.com)

Printed - 11:13 Sunday, 08 August 2021

# International Sidecar Revival Meeting 2021

## FSRA British F2 Sidecar Championship

### RACE 2 - STATISTICS

<b>Competitors Started</b>	23
<b>Planned Start</b>	2021-08-08 @ 10:50:00.000
<b>Actual Start</b>	2021-08-08 @ 10:48:40.978
<b>Finish Time</b>	2021-08-08 @ 11:06:46.452
<b>Track Length</b>	2.1800mi.
<b>Total Laps</b>	211
<b>Total Distance Covered</b>	459.9839mi.

#### Session Fastest Lap History

NO	CL	NAME	LAP TIME	TIME OF DAY	LAP	VEHICLE
44	SUP	A. FOUNDS / LOWTHER	<b>1:46.338</b>	10:50:27.334	1	LCR Yamaha
44	SUP	A. FOUNDS / LOWTHER	<b>1:39.338</b>	10:52:06.671	2	LCR Yamaha
45	CUP	PAYNE / WILKES	<b>1:38.844</b>	10:52:07.593	2	GP-F2 Yamaha
72	SUP	P. FOUNDS / WALMSLEY	<b>1:38.716</b>	10:52:12.042	2	Rowtec LCF600
72	SUP	P. FOUNDS / WALMSLEY	<b>1:38.315</b>	10:53:50.356	3	Rowtec LCF600
72	SUP	P. FOUNDS / WALMSLEY	<b>1:36.698</b>	10:55:27.055	4	Rowtec LCF600
45	CUP	PAYNE / WILKES	<b>1:36.206</b>	11:01:53.205	8	GP-F2 Yamaha
72	SUP	P. FOUNDS / WALMSLEY	<b>1:36.104</b>	11:01:53.849	8	Rowtec LCF600

#### Session Leader History

NO	CL	NAME	FROM LAP	LAPS LED	DISTANCE	VEHICLE
44	SUP	A. FOUNDS / LOWTHER	1	4	8.72 miles	LCR Yamaha
45	CUP	PAYNE / WILKES	5	4	8.72 miles	GP-F2 Yamaha
72	SUP	P. FOUNDS / WALMSLEY	9	3	6.54 miles	Rowtec LCF600

#### Flag History

TYPE	TIME OF DAY
GREEN	10:48:40.978
FINISH	11:06:46.452

#### Flag Statistics

TYPE	COUNT	TOTAL LAPS	TOTAL TIME
Green	1	11	21:09.305
Red	0	0	0.000
Safety Car	0	0	0.000
FCY	0	0	0.000

# International Sidecar Revival Meeting 2021

## FSRA British F2 Sidecar Championship

### RACE 2 - STATISTICS

CLASS : SUP

8 Starters

#### Fastest Lap History

NO	NAME	LAP TIME	TIME OF DAY	LAP	VEHICLE
44	A. FOUNDS / LOWTHER	1:46.338	10:50:27.334	1	LCR Yamaha
44	A. FOUNDS / LOWTHER	1:39.338	10:52:06.671	2	LCR Yamaha
72	P. FOUNDS / WALMSLEY	1:38.716	10:52:12.042	2	Rowtec LCF600
72	P. FOUNDS / WALMSLEY	1:38.315	10:53:50.356	3	Rowtec LCF600
72	P. FOUNDS / WALMSLEY	1:36.698	10:55:27.055	4	Rowtec LCF600
72	P. FOUNDS / WALMSLEY	1:36.104	11:01:53.849	8	Rowtec LCF600

#### Leader History

NO	NAME	FROM LAP	LAPS LED	DISTANCE	VEHICLE
44	A. FOUNDS / LOWTHER	1	5	10.90 miles	LCR Yamaha
72	P. FOUNDS / WALMSLEY	6	6	13.08 miles	Rowtec LCF600

Weather / Track : Cloudy / Dry

# International Sidecar Revival Meeting 2021

## FSRA British F2 Sidecar Championship

### RACE 2 - STATISTICS

CLASS : GST

3 Starters

#### Fastest Lap History

NO	NAME	LAP TIME	TIME OF DAY	LAP	VEHICLE
6	BRYAN / HYDE	1:46.451	10:50:27.399	1	Baker Honda
6	BRYAN / HYDE	1:41.581	10:52:09.029	2	Baker Honda
6	BRYAN / HYDE	1:40.488	10:53:49.517	3	Baker Honda
6	BRYAN / HYDE	1:40.395	10:55:29.913	4	Baker Honda
6	BRYAN / HYDE	1:40.086	10:57:09.999	5	Baker Honda
6	BRYAN / HYDE	1:39.680	11:03:52.416	9	Baker Honda

#### Leader History

NO	NAME	FROM LAP	LAPS LED	DISTANCE	VEHICLE
6	BRYAN / HYDE	1	11	23.98 miles	Baker Honda

# International Sidecar Revival Meeting 2021

## FSRA British F2 Sidecar Championship

### RACE 2 - STATISTICS

CLASS : CUP

12 Starters

#### Fastest Lap History

NO	NAME	LAP TIME	TIME OF DAY	LAP	VEHICLE
45	PAYNE / WILKES	1:47.753	10:50:28.749	1	GP-F2 Yamaha
45	PAYNE / WILKES	1:38.844	10:52:07.593	2	GP-F2 Yamaha
45	PAYNE / WILKES	1:38.527	10:55:25.235	4	GP-F2 Yamaha
45	PAYNE / WILKES	1:37.650	10:57:02.885	5	GP-F2 Yamaha
45	PAYNE / WILKES	1:37.133	10:58:40.018	6	GP-F2 Yamaha
45	PAYNE / WILKES	1:36.981	11:00:16.999	7	GP-F2 Yamaha
45	PAYNE / WILKES	1:36.206	11:01:53.205	8	GP-F2 Yamaha

#### Leader History

NO	NAME	FROM LAP	LAPS LED	DISTANCE	VEHICLE
45	PAYNE / WILKES	1	11	23.98 miles	GP-F2 Yamaha




**International Sidecar Revival Meeting 2021**

**FSRA British F2 Sidecar Championship**

**RACE 11 - GRID (12 Laps)**

ROW 12	23	41 RILEY / JAMES	
ROW 11	21	7 JONES / GASH	22 19 DICKINSON / DICKINSON
ROW 10	19	25 GIBSON / MOORE	20 23 HACKNEY / RYDER
ROW 9	17	95 REMNANT / TILLEY	18 54 ALTON / BROTHERTON
ROW 8	15	39 MOORE / DODD	16 37 MORPHET / HALLIBURTON
ROW 7	13	26 ATKINSON / MIDDLETON	14 117 D. SCHOFIELD / PAWSEY
ROW 6	11	32 HORSPOLE / COLE	12 71 C. SCHOFIELD / COLBROOK
ROW 5	9	8 ILARIA / SIMS	10 27 STOCKTON / STOCKTON
ROW 4	7	99 RAMSDEN / RAMSDEN	8 42 LOWTHER / ROSTRON
ROW 3	5	44 A. FOUNDS / LOWTHER	6 72 P. FOUNDS / WALMSLEY
ROW 2	3	45 PAYNE / WILKES	4 17 CRAWFORD / HARDIE
ROW 1	1	3 HARRISON / BINNS	2 6 BRYAN / HYDE

**Pole**



Cadwell Park

Circuit Length = 2.1800 miles

**These results are provisional until the conclusion of any judicial and technical matters.**

Clerk Of Course :	Stewards :	Timekeeper : Craig Smith
-------------------	------------	--------------------------

Results can be found at [www.tsl-timing.com](http://www.tsl-timing.com)

Printed - 11:14 Sunday, 08 August 2021





## International Sidecar Revival Meeting 2021

## FSRA British F2 Sidecar Championship

## RACE 11 - CLASSIFICATION

POS	NO	CL	PIC NAME	ENTRY	LAPS	TIME	GAP	DIFF	MPH	BEST	ON
1	72	SUP	1 P. FOUNDS / WALMSLEY	Rowtec LCF600 - Rowtec	10	17:57.330			72.84	1:44.072	3
2	17	SUP	2 CRAWFORD / HARDIE	- Team ARC	10	18:06.657	9.327	9.327	72.22	1:44.103	4
3	44	SUP	3 A. FOUNDS / LOWTHER	LCR Yamaha - Cloud vapors	10	18:13.943	16.613	7.286	71.74	1:46.043	3
4	45	CUP	1 PAYNE / WILKES	GP-F2 Yamaha - KELPROPERTIES	10	18:31.607	34.277	17.664	70.60	1:45.233	5
5	6	GST	1 BRYAN / HYDE	Baker Honda -	10	18:50.920	53.590	19.313	69.39	1:50.456	5
6	25	GST	2 GIBSON / MOORE	Shelbourne Suzuki - GDM Logistics	10	19:27.146	1:29.816	36.226	67.24	1:48.936	5
7	41	CUP	2 RILEY / JAMES	MR Equipe - Finecut Developments	10	19:36.358	1:39.028	9.212	66.71	1:53.278	5
8	26	CUP	3 ATKINSON / MIDDLETON	Bellas - CMS/RAF MSA	10	19:40.413	1:43.083	4.055	66.48	1:52.014	4
9	99	SUP	4 RAMSDEN / RAMSDEN	- Ramsden Racing	10	19:40.873	1:43.543	0.460	66.45	1:52.077	5
10	23	CUP	4 HACKNEY / RYDER	C.E.S Suzuki - LPC / BAD MONKEY CONVERSION	10	19:47.023	1:49.693	6.150	66.11	1:53.993	4
11	27	CUP	5 STOCKTON / STOCKTON	LCR Suzuki - Dennis Menace Racing	10	20:00.076	2:02.746	13.053	65.39	1:54.570	5
12	117	CUP	6 D. SCHOFIELD / PAWSEY	Windle Suzuki - Witch eLiquid	10	20:00.361	2:03.031	0.285	65.38	1:55.219	5
13	95	GST	3 REMNANT / TILLEY	Lumley -	9	18:00.247	1 Lap	1 Lap	65.38	1:53.102	6
14	54	CUP	7 ALTON / BROTHERTON	LCR Suzuki - OTC Dyno	9	18:01.139	1 Lap	0.892	65.33	1:54.946	4
15	71	CUP	8 C. SCHOFIELD / COLBROOK	Baker Honda -	9	18:01.233	1 Lap	0.094	65.32	1:54.294	5
16	8	CUP	9 ILARIA / SIMS	DDM - Powerhouse	9	18:04.126	1 Lap	2.893	65.15	1:53.760	4
17	39	CUP	10 MOORE / DODD	Ireson Honda - LBS Racing/Team Stannard	9	18:15.153	1 Lap	11.027	64.49	1:55.805	3

## NOT CLASSIFIED

DNF	3	SUP	HARRISON / BINNS	Bellas Honda - Town Garage	8	15:42.216	2 Laps	1 Lap	66.63	1:49.736	5
DNF	37	CUP	MORPHET / HALLIBURTON	LCR Suzuki -	6	12:01.689	4 Laps	2 Laps	65.24	1:55.169	4
DNF	32	SUP	HORSPOLE / COLE	Shelbourne Honda - baker plant hire	5	9:54.644	5 Laps	1 Lap	65.98	1:55.144	2
DNF	7	SUP	JONES / GASH	LCR Suzuki - Lincoln Refrigeration	5	10:03.302	5 Laps	8.658	65.04	1:55.705	3
DNF	42	SUP	LOWTHER / ROSTRON	LCR Yamaha - AWB ENGINEERING	2	3:53.623	8 Laps	3 Laps	67.18	1:52.171	2

## FASTEST LAP

72	SUP	P. FOUNDS / WALMSLEY	Rowtec LCF600 - Rowtec	3	1:44.072	75.40 mph	121.36 kph
45	CUP	PAYNE / WILKES	GP-F2 Yamaha - KELPROPERTIES	5	1:45.233	74.57 mph	120.02 kph
25	GST	GIBSON / MOORE	Shelbourne Suzuki - GDM Logistics	5	1:48.936	72.04 mph	115.94 kph

Class SUP - 92.5% of Race Speed = 67.37 mph

Class CUP - 92.5% of Race Speed = 65.30 mph

Class GST - 92.5% of Race Speed = 64.18 mph

Weather / Track : Rain / Damp

These results are provisional until the conclusion of any judicial and technical matters.

Cadwell Park: 2.1800 miles

Race Distance: 10 Laps / 21.80 miles

Start: 15:59 Flag 16:17 End: 16:20

Clerk Of Course :	Stewards :	Timekeeper : Craig Smith
-------------------	------------	--------------------------

Results can be found at [www.tsl-timing.com](http://www.tsl-timing.com)

Printed - 16:20 Sunday, 08 August 2021



# International Sidecar Revival Meeting 2021

## FSRA British F2 Sidecar Championship

### RACE 11 - LAP CHART

#### LAP 1 @ 16:01:50.398

NO	BEHIND	LAP TIME
72		1:53.543
44	0.865	1:54.408
17	3.773	1:57.316
6	4.787	1:58.330
45	6.781	2:00.324
42	7.909	2:01.452
3	9.347	2:02.890
32	13.150	2:06.693
27	14.076	2:07.619
26	15.061	2:08.604
8	16.849	2:10.392
23	17.017	2:10.560
7	18.050	2:11.593
39	18.498	2:12.041
25	19.114	2:12.657
71	20.123	2:13.666
95	20.478	2:14.021
41	20.659	2:14.202
117	21.285	2:14.828
54	21.547	2:15.090
37	22.457	2:16.000
99	27.920	2:21.463

#### LAP 2 @ 16:03:35.896

NO	BEHIND	LAP TIME
72		1:45.498
44	1.790	1:46.423
17	4.748	1:46.473
6	10.109	1:50.820
45	10.966	1:49.683
42	14.582	1:52.171
3	17.332	1:53.483
32	22.796	1:55.144
27	26.245	1:57.667
26	26.423	1:56.860
23	27.400	1:55.881
8	29.081	1:57.730
25	29.100	1:55.484
39	30.195	1:57.195
41	31.351	1:56.190
7	32.381	1:59.829
71	32.803	1:58.178
117	33.191	1:57.404
95	34.662	1:59.682
54	35.294	1:59.245
37	35.921	1:58.962
99	36.780	1:54.358

#### LAP 3 @ 16:05:19.968

NO	BEHIND	LAP TIME
72		1:44.072
44	3.761	1:46.043
17	5.665	1:44.989
45	14.570	1:47.676
6	17.029	1:50.992
3	25.041	1:51.781
32	35.022	1:56.298
26	35.639	1:53.288
27	37.202	1:55.029
25	37.451	1:52.423
23	38.306	1:54.978

Weather / Track : Rain / Damp

Results can be found at [www.tsl-timing.com](http://www.tsl-timing.com)

8	39.294	1:54.285
39	41.928	1:55.805
41	41.965	1:54.686
7	44.014	1:55.705
71	44.574	1:55.843
117	44.989	1:55.870
99	45.890	1:53.182
95	46.890	1:56.300
54	47.265	1:56.043
37	48.142	1:56.293

#### LAP 4 @ 16:07:04.288

NO	BEHIND	LAP TIME
72		1:44.320
17	5.448	1:44.103
44	5.501	1:46.060
45	16.513	1:46.263
6	23.378	1:50.669
3	31.095	1:50.374
26	43.333	1:52.014
25	45.626	1:52.495
32	46.319	1:55.617
27	47.470	1:54.588
23	47.979	1:53.993
8	48.734	1:53.760
41	51.360	1:53.715
39	55.224	1:57.616
99	55.455	1:53.885
71	56.820	1:56.566
7	57.161	1:57.467
117	57.340	1:56.671
95	57.626	1:55.056
54	57.891	1:54.946
37	58.991	1:55.169

#### LAP 5 @ 16:08:49.256

NO	BEHIND	LAP TIME
72		1:44.968
17	5.784	1:45.304
44	8.034	1:47.501
45	16.778	1:45.233
6	28.866	1:50.456
3	35.863	1:49.736
25	49.594	1:48.936
26	51.292	1:52.927
27	57.072	1:54.570
23	57.827	1:54.816
8	57.998	1:54.232
41	59.670	1:53.278
32	1:02.243	2:00.892
99	1:02.564	1:52.077
71	1:06.146	1:54.294
117	1:07.591	1:55.219
95	1:08.670	1:56.012
54	1:09.752	1:56.829
7	1:10.901	1:58.708
37	1:11.041	1:57.018
39	1:13.978	2:03.722

#### LAP 6 @ 16:10:35.960

NO	BEHIND	LAP TIME
72		1:46.704
17	4.166	1:45.086

44	9.433	1:48.103
45	15.621	1:45.547
6	32.904	1:50.742
3	39.145	1:49.986
25	52.387	1:49.497
26	56.671	1:52.083
27	1:06.126	1:55.758
23	1:06.581	1:55.458
41	1:07.086	1:54.120
99	1:08.758	1:52.898
8	1:13.570	2:02.276
71	1:14.088	1:54.646
95	1:15.068	1:53.102
117	1:16.330	1:55.443
54	1:19.379	1:56.331
37	1:22.584	1:58.247
39	1:26.964	1:59.690

#### LAP 7 @ 16:12:22.413

NO	BEHIND	LAP TIME
72		1:46.453
17	2.396	1:44.683
44	11.955	1:48.975
45	14.784	1:45.616
6	38.243	1:51.792
3	46.912	1:54.220
25	1:03.876	1:57.942
26	1:06.054	1:55.836
41	1:17.780	1:57.147
27	1:18.447	1:58.774
23	1:19.062	1:58.934
99	1:19.182	1:56.877
95	1:26.873	1:58.258
71	1:28.210	2:00.575
117	1:28.549	1:58.672
8	1:29.502	2:02.385
54	1:30.357	1:57.431
39	1:41.194	2:00.683

#### LAP 8 @ 16:14:10.607

NO	BEHIND	LAP TIME
72		1:48.194
17	3.637	1:49.435
44	13.592	1:49.831
45	21.481	1:54.891
6	43.661	1:53.612
25	1:14.541	1:58.859
26	1:20.401	2:02.541
41	1:27.243	1:57.657
3	1:28.464	2:29.746
99	1:29.191	1:58.203
23	1:33.612	2:02.744
27	1:34.535	2:04.282
95	1:40.884	2:02.205
117	1:41.762	2:01.407
71	1:43.103	2:03.087
8	1:45.393	2:04.085
54	1:45.725	2:03.562

#### LAP 9 @ 16:15:59.803

NO	BEHIND	LAP TIME
72		1:49.196
39	1 Lap	2:02.567

17	8.029	1:53.588
44	16.885	1:52.489
45	30.374	1:58.089
6	50.113	1:55.648
25	1:24.114	1:58.769
26	1:34.556	2:03.351
41	1:35.730	1:57.683
99	1:39.272	1:59.277
23	1:44.952	2:00.536
27	1:51.829	2:06.490
117	1:53.493	2:00.927

#### LAP 10 @ 16:17:54.185

NO	BEHIND	LAP TIME
72		1:54.382
95	1 Lap	2:05.611
54	1 Lap	2:01.662
71	1 Lap	2:04.378
8	1 Lap	2:04.981
17	9.327	1:55.680
44	16.613	1:54.110
39	1 Lap	2:05.834
45	34.277	1:58.285
6	53.590	1:57.859
25	1:29.816	2:00.084
41	1:39.028	1:57.680
26	1:43.083	2:02.909
99	1:43.543	1:58.653
23	1:49.693	1:59.123
27	2:02.746	2:05.299
117	2:03.031	2:03.920

Cadwell Park

Circuit Length = 2.1800 miles

Start: 15:59 Flag 16:17 End: 16:20

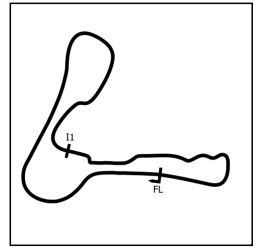
Printed - 16:20 Sunday, 08 August 2021



# International Sidecar Revival Meeting 2021

## FSRA British F2 Sidecar Championship

### RACE 11 - SECTOR ANALYSIS



SECTOR 1 = FL to I1, SECTOR 2 = I1 to FL, DIFF = Difference To Personal Best Lap, P = Crossed Finish Line in Pit Lane, D = Time Disallowed

P1 72 SUP		P. FOUNDS / WALMSLEY		Rowtec LCF600 - Rowtec			
IDEAL LAP TIME : 1:44.004		BEST LAP TIME : 1:44.072		DIFFERENCE : 0.068			
LAP	SECTOR 1	SECTOR 2	LAP TIME	MPH	DIFF	TIME OF DAY	
1 -		46.004	1:53.543	69.11	9.471	16:01:50.398	
2 -	59.961	45.537	1:45.498	74.39	1.426	16:03:35.896	
3 -	58.964	<b>45.108</b>	<b>1:44.072 (1)</b>	<b>75.40</b>		<b>16:05:19.968</b>	
4 -	<b>58.896</b>	45.424	1:44.320 (2)	75.23	0.248	16:07:04.288	
5 -	58.949	46.019	1:44.968 (3)	74.76	0.896	16:08:49.256	
6 -	1:00.202	46.502	1:46.704	73.54	2.632	16:10:35.960	
7 -	1:00.054	46.399	1:46.453	73.72	2.381	16:12:22.413	
8 -	1:01.146	47.048	1:48.194	72.53	4.122	16:14:10.607	
9 -	1:02.096	47.100	1:49.196	71.87	5.124	16:15:59.803	
10 -	1:03.785	50.597	1:54.382	68.61	10.310	16:17:54.185	

P2 17 SUP		CRAWFORD / HARDIE		- Team ARC			
IDEAL LAP TIME : 1:44.009		BEST LAP TIME : 1:44.103		DIFFERENCE : 0.094			
LAP	SECTOR 1	SECTOR 2	LAP TIME	MPH	DIFF	TIME OF DAY	
1 -		47.689	1:57.316	66.89	13.213	16:01:54.171	
2 -	1:00.176	46.297	1:46.473	73.70	2.370	16:03:40.644	
3 -	58.977	46.012	1:44.989 (3)	74.75	0.886	16:05:25.633	
4 -	58.266	<b>45.837</b>	<b>1:44.103 (1)</b>	<b>75.38</b>		<b>16:07:09.736</b>	
5 -	59.389	45.915	1:45.304	74.52	1.201	16:08:55.040	
6 -	58.588	46.498	1:45.086	74.68	0.983	16:10:40.126	
7 -	<b>58.172</b>	46.511	1:44.683 (2)	74.96	0.580	16:12:24.809	
8 -	1:01.273	48.162	1:49.435	71.71	5.332	16:14:14.244	
9 -	1:04.632	48.956	1:53.588	69.09	9.485	16:16:07.832	
10 -	1:05.731	49.949	1:55.680	67.84	11.577	16:18:03.512	

P3 44 SUP		A. FOUNDS / LOWTHER		LCR Yamaha - Cloud vapors			
IDEAL LAP TIME : 1:45.716		BEST LAP TIME : 1:46.043		DIFFERENCE : 0.327			
LAP	SECTOR 1	SECTOR 2	LAP TIME	MPH	DIFF	TIME OF DAY	
1 -		46.473	1:54.408	68.59	8.365	16:01:51.263	
2 -	1:00.679	<b>45.744</b>	1:46.423 (3)	73.74	0.380	16:03:37.686	
3 -	<b>59.972</b>	46.071	<b>1:46.043 (1)</b>	<b>74.00</b>		<b>16:05:23.729</b>	
4 -	1:00.249	45.811	1:46.060 (2)	73.99	0.017	16:07:09.789	
5 -	1:00.789	46.712	1:47.501	73.00	1.458	16:08:57.290	
6 -	1:01.210	46.893	1:48.103	72.59	2.060	16:10:45.393	
7 -	1:01.941	47.034	1:48.975	72.01	2.932	16:12:34.368	
8 -	1:02.212	47.619	1:49.831	71.45	3.788	16:14:24.199	
9 -	1:04.233	48.256	1:52.489	69.76	6.446	16:16:16.688	
10 -	1:04.948	49.162	1:54.110	68.77	8.067	16:18:10.798	

P4 45 CUP		PAYNE / WILKES		GP-F2 Yamaha - KELPROPERTIES			
IDEAL LAP TIME : 1:45.129		BEST LAP TIME : 1:45.233		DIFFERENCE : 0.104			
LAP	SECTOR 1	SECTOR 2	LAP TIME	MPH	DIFF	TIME OF DAY	
1 -		49.149	2:00.324	65.22	15.091	16:01:57.179	
2 -	1:02.706	46.977	1:49.683	71.55	4.450	16:03:46.862	
3 -	1:01.031	46.645	1:47.676	72.88	2.443	16:05:34.538	
4 -	59.710	46.553	1:46.263	73.85	1.030	16:07:20.801	
5 -	<b>59.375</b>	45.858	<b>1:45.233 (1)</b>	<b>74.57</b>		<b>16:09:06.034</b>	
6 -	59.793	<b>45.754</b>	1:45.547 (2)	74.35	0.314	16:10:51.581	
7 -	59.679	45.937	1:45.616 (3)	74.30	0.383	16:12:37.197	
8 -	1:05.670	49.221	1:54.891	68.30	9.658	16:14:32.088	
9 -	1:07.898	50.191	1:58.089	66.45	12.856	16:16:30.177	
10 -	1:07.974	50.311	1:58.285	66.34	13.052	16:18:28.462	

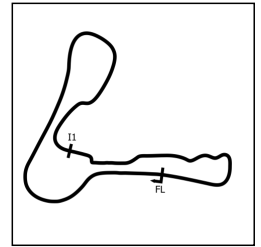
Weather / Track : Rain / Damp

Cadwell Park  
Circuit Length = 2.1800 miles  
Start: 15:59 Flag 16:17 End: 16:20

# International Sidecar Revival Meeting 2021

## FSRA British F2 Sidecar Championship

### RACE 11 - SECTOR ANALYSIS



SECTOR 1 = FL to I1, SECTOR 2 = I1 to FL, DIFF = Difference To Personal Best Lap, P = Crossed Finish Line in Pit Lane, D = Time Disallowed

<b>P5</b>		<b>6 GST</b>		<b>BRYAN / HYDE</b>		Baker Honda -	
IDEAL LAP TIME : 1:50.385		BEST LAP TIME : 1:50.456		DIFFERENCE : 0.071			
LAP	SECTOR 1	SECTOR 2	LAP TIME	MPH	DIFF	TIME OF DAY	
1 -		48.005	1:58.330	66.32	7.874	16:01:55.185	
2 -	1:03.110	47.710	1:50.820	70.81	0.364	16:03:46.005	
3 -	1:03.466	47.526	1:50.992	70.70	0.536	16:05:36.997	
4 -	1:03.229	47.440	1:50.669 (2)	70.91	0.213	16:07:27.666	
<b>5 -</b>	<b>1:03.028</b>	47.428	<b>1:50.456 (1)</b>	<b>71.05</b>		<b>16:09:18.122</b>	
6 -	1:03.385	<b>47.357</b>	1:50.742 (3)	70.86	0.286	16:11:08.864	
7 -	1:03.989	47.803	1:51.792	70.20	1.336	16:13:00.656	
8 -	1:05.069	48.543	1:53.612	69.07	3.156	16:14:54.268	
9 -	1:06.686	48.962	1:55.648	67.86	5.192	16:16:49.916	
10 -	1:08.524	49.335	1:57.859	66.58	7.403	16:18:47.775	

<b>P6</b>		<b>25 GST</b>		<b>GIBSON / MOORE</b>		Shelbourne Suzuki - GDM Logistics	
IDEAL LAP TIME : 1:48.936		BEST LAP TIME : 1:48.936		DIFFERENCE : 0.000			
LAP	SECTOR 1	SECTOR 2	LAP TIME	MPH	DIFF	TIME OF DAY	
1 -		53.092	2:12.657	59.16	23.721	16:02:09.512	
2 -	1:05.827	49.657	1:55.484	67.95	6.548	16:04:04.996	
3 -	1:03.363	49.060	1:52.423 (3)	69.80	3.487	16:05:57.419	
4 -	1:04.127	48.368	1:52.495	69.76	3.559	16:07:49.914	
<b>5 -</b>	<b>1:01.599</b>	<b>47.337</b>	<b>1:48.936 (1)</b>	<b>72.04</b>		<b>16:09:38.850</b>	
6 -	1:01.853	47.644	1:49.497 (2)	71.67	0.561	16:11:28.347	
7 -	1:03.873	54.069	1:57.942	66.54	9.006	16:13:26.289	
8 -	1:08.451	50.408	1:58.859	66.02	9.923	16:15:25.148	
9 -	1:08.135	50.634	1:58.769	66.07	9.833	16:17:23.917	
10 -	1:08.253	51.831	2:00.084	65.35	11.148	16:19:24.001	

<b>P7</b>		<b>41 CUP</b>		<b>RILEY / JAMES</b>		MR Equipe - Finecut Developments	
IDEAL LAP TIME : 1:53.088		BEST LAP TIME : 1:53.278		DIFFERENCE : 0.190			
LAP	SECTOR 1	SECTOR 2	LAP TIME	MPH	DIFF	TIME OF DAY	
1 -		53.544	2:14.202	58.47	20.924	16:02:11.057	
2 -	1:06.623	49.567	1:56.190	67.54	2.912	16:04:07.247	
3 -	1:05.064	49.622	1:54.686	68.43	1.408	16:06:01.933	
4 -	1:04.848	<b>48.867</b>	1:53.715 (2)	69.01	0.437	16:07:55.648	
<b>5 -</b>	<b>1:04.221</b>	49.057	<b>1:53.278 (1)</b>	<b>69.28</b>		<b>16:09:48.926</b>	
6 -	1:04.246	49.874	1:54.120 (3)	68.77	0.842	16:11:43.046	
7 -	1:06.169	50.978	1:57.147	66.99	3.869	16:13:40.193	
8 -	1:06.784	50.873	1:57.657	66.70	4.379	16:15:37.850	
9 -	1:06.532	51.151	1:57.683	66.68	4.405	16:17:35.533	
10 -	1:07.360	50.320	1:57.680	66.68	4.402	16:19:33.213	

<b>P8</b>		<b>26 CUP</b>		<b>ATKINSON / MIDDLETON</b>		Bellas - CMS/RAF MSA	
IDEAL LAP TIME : 1:52.014		BEST LAP TIME : 1:52.014		DIFFERENCE : 0.000			
LAP	SECTOR 1	SECTOR 2	LAP TIME	MPH	DIFF	TIME OF DAY	
1 -		51.468	2:08.604	61.02	16.590	16:02:05.459	
2 -	1:06.846	50.014	1:56.860	67.15	4.846	16:04:02.319	
3 -	1:04.534	48.754	1:53.288	69.27	1.274	16:05:55.607	
<b>4 -</b>	<b>1:03.503</b>	<b>48.511</b>	<b>1:52.014 (1)</b>	<b>70.06</b>		<b>16:07:47.621</b>	
5 -	1:04.196	48.731	1:52.927 (3)	69.49	0.913	16:09:40.548	
6 -	1:03.558	48.525	1:52.083 (2)	70.02	0.069	16:11:32.631	
7 -	1:05.029	50.807	1:55.836	67.75	3.822	16:13:28.467	
8 -	1:10.682	51.859	2:02.541	64.04	10.527	16:15:31.008	
9 -	1:10.803	52.548	2:03.351	63.62	11.337	16:17:34.359	
10 -	1:10.420	52.489	2:02.909	63.85	10.895	16:19:37.268	

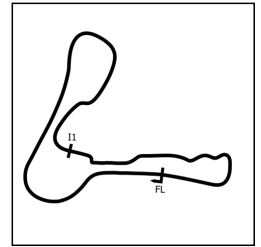
Weather / Track : Rain / Damp

Cadwell Park  
Circuit Length = 2.1800 miles  
Start: 15:59 Flag 16:17 End: 16:20

# International Sidecar Revival Meeting 2021

## FSRA British F2 Sidecar Championship

### RACE 11 - SECTOR ANALYSIS



SECTOR 1 = FL to I1, SECTOR 2 = I1 to FL, DIFF = Difference To Personal Best Lap, P = Crossed Finish Line in Pit Lane, D = Time Disallowed

P9 99 SUP RAMSDEN / RAMSDEN		- Ramsden Racing				
IDEAL LAP TIME : 1:51.764		BEST LAP TIME : 1:52.077		DIFFERENCE : 0.313		
LAP	SECTOR 1	SECTOR 2	LAP TIME	MPH	DIFF	TIME OF DAY
1 -		1:06.804	2:21.463	55.47	29.386	16:02:18.318
2 -	1:04.941	49.417	1:54.358	68.62	2.281	16:04:12.676
3 -	1:04.504	<b>48.678</b>	1:53.182 (3)	69.34	1.105	16:06:05.858
4 -	1:04.415	49.470	1:53.885	68.91	1.808	16:07:59.743
5 -	<b>1:03.086</b>	48.991	<b>1:52.077 (1)</b>	<b>70.02</b>		<b>16:09:51.820</b>
6 -	1:03.387	49.511	1:52.898 (2)	69.51	0.821	16:11:44.718
7 -	1:04.738	52.139	1:56.877	67.14	4.800	16:13:41.595
8 -	1:07.343	50.860	1:58.203	66.39	6.126	16:15:39.798
9 -	1:07.274	52.003	1:59.277	65.79	7.200	16:17:39.075
10 -	1:07.268	51.385	1:58.653	66.14	6.576	16:19:37.728

P10 23 CUP HACKNEY / RYDER		C.E.S Suzuki - LPC / BAD MONKEY CONVERSIONS				
IDEAL LAP TIME : 1:53.123		BEST LAP TIME : 1:53.993		DIFFERENCE : 0.870		
LAP	SECTOR 1	SECTOR 2	LAP TIME	MPH	DIFF	TIME OF DAY
1 -		52.190	2:10.560	60.11	16.567	16:02:07.415
2 -	1:06.937	<b>48.944</b>	1:55.881	67.72	1.888	16:04:03.296
3 -	1:04.951	50.027	1:54.978 (3)	68.25	0.985	16:05:58.274
4 -	1:04.258	49.735	<b>1:53.993 (1)</b>	<b>68.84</b>		<b>16:07:52.267</b>
5 -	<b>1:04.179</b>	50.637	1:54.816 (2)	68.35	0.823	16:09:47.083
6 -	1:05.538	49.920	1:55.458	67.97	1.465	16:11:42.541
7 -	1:06.409	52.525	1:58.934	65.98	4.941	16:13:41.475
8 -	1:11.563	51.181	2:02.744	63.93	8.751	16:15:44.219
9 -	1:08.869	51.667	2:00.536	65.10	6.543	16:17:44.755
10 -	1:08.109	51.014	1:59.123	65.88	5.130	16:19:43.878

P11 27 CUP STOCKTON / STOCKTON		LCR Suzuki - Dennis Menace Racing				
IDEAL LAP TIME : 1:53.364		BEST LAP TIME : 1:54.570		DIFFERENCE : 1.206		
LAP	SECTOR 1	SECTOR 2	LAP TIME	MPH	DIFF	TIME OF DAY
1 -		53.184	2:07.619	61.49	13.049	16:02:04.474
2 -	1:07.368	50.299	1:57.667	66.69	3.097	16:04:02.141
3 -	1:05.790	<b>49.239</b>	1:55.029 (3)	68.22	0.459	16:05:57.170
4 -	<b>1:04.125</b>	50.463	1:54.588 (2)	68.48	0.018	16:07:51.758
5 -	1:04.257	50.313	<b>1:54.570 (1)</b>	<b>68.50</b>		<b>16:09:46.328</b>
6 -	1:05.887	49.871	1:55.758	67.79	1.188	16:11:42.086
7 -	1:06.616	52.158	1:58.774	66.07	4.204	16:13:40.860
8 -	1:10.907	53.375	2:04.282	63.14	9.712	16:15:45.142
9 -	1:12.928	53.562	2:06.490	62.04	11.920	16:17:51.632
10 -	1:11.896	53.403	2:05.299	62.63	10.729	16:19:56.931

P12 117 CUP D. SCHOFIELD / PAWSEY		Windle Suzuki - Witch eLiquid				
IDEAL LAP TIME : 1:54.866		BEST LAP TIME : 1:55.219		DIFFERENCE : 0.353		
LAP	SECTOR 1	SECTOR 2	LAP TIME	MPH	DIFF	TIME OF DAY
1 -		54.474	2:14.828	58.20	19.609	16:02:11.683
2 -	1:07.223	50.181	1:57.404	66.84	2.185	16:04:09.087
3 -	1:06.468	<b>49.402</b>	1:55.870 (3)	67.73	0.651	16:06:04.957
4 -	1:05.754	50.917	1:56.671	67.26	1.452	16:08:01.628
5 -	1:05.760	49.459	<b>1:55.219 (1)</b>	<b>68.11</b>		<b>16:09:56.847</b>
6 -	<b>1:05.464</b>	49.979	1:55.443 (2)	67.98	0.224	16:11:52.290
7 -	1:06.813	51.859	1:58.672	66.13	3.453	16:13:50.962
8 -	1:08.762	52.645	2:01.407	64.64	6.188	16:15:52.369
9 -	1:08.689	52.238	2:00.927	64.89	5.708	16:17:53.296
10 -	1:10.773	53.147	2:03.920	63.33	8.701	16:19:57.216

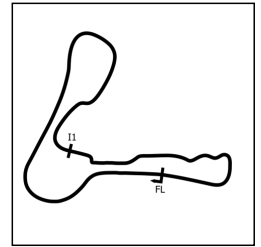
Weather / Track : Rain / Damp

Cadwell Park  
Circuit Length = 2.1800 miles  
Start: 15:59 Flag 16:17 End: 16:20

# International Sidecar Revival Meeting 2021

## FSRA British F2 Sidecar Championship

### RACE 11 - SECTOR ANALYSIS



SECTOR 1 = FL to I1, SECTOR 2 = I1 to FL, DIFF = Difference To Personal Best Lap, P = Crossed Finish Line in Pit Lane, D = Time Disallowed

P13 95 GST REMNANT / TILLEY			Lumley -			
IDEAL LAP TIME : 1:53.102		BEST LAP TIME : 1:53.102		DIFFERENCE : 0.000		
LAP	SECTOR 1	SECTOR 2	LAP TIME	MPH	DIFF	TIME OF DAY
1 -		54.609	2:14.021	58.55	20.919	16:02:10.876
2 -	1:08.639	51.043	1:59.682	65.57	6.580	16:04:10.558
3 -	1:06.475	49.825	1:56.300	67.48	3.198	16:06:06.858
4 -	1:04.838	50.218	1:55.056 (2)	68.21	1.954	16:08:01.914
5 -	1:06.574	49.438	1:56.012 (3)	67.64	2.910	16:09:57.926
6 -	<b>1:03.868</b>	<b>49.234</b>	<b>1:53.102 (1)</b>	<b>69.38</b>		<b>16:11:51.028</b>
7 -	1:06.764	51.494	1:58.258	66.36	5.156	16:13:49.286
8 -	1:10.097	52.108	2:02.205	64.22	9.103	16:15:51.491
9 -	1:11.737	53.874	2:05.611	62.47	12.509	16:17:57.102

P14 54 CUP ALTON / BROTHERTON			LCR Suzuki - OTC Dyno			
IDEAL LAP TIME : 1:54.833		BEST LAP TIME : 1:54.946		DIFFERENCE : 0.113		
LAP	SECTOR 1	SECTOR 2	LAP TIME	MPH	DIFF	TIME OF DAY
1 -		54.050	2:15.090	58.09	20.144	16:02:11.945
2 -	1:07.835	51.410	1:59.245	65.81	4.299	16:04:11.190
3 -	1:06.580	<b>49.463</b>	1:56.043 (2)	67.63	1.097	16:06:07.233
4 -	<b>1:05.370</b>	49.576	<b>1:54.946 (1)</b>	<b>68.27</b>		<b>16:08:02.179</b>
5 -	1:06.759	50.070	1:56.829	67.17	1.883	16:09:59.008
6 -	1:06.155	50.176	1:56.331 (3)	67.46	1.385	16:11:55.339
7 -	1:06.361	51.070	1:57.431	66.83	2.485	16:13:52.770
8 -	1:10.226	53.336	2:03.562	63.51	8.616	16:15:56.332
9 -	1:09.639	52.023	2:01.662	64.50	6.716	16:17:57.994

P15 71 CUP C. SCHOFIELD / COLBROOK			Baker Honda -			
IDEAL LAP TIME : 1:54.125		BEST LAP TIME : 1:54.294		DIFFERENCE : 0.169		
LAP	SECTOR 1	SECTOR 2	LAP TIME	MPH	DIFF	TIME OF DAY
1 -		53.789	2:13.666	58.71	19.372	16:02:10.521
2 -	1:07.539	50.639	1:58.178	66.40	3.884	16:04:08.699
3 -	1:06.413	<b>49.430</b>	1:55.843 (3)	67.74	1.549	16:06:04.542
4 -	1:05.611	50.955	1:56.566	67.32	2.272	16:08:01.108
5 -	<b>1:04.695</b>	49.599	<b>1:54.294 (1)</b>	<b>68.66</b>		<b>16:09:55.402</b>
6 -	1:05.050	49.596	1:54.646 (2)	68.45	0.352	16:11:50.048
7 -	1:08.328	52.247	2:00.575	65.08	6.281	16:13:50.623
8 -	1:09.624	53.463	2:03.087	63.76	8.793	16:15:53.710
9 -	1:10.851	53.527	2:04.378	63.09	10.084	16:17:58.088

P16 8 CUP ILARIA / SIMS			DDM - Powerhouse			
IDEAL LAP TIME : 1:52.997		BEST LAP TIME : 1:53.760		DIFFERENCE : 0.763		
LAP	SECTOR 1	SECTOR 2	LAP TIME	MPH	DIFF	TIME OF DAY
1 -		53.156	2:10.392	60.18	16.632	16:02:07.247
2 -	1:07.570	50.160	1:57.730	66.66	3.970	16:04:04.977
3 -	1:04.477	49.808	1:54.285 (3)	68.67	0.525	16:05:59.262
4 -	1:04.362	<b>49.398</b>	<b>1:53.760 (1)</b>	<b>68.98</b>		<b>16:07:53.022</b>
5 -	<b>1:03.599</b>	50.633	1:54.232 (2)	68.70	0.472	16:09:47.254
6 -	1:05.503	56.773	2:02.276	64.18	8.516	16:11:49.530
7 -	1:09.646	52.739	2:02.385	64.12	8.625	16:13:51.915
8 -	1:10.905	53.180	2:04.085	63.24	10.325	16:15:56.000
9 -	1:12.076	52.905	2:04.981	62.79	11.221	16:18:00.981

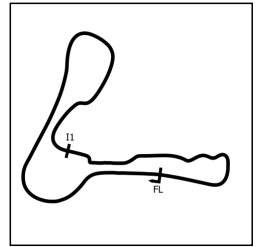
Weather / Track : Rain / Damp

Cadwell Park  
Circuit Length = 2.1800 miles  
Start: 15:59 Flag 16:17 End: 16:20

# International Sidecar Revival Meeting 2021

## FSRA British F2 Sidecar Championship

### RACE 11 - SECTOR ANALYSIS



SECTOR 1 = FL to I1, SECTOR 2 = I1 to FL, DIFF = Difference To Personal Best Lap, P = Crossed Finish Line in Pit Lane, D = Time Disallowed

P17 39 CUP		MOORE / DODD		Ireson Honda - LBS Racing/Team Stannard			
IDEAL LAP TIME : 1:55.804		BEST LAP TIME : 1:55.805		DIFFERENCE : 0.001			
LAP	SECTOR 1	SECTOR 2	LAP TIME	MPH	DIFF	TIME OF DAY	
1 -		51.943	2:12.041	59.43	16.236	16:02:08.896	
2 -	1:07.358	<b>49.837</b>	1:57.195 (2)	66.96	1.390	16:04:06.091	
3 -	<b>1:05.967</b>	49.838	<b>1:55.805 (1)</b>	<b>67.76</b>		<b>16:06:01.896</b>	
4 -	1:06.548	51.068	1:57.616 (3)	66.72	1.811	16:07:59.512	
5 -	1:08.852	54.870	2:03.722	63.43	7.917	16:10:03.234	
6 -	1:08.090	51.600	1:59.690	65.56	3.885	16:12:02.924	
7 -	1:08.474	52.209	2:00.683	65.03	4.878	16:14:03.607	
8 -	1:09.098	53.469	2:02.567	64.03	6.762	16:16:06.174	
9 -	1:11.934	53.900	2:05.834	62.36	10.029	16:18:12.008	

P18 3 SUP		HARRISON / BINNS		Bellas Honda - Town Garage			
IDEAL LAP TIME : 1:49.736		BEST LAP TIME : 1:49.736		DIFFERENCE : 0.000			
LAP	SECTOR 1	SECTOR 2	LAP TIME	MPH	DIFF	TIME OF DAY	
1 -		49.658	2:02.890	63.86	13.154	16:01:59.745	
2 -	1:05.501	47.982	1:53.483	69.15	3.747	16:03:53.228	
3 -	1:03.630	48.151	1:51.781	70.20	2.045	16:05:45.009	
4 -	1:02.784	47.590	1:50.374 (3)	71.10	0.638	16:07:35.383	
5 -	<b>1:02.689</b>	<b>47.047</b>	<b>1:49.736 (1)</b>	<b>71.51</b>		<b>16:09:25.119</b>	
6 -	1:02.844	47.142	1:49.986 (2)	71.35	0.250	16:11:15.105	
7 -	1:04.304	49.916	1:54.220	68.71	4.484	16:13:09.325	
8 -	1:37.477	52.269	2:29.746	52.40	40.010	16:15:39.071	

P19 37 CUP		MORPHET / HALLIBURTON		LCR Suzuki -			
IDEAL LAP TIME : 1:54.513		BEST LAP TIME : 1:55.169		DIFFERENCE : 0.656			
LAP	SECTOR 1	SECTOR 2	LAP TIME	MPH	DIFF	TIME OF DAY	
1 -		54.391	2:16.000	57.70	20.831	16:02:12.855	
2 -	1:08.014	50.948	1:58.962	65.97	3.793	16:04:11.817	
3 -	1:06.938	<b>49.355</b>	1:56.293 (2)	67.48	1.124	16:06:08.110	
4 -	<b>1:05.158</b>	50.011	<b>1:55.169 (1)</b>	<b>68.14</b>		<b>16:08:03.279</b>	
5 -	1:06.505	50.513	1:57.018 (3)	67.06	1.849	16:10:00.297	
6 -	1:08.019	50.228	1:58.247	66.37	3.078	16:11:58.544	

P20 32 SUP		HORSPOLE / COLE		Shelbourne Honda - baker plant hire			
IDEAL LAP TIME : 1:55.144		BEST LAP TIME : 1:55.144		DIFFERENCE : 0.000			
LAP	SECTOR 1	SECTOR 2	LAP TIME	MPH	DIFF	TIME OF DAY	
1 -		51.681	2:06.693	61.94	11.549	16:02:03.548	
2 -	<b>1:05.185</b>	<b>49.959</b>	<b>1:55.144 (1)</b>	<b>68.15</b>		<b>16:03:58.692</b>	
3 -	1:06.181	50.117	1:56.298 (3)	67.48	1.154	16:05:54.990	
4 -	1:05.455	50.162	1:55.617 (2)	67.87	0.473	16:07:50.607	
5 -	1:05.218	55.674	2:00.892	64.91	5.748	16:09:51.499	

P21 7 SUP		JONES / GASH		LCR Suzuki - Lincoln Refrigeration			
IDEAL LAP TIME : 1:55.635		BEST LAP TIME : 1:55.705		DIFFERENCE : 0.070			
LAP	SECTOR 1	SECTOR 2	LAP TIME	MPH	DIFF	TIME OF DAY	
1 -		52.629	2:11.593	59.63	15.888	16:02:08.448	
2 -	1:08.916	50.913	1:59.829	65.49	4.124	16:04:08.277	
3 -	1:05.860	<b>49.845</b>	<b>1:55.705 (1)</b>	<b>67.82</b>		<b>16:06:03.982</b>	
4 -	<b>1:05.790</b>	51.677	1:57.467 (2)	66.81	1.762	16:08:01.449	
5 -	1:07.451	51.257	1:58.708 (3)	66.11	3.003	16:10:00.157	

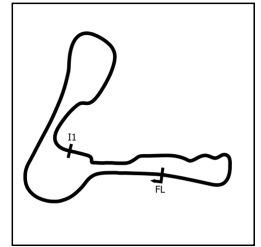
Weather / Track : Rain / Damp

Cadwell Park  
 Circuit Length = 2.1800 miles  
 Start: 15:59 Flag 16:17 End: 16:20

# International Sidecar Revival Meeting 2021

## FSRA British F2 Sidecar Championship

### RACE 11 - SECTOR ANALYSIS



SECTOR 1 = FL to I1, SECTOR 2 = I1 to FL, DIFF = Difference To Personal Best Lap, P = Crossed Finish Line in Pit Lane, D = Time Disallowed

<b>P22 42 SUP LOWTHER / ROSTRON</b>		LCR Yamaha - AWB ENGINEERING				
IDEAL LAP TIME : 1:52.171		BEST LAP TIME : 1:52.171		DIFFERENCE : 0.000		
LAP	SECTOR 1	SECTOR 2	LAP TIME	MPH	DIFF	TIME OF DAY
1 -		48.897	2:01.452 (2)	64.61	9.281	16:01:58.307
2 -	<b>1:03.709</b>	<b>48.462</b>	<b>1:52.171 (1)</b>	<b>69.96</b>		<b>16:03:50.478</b>

# International Sidecar Revival Meeting 2021

## FSRA British F2 Sidecar Championship

### RACE 11 - BEST SECTORS

SECTOR 1			SECTOR 2			IDEAL / BEST COMPARISON						
POS	NO	NAME	TIME	NO	NAME	TIME	POS	NO	NAME	IDEAL	BEST	DIFF
									<b>PERFECT LAP</b>	<b>1:43.280</b>		
1	17	CRAWFORD / HARDIE	<b>58.172</b>	72	P. FOUNDS / WALMSLEY	<b>45.108</b>	1	72	P. FOUNDS / WALMS	1:44.004	1:44.072	<b>0.068</b>
2	72	P. FOUNDS / WALMSLEY	<b>58.896</b>	44	A. FOUNDS / LOWTHER	<b>45.744</b>	2	17	CRAWFORD / HARDI	1:44.009	1:44.103	<b>0.094</b>
3	45	PAYNE / WILKES	<b>59.375</b>	45	PAYNE / WILKES	<b>45.754</b>	3	45	PAYNE / WILKES	1:45.129	1:45.233	<b>0.104</b>
4	44	A. FOUNDS / LOWTHER	<b>59.972</b>	17	CRAWFORD / HARDIE	<b>45.837</b>	4	44	A. FOUNDS / LOWTH	1:45.716	1:46.043	<b>0.327</b>
5	25	GIBSON / MOORE	<b>1:01.599</b>	3	HARRISON / BINNS	<b>47.047</b>	5	25	GIBSON / MOORE	1:48.936	1:48.936	<b>0.000</b>
6	3	HARRISON / BINNS	<b>1:02.689</b>	25	GIBSON / MOORE	<b>47.337</b>	6	3	HARRISON / BINNS	1:49.736	1:49.736	<b>0.000</b>
7	6	BRYAN / HYDE	<b>1:03.028</b>	6	BRYAN / HYDE	<b>47.357</b>	7	6	BRYAN / HYDE	1:50.385	1:50.456	<b>0.071</b>
8	99	RAMSDEN / RAMSDEN	<b>1:03.086</b>	42	LOWTHER / ROSTRON	<b>48.462</b>	8	99	RAMSDEN / RAMSDE	1:51.764	1:52.077	<b>0.313</b>
9	26	ATKINSON / MIDDLETON	<b>1:03.503</b>	26	ATKINSON / MIDDLETON	<b>48.511</b>	9	26	ATKINSON / MIDDLE	1:52.014	1:52.014	<b>0.000</b>
10	8	ILARIA / SIMS	<b>1:03.599</b>	99	RAMSDEN / RAMSDEN	<b>48.678</b>	10	42	LOWTHER / ROSTRC	1:52.171	1:52.171	<b>0.000</b>
11	42	LOWTHER / ROSTRON	<b>1:03.709</b>	41	RILEY / JAMES	<b>48.867</b>	11	8	ILARIA / SIMS	1:52.997	1:53.760	<b>0.763</b>
12	95	REMNANT / TILLEY	<b>1:03.868</b>	23	HACKNEY / RYDER	<b>48.944</b>	12	41	RILEY / JAMES	1:53.088	1:53.278	<b>0.190</b>
13	27	STOCKTON / STOCKTON	<b>1:04.125</b>	95	REMNANT / TILLEY	<b>49.234</b>	13	95	REMNANT / TILLEY	1:53.102	1:53.102	<b>0.000</b>
14	23	HACKNEY / RYDER	<b>1:04.179</b>	27	STOCKTON / STOCKTON	<b>49.239</b>	14	23	HACKNEY / RYDER	1:53.123	1:53.993	<b>0.870</b>
15	41	RILEY / JAMES	<b>1:04.221</b>	37	MORPHET / HALLIBURTON	<b>49.355</b>	15	27	STOCKTON / STOCK	1:53.364	1:54.570	<b>1.206</b>
16	71	C. SCHOFIELD / COLBROOK	<b>1:04.695</b>	8	ILARIA / SIMS	<b>49.398</b>	16	71	C. SCHOFIELD / COL	1:54.125	1:54.294	<b>0.169</b>
17	37	MORPHET / HALLIBURTON	<b>1:05.158</b>	117	D. SCHOFIELD / PAWSEY	<b>49.402</b>	17	37	MORPHET / HALLIBU	1:54.513	1:55.169	<b>0.656</b>
18	32	HORSPOLE / COLE	<b>1:05.185</b>	71	C. SCHOFIELD / COLBROOK	<b>49.430</b>	18	54	ALTON / BROTHERTC	1:54.833	1:54.946	<b>0.113</b>
19	54	ALTON / BROTHERTON	<b>1:05.370</b>	54	ALTON / BROTHERTON	<b>49.463</b>	19	117	D. SCHOFIELD / PAW	1:54.866	1:55.219	<b>0.353</b>
20	117	D. SCHOFIELD / PAWSEY	<b>1:05.464</b>	39	MOORE / DODD	<b>49.837</b>	20	32	HORSPOLE / COLE	1:55.144	1:55.144	<b>0.000</b>
21	7	JONES / GASH	<b>1:05.790</b>	7	JONES / GASH	<b>49.845</b>	21	7	JONES / GASH	1:55.635	1:55.705	<b>0.070</b>
22	39	MOORE / DODD	<b>1:05.967</b>	32	HORSPOLE / COLE	<b>49.959</b>	22	39	MOORE / DODD	1:55.804	1:55.805	<b>0.001</b>

Weather / Track : Rain / Damp

Results can be found at [www.tsl-timing.com](http://www.tsl-timing.com)

Cadwell Park  
Circuit Length = 2.1800 miles  
Start: 15:59 Flag 16:17 End: 16:20

Printed - 16:20 Sunday, 08 August 2021

# International Sidecar Revival Meeting 2021

## FSRA British F2 Sidecar Championship

### RACE 11 - STATISTICS

**Competitors Started** 22  
**Planned Start** 2021-08-08 @ 15:15:00.000  
**Actual Start** 2021-08-08 @ 15:59:56.854  
**Finish Time** 2021-08-08 @ 16:17:54.184  
**Track Length** 2.1800mi.  
**Total Laps** 191  
**Total Distance Covered** 416.3835mi.

#### Session Fastest Lap History

NO	CL	NAME	LAP TIME	TIME OF DAY	LAP	VEHICLE
72	SUP	P. FOUNDS / WALMSLEY	<b>1:53.543</b>	16:01:50.414	1	Rowtec LCF600
72	SUP	P. FOUNDS / WALMSLEY	<b>1:45.498</b>	16:03:35.913	2	Rowtec LCF600
72	SUP	P. FOUNDS / WALMSLEY	<b>1:44.072</b>	16:05:19.986	3	Rowtec LCF600

#### Session Leader History

NO	CL	NAME	FROM LAP	LAPS LED	DISTANCE	VEHICLE
72	SUP	P. FOUNDS / WALMSLEY	1	10	21.80 miles	Rowtec LCF600

#### Flag History

TYPE	TIME OF DAY
GREEN	15:59:56.854
FINISH	16:17:54.184

#### Flag Statistics

TYPE	COUNT	TOTAL LAPS	TOTAL TIME
Green	1	10	20:07.370
Red	0	0	0.000
Safety Car	0	0	0.000
FCY	0	0	0.000



# International Sidecar Revival Meeting 2021

## FSRA British F2 Sidecar Championship

### RACE 11 - STATISTICS

**CLASS : SUP**

8 Starters

#### Fastest Lap History

NO	NAME	LAP TIME	TIME OF DAY	LAP	VEHICLE
72	P. FOUNDS / WALMSLEY	<b>1:53.543</b>	16:01:50.414	1	Rowtec LCF600
72	P. FOUNDS / WALMSLEY	<b>1:45.498</b>	16:03:35.913	2	Rowtec LCF600
72	P. FOUNDS / WALMSLEY	<b>1:44.072</b>	16:05:19.986	3	Rowtec LCF600

#### Leader History

NO	NAME	FROM LAP	LAPS LED	DISTANCE	VEHICLE
72	P. FOUNDS / WALMSLEY	1	10	21.80 miles	Rowtec LCF600

# International Sidecar Revival Meeting 2021

## FSRA British F2 Sidecar Championship

### RACE 11 - STATISTICS

CLASS : GST

3 Starters

#### Fastest Lap History

NO	NAME	LAP TIME	TIME OF DAY	LAP	VEHICLE
6	BRYAN / HYDE	1:58.330	16:01:55.204	1	Baker Honda
6	BRYAN / HYDE	1:50.820	16:03:46.024	2	Baker Honda
6	BRYAN / HYDE	1:50.669	16:07:27.685	4	Baker Honda
6	BRYAN / HYDE	1:50.456	16:09:18.141	5	Baker Honda
25	GIBSON / MOORE	1:48.936	16:09:38.869	5	Shelbourne Suzuki

#### Leader History

NO	NAME	FROM LAP	LAPS LED	DISTANCE	VEHICLE
6	BRYAN / HYDE	1	10	21.80 miles	Baker Honda

# International Sidecar Revival Meeting 2021

## FSRA British F2 Sidecar Championship

### RACE 11 - STATISTICS

CLASS : CUP

11 Starters

#### Fastest Lap History

NO	NAME	LAP TIME	TIME OF DAY	LAP	VEHICLE
45	PAYNE / WILKES	<b>2:00.324</b>	16:01:57.197	1	GP-F2 Yamaha
45	PAYNE / WILKES	<b>1:49.683</b>	16:03:46.880	2	GP-F2 Yamaha
45	PAYNE / WILKES	<b>1:47.676</b>	16:05:34.556	3	GP-F2 Yamaha
45	PAYNE / WILKES	<b>1:46.263</b>	16:07:20.819	4	GP-F2 Yamaha
45	PAYNE / WILKES	<b>1:45.233</b>	16:09:06.052	5	GP-F2 Yamaha

#### Leader History

NO	NAME	FROM LAP	LAPS LED	DISTANCE	VEHICLE
45	PAYNE / WILKES	1	10	21.80 miles	GP-F2 Yamaha



**RKB-F1**  
**MOTORSPORT**



# **MOLSON GROUP BRITISH SIDECAR CHAMPIONSHIP**

**Round 4**

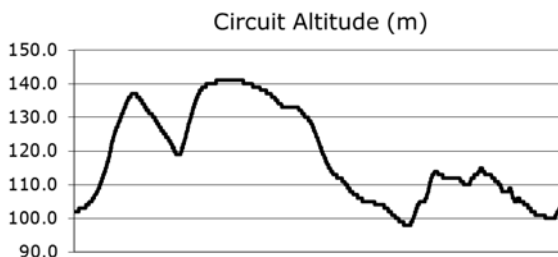
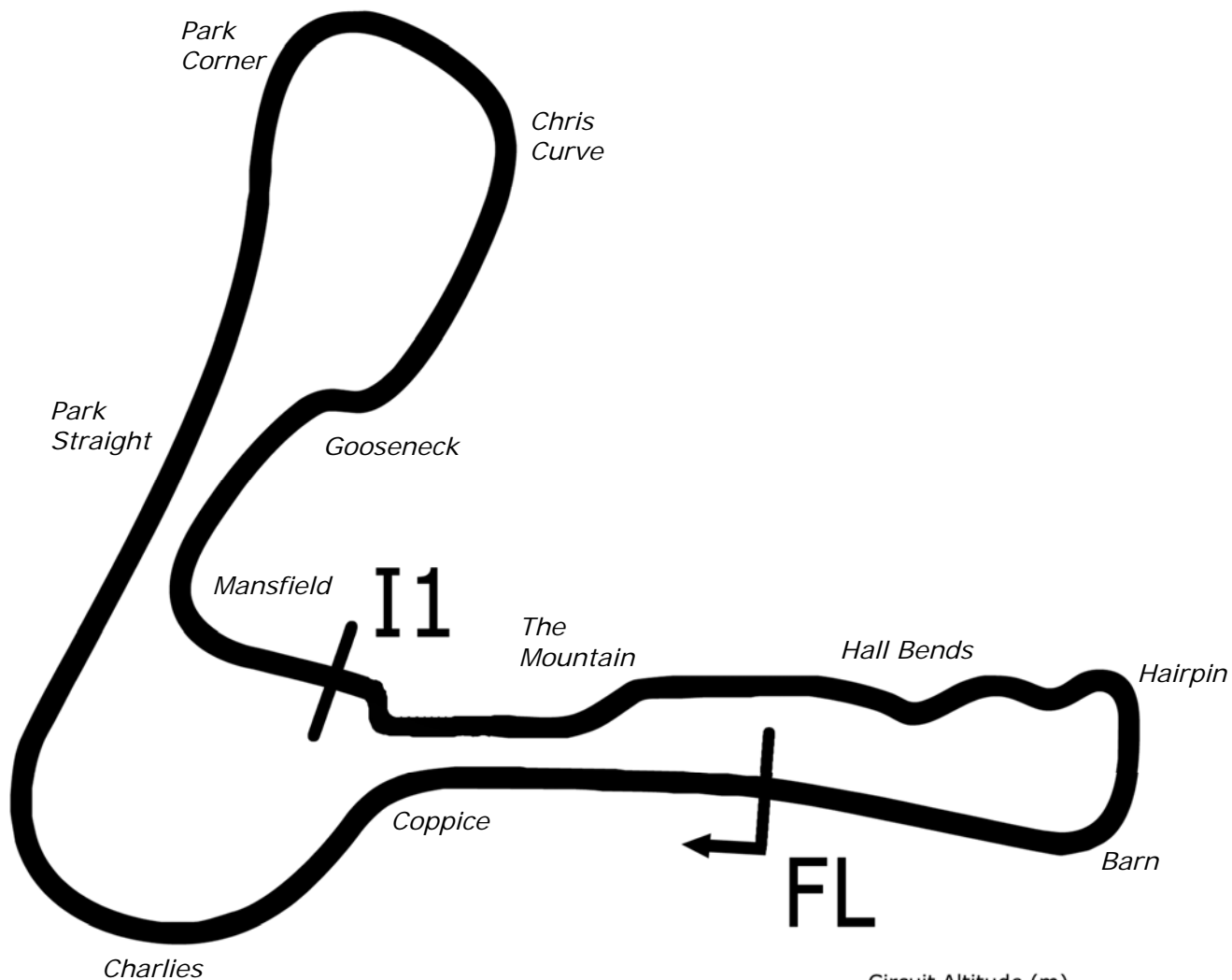
**Cadwell Park**

**7<sup>th</sup> / 8<sup>th</sup> August 2021**



**Results Provided by Timing Solutions Ltd**  
[www.tsl-timing.com](http://www.tsl-timing.com)

# Cadwell Park



Length	2.1800 miles	3508.4 m	
FL		53.31024 N	0.05940 W
I1	2330m	53.30708 N	0.06270 W
Pit Entry	3472m	53.31103 N	0.05889 W
Pit Exit	0m after FL	53.31030 N	0.05940 W
Pit Entry-Pit Exit 92m, 6.6s @50kph, 5.5s @60kph			

All results available at [www.tsl-timing.com](http://www.tsl-timing.com)

# International Sidecar Revival Meeting 2021

## Molson Group British Sidecar Championship

### SATURDAY FREE PRACTICE - CLASSIFICATION



POS	NO	NAME	ENTRY	TIME	ON	LAPS	GAP	DIFF	MPH
1	16	BIRCHALL / BIRCHALL	LCR Yamaha - Haith	1:33.178	3	5			84.22
2	95	BLACKSTOCK / ROSNEY	LCR Yamaha - DHR/Express Tyre Services	1:34.341	4	6	1.163	1.163	83.18
3	52	PHILP / BRYANT	LCR Yamaha - Roberts Constructions/Tops Autos	1:34.982	7	8	1.804	0.641	82.62
4	60	HOLLAND / CHRISTIE	LCR Kawasaki - Team JH Racing	1:35.855	5	6	2.677	0.873	81.87
5	2	J. HOLDEN / PITT	Adolf RS Yamaha - SBR	1:35.880	6	7	2.702	0.025	81.85
6	5	BIGGS / SCHMITZ	LCR Yamaha - Express Tyre Service/Santander Salt	1:36.382	6	6	3.204	0.502	81.42
7	6	ELLIS / CLEMENT	LCR Honda - Santander Salt	1:36.410	2	3	3.232	0.028	81.40
8	111	CABLE / WATSON	LCR Yamaha - Cable Racing/L&W Contractors	1:39.377	6	7	6.199	2.967	78.97
9	93	G. HOLDEN / LAWRENCE	LCR Suzuki - Holden racing	1:39.557	5	7	6.379	0.180	78.82
10	19	ROBINSON / FAIRHURST	LCR Yamaha - 24/seven courier service	1:39.883	7	7	6.705	0.326	78.57
11	4	PEACH / EDWARDS	LCR Yamaha - Life Safety Motorsport	1:40.144	3	3	6.966	0.261	78.36
12	70	ARCHER / HYDE	Adolf RS Yamaha - Hannafin Contractors	1:40.495	2	4	7.317	0.351	78.09
13	17	CLARKE / ENSOR	LCR Honda - City Lifting .CYB fibreglass	1:47.749	1	2	14.571	7.254	72.83

Weather / Track : Cloudy / Dry

These results are provisional until the conclusion of any judicial and technical matters.

Cadwell Park

Circuit Length = 2.1800 miles

Start: 10:24 Flag 10:36 End: 10:38

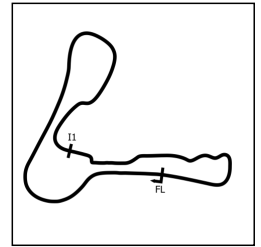
Clerk Of Course :	Stewards :	Timekeeper : Craig Smith
-------------------	------------	--------------------------

Results can be found at [www.tsl-timing.com](http://www.tsl-timing.com)

Printed - 10:38 Saturday, 07 August 2021



**International Sidecar Revival Meeting 2021**  
**Molson Group British Sidecar Championship**  
**SATURDAY FREE PRACTICE - SECTOR ANALYSIS**



SECTOR 1 = FL to I1, SECTOR 2 = I1 to FL, DIFF = Difference To Personal Best Lap, P = Crossed Finish Line in Pit Lane, D = Time Disallowed

<b>P1 16</b>		<b>BIRCHALL / BIRCHALL</b>		LCR Yamaha - Haith			
IDEAL LAP TIME : 1:32.770		BEST LAP TIME : 1:33.178		DIFFERENCE : 0.408			
LAP	SECTOR 1	SECTOR 2	LAP TIME	MPH	DIFF	TIME OF DAY	
1 -	57.018	39.933	1:36.951 (3)	80.94	3.773	10:27:52.337	
2 -	<b>53.225</b>	40.797	1:34.022 (2)	83.47	0.844	10:29:26.359	
3 -	53.633	<b>39.545</b>	<b>1:33.178 (1)</b>	<b>84.22</b>		<b>10:30:59.537</b>	
4 -	54.073	3:16.998	4:11.071	31.25	2:37.893	10:35:10.608	
5 -	57.656	41.831	1:39.487	78.88	6.309	10:36:50.095	

<b>P2 95</b>		<b>BLACKSTOCK / ROSNEY</b>		LCR Yamaha - DHR/Express Tyre Services			
IDEAL LAP TIME : 1:34.341		BEST LAP TIME : 1:34.341		DIFFERENCE : 0.000			
LAP	SECTOR 1	SECTOR 2	LAP TIME	MPH	DIFF	TIME OF DAY	
1 -	57.415	42.187	1:39.602	78.79	5.261	10:26:38.715	
2 -	55.887	40.719	1:36.606	81.23	2.265	10:28:15.321	
3 -	54.995	41.249	1:36.244	81.54	1.903	10:29:51.565	
4 -	<b>54.466</b>	<b>39.875</b>	<b>1:34.341 (1)</b>	<b>83.18</b>		<b>10:31:25.906</b>	
5 -	54.643	40.631	1:35.274 (3)	82.37	0.933	10:33:01.180	
6 -	54.529	40.245	1:34.774 (2)	82.80	0.433	10:34:35.954	

<b>P3 52</b>		<b>PHILP / BRYANT</b>		LCR Yamaha - Roberts Constructions/Tops Autos			
IDEAL LAP TIME : 1:34.870		BEST LAP TIME : 1:34.982		DIFFERENCE : 0.112			
LAP	SECTOR 1	SECTOR 2	LAP TIME	MPH	DIFF	TIME OF DAY	
1 -	58.099	41.397	1:39.496	78.87	4.514	10:26:39.205	
2 -	56.715	43.079	1:39.794	78.64	4.812	10:28:18.999	
3 -	55.014	41.055	1:36.069 (3)	81.69	1.087	10:29:55.068	
4 -	55.686	40.962	1:36.648	81.20	1.666	10:31:31.716	
5 -	55.757	41.064	1:36.821	81.05	1.839	10:33:08.537	
6 -	55.559	42.449	1:38.008	80.07	3.026	10:34:46.545	
7 -	<b>54.354</b>	40.628	<b>1:34.982 (1)</b>	<b>82.62</b>		<b>10:36:21.527</b>	
8 -	54.777	<b>40.516</b>	1:35.293 (2)	82.35	0.311	10:37:56.820	

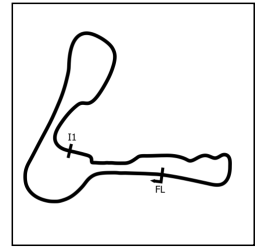
<b>P4 60</b>		<b>HOLLAND / CHRISTIE</b>		LCR Kawasaki - Team JH Racing			
IDEAL LAP TIME : 1:35.855		BEST LAP TIME : 1:35.855		DIFFERENCE : 0.000			
LAP	SECTOR 1	SECTOR 2	LAP TIME	MPH	DIFF	TIME OF DAY	
1 -	1:00.696	42.737	1:43.433	75.87	7.578	10:26:55.188	
2 -	57.355	42.784	1:40.139 (3)	78.37	4.284	10:28:35.327	
3 -	58.226	42.658	1:40.884	77.79	5.029	10:30:16.211	
4 -	59.895	47.279	1:47.174	73.22	11.319	10:32:03.385	
5 -	<b>55.067</b>	<b>40.788</b>	<b>1:35.855 (1)</b>	<b>81.87</b>		<b>10:33:39.240</b>	
6 -	55.322	42.875	1:38.197 (2)	79.92	2.342	10:35:17.437	

<b>P5 2</b>		<b>J. HOLDEN / PITT</b>		Adolf RS Yamaha - SBR			
IDEAL LAP TIME : 1:35.878		BEST LAP TIME : 1:35.880		DIFFERENCE : 0.002			
LAP	SECTOR 1	SECTOR 2	LAP TIME	MPH	DIFF	TIME OF DAY	
1 -	59.528	42.434	1:41.962	76.97	6.082	10:27:04.011	
2 -	56.304	40.663	1:36.967	80.93	1.087	10:28:40.978	
3 -	55.787	IN PIT	1:48.735 P	72.17	12.855	10:30:29.713	
4 -	OUTLAP	40.637	1:43.457	75.85	7.577	10:32:13.170	
5 -	56.021	<b>40.492</b>	1:36.513 (2)	81.31	0.633	10:33:49.683	
6 -	<b>55.386</b>	40.494	<b>1:35.880 (1)</b>	<b>81.85</b>		<b>10:35:25.563</b>	
7 -	55.547	41.290	1:36.837 (3)	81.04	0.957	10:37:02.400	

Weather / Track : Cloudy / Dry

Cadwell Park  
 Circuit Length = 2.1800 miles  
 Start: 10:24 Flag 10:36 End: 10:38

**International Sidecar Revival Meeting 2021**  
**Molson Group British Sidecar Championship**  
**SATURDAY FREE PRACTICE - SECTOR ANALYSIS**



SECTOR 1 = FL to I1, SECTOR 2 = I1 to FL, DIFF = Difference To Personal Best Lap, P = Crossed Finish Line in Pit Lane, D = Time Disallowed

<b>P6 5</b>		<b>BIGGS / SCHMITZ</b>		LCR Yamaha - Express Tyre Service/Santander Salt		
IDEAL LAP TIME : 1:36.382		BEST LAP TIME : 1:36.382		DIFFERENCE : 0.000		
LAP	SECTOR 1	SECTOR 2	LAP TIME	MPH	DIFF	TIME OF DAY
1 -	1:00.859	42.919	1:43.778	75.62	7.396	10:26:38.492
2 -	57.224	41.568	1:38.792	79.44	2.410	10:28:17.284
3 -	56.486	40.890	1:37.376	80.59	0.994	10:29:54.660
4 -	55.859	40.824	1:36.683 (2)	81.17	0.301	10:31:31.343
5 -	55.930	40.973	1:36.903 (3)	80.98	0.521	10:33:08.246
6 -	<b>55.724</b>	<b>40.658</b>	<b>1:36.382 (1)</b>	<b>81.42</b>		<b>10:34:44.628</b>

<b>P7 6</b>		<b>ELLIS / CLEMENT</b>		LCR Honda - Santander Salt		
IDEAL LAP TIME : 1:35.936		BEST LAP TIME : 1:36.410		DIFFERENCE : 0.474		
LAP	SECTOR 1	SECTOR 2	LAP TIME	MPH	DIFF	TIME OF DAY
1 -	59.052	42.664	1:41.716 (2)	77.15	5.306	10:26:38.507
2 -	55.708	<b>40.702</b>	<b>1:36.410 (1)</b>	<b>81.40</b>		<b>10:28:14.917</b>
3 -	<b>55.234</b>	IN PIT	2:23.161 P	54.81	46.751	10:30:38.078

<b>P8 111</b>		<b>CABLE / WATSON</b>		LCR Yamaha - Cable Racing/L&W Contractors		
IDEAL LAP TIME : 1:39.140		BEST LAP TIME : 1:39.377		DIFFERENCE : 0.237		
LAP	SECTOR 1	SECTOR 2	LAP TIME	MPH	DIFF	TIME OF DAY
1 -	1:03.192	43.511	1:46.703	73.55	7.326	10:26:52.471
2 -	59.646	42.462	1:42.108	76.86	2.731	10:28:34.579
3 -	58.540	42.214	1:40.754	77.89	1.377	10:30:15.333
4 -	1:00.012	41.931	1:41.943	76.98	2.566	10:31:57.276
5 -	57.657	<b>41.866</b>	1:39.523 (3)	78.85	0.146	10:33:36.799
6 -	<b>57.274</b>	42.103	<b>1:39.377 (1)</b>	<b>78.97</b>		<b>10:35:16.176</b>
7 -	57.476	41.964	1:39.440 (2)	78.92	0.063	10:36:55.616

<b>P9 93</b>		<b>G. HOLDEN / LAWRENCE</b>		LCR Suzuki - Holden racing		
IDEAL LAP TIME : 1:39.333		BEST LAP TIME : 1:39.557		DIFFERENCE : 0.224		
LAP	SECTOR 1	SECTOR 2	LAP TIME	MPH	DIFF	TIME OF DAY
1 -	1:03.230	44.402	1:47.632	72.91	8.075	10:26:51.644
2 -	59.106	43.705	1:42.811	76.33	3.254	10:28:34.455
3 -	58.143	42.398	1:40.541	78.05	0.984	10:30:14.996
4 -	58.316	<b>41.730</b>	1:40.046 (3)	78.44	0.489	10:31:55.042
5 -	<b>57.603</b>	41.954	<b>1:39.557 (1)</b>	<b>78.82</b>		<b>10:33:34.599</b>
6 -	58.096	42.257	1:40.353	78.20	0.796	10:35:14.952
7 -	57.982	41.981	1:39.963 (2)	78.50	0.406	10:36:54.915

<b>P10 19</b>		<b>ROBINSON / FAIRHURST</b>		LCR Yamaha - 24/seven courier service		
IDEAL LAP TIME : 1:39.819		BEST LAP TIME : 1:39.883		DIFFERENCE : 0.064		
LAP	SECTOR 1	SECTOR 2	LAP TIME	MPH	DIFF	TIME OF DAY
1 -	1:03.571	44.361	1:47.932	72.71	8.049	10:26:51.266
2 -	59.298	43.539	1:42.837	76.31	2.954	10:28:34.103
3 -	58.136	42.486	1:40.622 (3)	77.99	0.739	10:30:14.725
4 -	59.561	IN PIT	2:26.726 P	53.48	46.843	10:32:41.451
5 -	OUTLAP	42.371	1:47.221	73.19	7.338	10:34:28.672
6 -	57.819	<b>42.066</b>	1:39.885 (2)	78.57	0.002	10:36:08.557
7 -	<b>57.753</b>	42.130	<b>1:39.883 (1)</b>	<b>78.57</b>		<b>10:37:48.440</b>

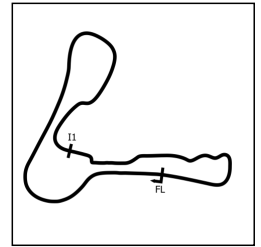
<b>P11 4</b>		<b>PEACH / EDWARDS</b>		LCR Yamaha - Life Safety Motorsport		
IDEAL LAP TIME : 1:39.694		BEST LAP TIME : 1:40.144		DIFFERENCE : 0.450		
LAP	SECTOR 1	SECTOR 2	LAP TIME	MPH	DIFF	TIME OF DAY
1 -	1:00.611	42.676	1:43.287 (3)	75.98	3.143	10:26:42.177
2 -	57.817	<b>42.495</b>	1:40.312 (2)	78.23	0.168	10:28:22.489
3 -	<b>57.199</b>	42.945	<b>1:40.144 (1)</b>	<b>78.36</b>		<b>10:30:02.633</b>

Weather / Track : Cloudy / Dry

Cadwell Park  
 Circuit Length = 2.1800 miles  
 Start: 10:24 Flag 10:36 End: 10:38



**International Sidecar Revival Meeting 2021**  
**Molson Group British Sidecar Championship**  
**SATURDAY FREE PRACTICE - SECTOR ANALYSIS**



SECTOR 1 = FL to I1, SECTOR 2 = I1 to FL, DIFF = Difference To Personal Best Lap, P = Crossed Finish Line in Pit Lane, D = Time Disallowed

<b>P12 70</b>		<b>ARCHER / HYDE</b>		Adolf RS Yamaha - Hannafin Contractors			
IDEAL LAP TIME : 1:39.572		BEST LAP TIME : 1:40.495		DIFFERENCE : 0.923			
LAP	SECTOR 1	SECTOR 2	LAP TIME	MPH	DIFF	TIME OF DAY	
1 -	1:02.492	43.908	1:46.400	73.76	5.905	10:26:47.930	
2 -	58.073	<b>42.422</b>	<b>1:40.495 (1)</b>	<b>78.09</b>		<b>10:28:28.425</b>	
3 -	57.797	44.209	1:42.006 (2)	76.93	1.511	10:30:10.431	
4 -	58.809	43.796	1:42.605 (3)	76.48	2.110	10:31:53.036	

<b>P13 17</b>		<b>CLARKE / ENSOR</b>		LCR Honda - City Lifting .CYB fibreglass			
IDEAL LAP TIME : 1:45.653		BEST LAP TIME : 1:47.749		DIFFERENCE : 2.096			
LAP	SECTOR 1	SECTOR 2	LAP TIME	MPH	DIFF	TIME OF DAY	
1 -	1:03.136	<b>44.613</b>	<b>1:47.749 (1)</b>	<b>72.83</b>		<b>10:27:13.614</b>	
2 -	<b>1:01.040</b>	IN PIT	2:52.352 P	45.53	1:04.603	10:30:05.966	

# International Sidecar Revival Meeting 2021

## Molson Group British Sidecar Championship

### SATURDAY FREE PRACTICE - BEST SECTORS

SECTOR 1			SECTOR 2			IDEAL / BEST COMPARISON						
POS	NO	NAME	TIME	NO	NAME	TIME	POS	NO	NAME	IDEAL	BEST	DIFF
1	16	BIRCHALL / BIRCHALL	53.225	16	BIRCHALL / BIRCHALL	39.545	1	16	BIRCHALL / BIRCHALL	1:32.770	1:33.178	0.408
2	52	PHILP / BRYANT	54.354	95	BLACKSTOCK / ROSNEY	39.875	2	95	BLACKSTOCK / ROSNEY	1:34.341	1:34.341	0.000
3	95	BLACKSTOCK / ROSNEY	54.466	2	J. HOLDEN / PITT	40.492	3	52	PHILP / BRYANT	1:34.870	1:34.982	0.112
4	60	HOLLAND / CHRISTIE	55.067	52	PHILP / BRYANT	40.516	4	60	HOLLAND / CHRISTIE	1:35.855	1:35.855	0.000
5	6	ELLIS / CLEMENT	55.234	5	BIGGS / SCHMITZ	40.658	5	2	J. HOLDEN / PITT	1:35.878	1:35.880	0.002
6	2	J. HOLDEN / PITT	55.386	6	ELLIS / CLEMENT	40.702	6	6	ELLIS / CLEMENT	1:35.936	1:36.410	0.474
7	5	BIGGS / SCHMITZ	55.724	60	HOLLAND / CHRISTIE	40.788	7	5	BIGGS / SCHMITZ	1:36.382	1:36.382	0.000
8	70	ARCHER / HYDE	57.150	93	G. HOLDEN / LAWRENCE	41.730	8	111	CABLE / WATSON	1:39.140	1:39.377	0.237
9	4	PEACH / EDWARDS	57.199	111	CABLE / WATSON	41.866	9	93	G. HOLDEN / LAWRENCE	1:39.333	1:39.557	0.224
10	111	CABLE / WATSON	57.274	19	ROBINSON / FAIRHURST	42.066	10	70	ARCHER / HYDE	1:39.572	1:40.495	0.923
11	93	G. HOLDEN / LAWRENCE	57.603	70	ARCHER / HYDE	42.422	11	4	PEACH / EDWARDS	1:39.694	1:40.144	0.450
12	19	ROBINSON / FAIRHURST	57.753	4	PEACH / EDWARDS	42.495	12	19	ROBINSON / FAIRHURST	1:39.819	1:39.883	0.064
13	17	CLARKE / ENSOR	1:01.040	17	CLARKE / ENSOR	44.613	13	17	CLARKE / ENSOR	1:45.653	1:47.749	2.096

Weather / Track : Cloudy / Dry

Results can be found at [www.tsl-timing.com](http://www.tsl-timing.com)

Cadwell Park  
Circuit Length = 2.1800 miles  
Start: 10:24 Flag 10:36 End: 10:38

Printed - 10:38 Saturday, 07 August 2021

**International Sidecar Revival Meeting 2021**  
**Molson Group British Sidecar Championship**  
**SATURDAY FREE PRACTICE - STATISTICS**

**Competitors Started** 13  
**Planned Start** 2021-08-07 @ 10:25:00.000  
**Actual Start** 2021-08-07 @ 10:24:27.525  
**Finish Time** 2021-08-07 @ 10:36:31.312  
**Track Length** 2.1800mi.  
**Total Laps** 71  
**Total Distance Covered** 154.7813mi.

**Session Fastest Lap History**

NO	NAME	LAP TIME	TIME OF DAY	LAP	VEHICLE
5	BIGGS / SCHMITZ	<b>1:43.778</b>	10:26:38.532	1	LCR Yamaha
6	ELLIS / CLEMENT	<b>1:41.716</b>	10:26:38.507	1	LCR Honda
95	BLACKSTOCK / ROSNEY	<b>1:39.602</b>	10:26:38.732	1	LCR Yamaha
52	PHILP / BRYANT	<b>1:39.496</b>	10:26:39.218	1	LCR Yamaha
16	BIRCHALL / BIRCHALL	<b>1:36.951</b>	10:27:52.355	1	LCR Yamaha
6	ELLIS / CLEMENT	<b>1:36.410</b>	10:28:14.933	2	LCR Honda
16	BIRCHALL / BIRCHALL	<b>1:34.022</b>	10:29:26.376	2	LCR Yamaha
16	BIRCHALL / BIRCHALL	<b>1:33.178</b>	10:30:59.555	3	LCR Yamaha

**Flag History**

TYPE	TIME OF DAY
GREEN	10:24:27.525
FINISH	10:36:31.312

**Flag Statistics**

TYPE	COUNT	TOTAL LAPS	TOTAL TIME
Green	1	8	13:43.492
Red	0	0	0.000
Safety Car	0	0	0.000
FCY	0	0	0.000

Weather / Track : Cloudy / Dry

Results can be found at [www.tsl-timing.com](http://www.tsl-timing.com)

Cadwell Park  
 Circuit Length = 2.1800 miles  
 Start: 10:24 Flag 10:36 End: 10:38

Printed - 10:38 Saturday, 07 August 2021

**International Sidecar Revival Meeting 2021**  
**Molson Group British Sidecar Championship**  
**QUALIFYING - CLASSIFICATION**



POS	NO	NAME	ENTRY	TIME	ON	LAPS	GAP	DIFF	MPH
1	16	BIRCHALL / BIRCHALL	LCR Yamaha - Haith	<b>1:31.991</b>	4	7			85.31
2	6	ELLIS / CLEMENT	LCR Honda - Santander Salt	<b>1:33.311</b>	3	9	<b>1.320</b>	1.320	84.10
3	52	PHILP / BRYANT	LCR Yamaha - Roberts Constructions/Tops Autos	<b>1:33.349</b>	5	5	<b>1.358</b>	0.038	84.07
4	95	BLACKSTOCK / ROSNEY	LCR Yamaha - DHR/Express Tyre Services	<b>1:33.655</b>	3	9	<b>1.664</b>	0.306	83.79
5	5	BIGGS / SCHMITZ	LCR Yamaha - Express Tyre Service/Santander Salt	<b>1:34.511</b>	4	5	<b>2.520</b>	0.856	83.03
6	60	HOLLAND / CHRISTIE	LCR Kawasaki - Team JH Racing	<b>1:35.654</b>	3	5	<b>3.663</b>	1.143	82.04
7	2	J. HOLDEN / PITT	Adolf RS Yamaha - SBR	<b>1:35.957</b>	8	9	<b>3.966</b>	0.303	81.78
8	93	G. HOLDEN / LAWRENCE	LCR Suzuki - Holden racing	<b>1:37.925</b>	8	9	<b>5.934</b>	1.968	80.14
9	70	ARCHER / HYDE	Adolf RS Yamaha - Hannafin Contractors	<b>1:39.008</b>	7	8	<b>7.017</b>	1.083	79.26
10	4	PEACH / EDWARDS	LCR Yamaha - Life Safety Motorsport	<b>1:39.274</b>	5	5	<b>7.283</b>	0.266	79.05
11	111	CABLE / WATSON	LCR Yamaha - Cable Racing/L&W Contractors	<b>1:39.479</b>	4	8	<b>7.488</b>	0.205	78.89
12	19	ROBINSON / FAIRHURST	LCR Yamaha - 24/seven courier service	<b>1:39.632</b>	4	6	<b>7.641</b>	0.153	78.77
13	17	CLARKE / ENSOR	LCR Honda - City Lifting .CYB fibreglass	<b>1:41.978</b>	5	5	<b>9.987</b>	2.346	76.95

QUALIFYING LAPTIME (115.0% of 1:31.991) = 1:45.789

Weather / Track : Sunny / Dry

These results are provisional until the conclusion of any judicial and technical matters.

Cadwell Park

Circuit Length = 2.1800 miles

Start: 13:19 Flag 13:36 End: 13:38

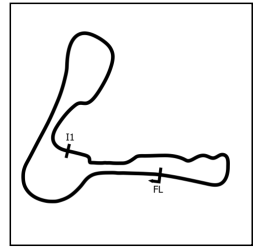
Clerk Of Course :	Stewards :	Timekeeper : Craig Smith
-------------------	------------	--------------------------

Results can be found at [www.tsl-timing.com](http://www.tsl-timing.com)

Printed - 13:39 Saturday, 07 August 2021



**International Sidecar Revival Meeting 2021**  
**Molson Group British Sidecar Championship**  
**QUALIFYING - SECTOR ANALYSIS**



SECTOR 1 = FL to I1, SECTOR 2 = I1 to FL, DIFF = Difference To Personal Best Lap, P = Crossed Finish Line in Pit Lane, D = Time Disallowed

<b>P1 16</b>		<b>BIRCHALL / BIRCHALL</b>		LCR Yamaha - Haith		
IDEAL LAP TIME : 1:31.671		BEST LAP TIME : 1:31.991		DIFFERENCE : 0.320		
LAP	SECTOR 1	SECTOR 2	LAP TIME	MPH	DIFF	TIME OF DAY
1 -	1:02.994	41.293	1:44.287	75.25	12.296	13:23:19.099
2 -	53.716	40.096	1:33.812	83.65	1.821	13:24:52.911
3 -	53.111	39.128	1:32.239 (2)	85.08	0.248	13:26:25.150
<b>4 -</b>	<b>52.663</b>	39.328	<b>1:31.991 (1)</b>	<b>85.31</b>		<b>13:27:57.141</b>
5 -	57.653	5:12.310	6:09.963	21.21	4:37.972	13:34:07.104
6 -	53.964	<b>39.008</b>	1:32.972	84.41	0.981	13:35:40.076
7 -	53.153	39.500	1:32.653 (3)	84.70	0.662	13:37:12.729

<b>P2 6</b>		<b>ELLIS / CLEMENT</b>		LCR Honda - Santander Salt		
IDEAL LAP TIME : 1:33.303		BEST LAP TIME : 1:33.311		DIFFERENCE : 0.008		
LAP	SECTOR 1	SECTOR 2	LAP TIME	MPH	DIFF	TIME OF DAY
1 -	57.050	41.017	1:38.067	80.02	4.756	13:21:59.927
2 -	54.166	40.068	1:34.234	83.28	0.923	13:23:34.161
<b>3 -</b>	<b>53.843</b>	<b>39.468</b>	<b>1:33.311 (1)</b>	<b>84.10</b>		<b>13:25:07.472</b>
4 -	53.959	39.748	1:33.707 (2)	83.75	0.396	13:26:41.179
5 -	<b>53.835</b>	40.139	1:33.974	83.51	0.663	13:28:15.153
6 -	57.432	IN PIT	4:35.469 P	28.48	3:02.158	13:32:50.622
7 -	OUTLAP	40.969	1:42.771	76.36	9.460	13:34:33.393
8 -	54.164	39.733	1:33.897 (3)	83.58	0.586	13:36:07.290
9 -	54.047	40.315	1:34.362	83.16	1.051	13:37:41.652

<b>P3 52</b>		<b>PHILP / BRYANT</b>		LCR Yamaha - Roberts Constructions/Tops Autos		
IDEAL LAP TIME : 1:33.310		BEST LAP TIME : 1:33.349		DIFFERENCE : 0.039		
LAP	SECTOR 1	SECTOR 2	LAP TIME	MPH	DIFF	TIME OF DAY
1 -	58.384	41.111	1:39.495	78.87	6.146	13:22:02.125
2 -	54.109	39.991	1:34.100	83.40	0.751	13:23:36.225
3 -	53.969	39.993	1:33.962 (3)	83.52	0.613	13:25:10.187
4 -	53.598	<b>39.850</b>	1:33.448 (2)	83.98	0.099	13:26:43.635
<b>5 -</b>	<b>53.460</b>	39.889	<b>1:33.349 (1)</b>	<b>84.07</b>		<b>13:28:16.984</b>

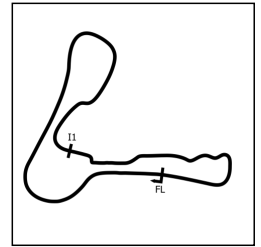
<b>P4 95</b>		<b>BLACKSTOCK / ROSNEY</b>		LCR Yamaha - DHR/Express Tyre Services		
IDEAL LAP TIME : 1:33.655		BEST LAP TIME : 1:33.655		DIFFERENCE : 0.000		
LAP	SECTOR 1	SECTOR 2	LAP TIME	MPH	DIFF	TIME OF DAY
1 -	1:10.725	40.233	1:50.958	70.73	17.303	13:23:05.760
2 -	53.944	40.004	1:33.948 (2)	83.53	0.293	13:24:39.708
<b>3 -</b>	<b>53.728</b>	<b>39.927</b>	<b>1:33.655 (1)</b>	<b>83.79</b>		<b>13:26:13.363</b>
4 -	53.825	IN PIT	2:16.098 P	57.66	42.443	13:28:29.461
5 -	OUTLAP	43.300	1:44.356	75.20	10.701	13:30:13.817
6 -	54.325	40.283	1:34.608	82.95	0.953	13:31:48.425
7 -	57.541	44.105	1:41.646	77.20	7.991	13:33:30.071
8 -	54.742	42.386	1:37.128	80.80	3.473	13:35:07.199
9 -	54.081	40.161	1:34.242 (3)	83.27	0.587	13:36:41.441

<b>P5 5</b>		<b>BIGGS / SCHMITZ</b>		LCR Yamaha - Express Tyre Service/Santander Salt		
IDEAL LAP TIME : 1:34.511		BEST LAP TIME : 1:34.511		DIFFERENCE : 0.000		
LAP	SECTOR 1	SECTOR 2	LAP TIME	MPH	DIFF	TIME OF DAY
1 -	58.716	42.263	1:40.979	77.71	6.468	13:22:03.489
2 -	55.692	40.590	1:36.282 (3)	81.51	1.771	13:23:39.771
3 -	55.028	40.394	1:35.422 (2)	82.24	0.911	13:25:15.193
<b>4 -</b>	<b>54.398</b>	<b>40.113</b>	<b>1:34.511 (1)</b>	<b>83.03</b>		<b>13:26:49.704</b>
5 -	55.300	IN PIT	11:18.041 P	11.57	9:43.530	13:38:07.745

Weather / Track : Sunny / Dry

Cadwell Park  
 Circuit Length = 2.1800 miles  
 Start: 13:19 Flag 13:36 End: 13:38

**International Sidecar Revival Meeting 2021**  
**Molson Group British Sidecar Championship**  
**QUALIFYING - SECTOR ANALYSIS**



SECTOR 1 = FL to I1, SECTOR 2 = I1 to FL, DIFF = Difference To Personal Best Lap, P = Crossed Finish Line in Pit Lane, D = Time Disallowed

<b>P6 60</b>		<b>HOLLAND / CHRISTIE</b>		LCR Kawasaki - Team JH Racing		
IDEAL LAP TIME : 1:35.486		BEST LAP TIME : 1:35.654		DIFFERENCE : 0.168		
LAP	SECTOR 1	SECTOR 2	LAP TIME	MPH	DIFF	TIME OF DAY
1 -	OUTLAP	45.844	1:58.435	66.26	22.781	13:23:14.177
2 -	58.423	42.315	1:40.738 (3)	77.90	5.084	13:24:54.915
3 -	55.071	<b>40.583</b>	<b>1:35.654 (1)</b>	<b>82.04</b>		<b>13:26:30.569</b>
4 -	57.258	45.076	1:42.334	76.69	6.680	13:28:12.903
5 -	<b>54.903</b>	41.147	1:36.050 (2)	81.70	0.396	13:29:48.953

<b>P7 2</b>		<b>J. HOLDEN / PITT</b>		Adolf RS Yamaha - SBR		
IDEAL LAP TIME : 1:35.728		BEST LAP TIME : 1:35.957		DIFFERENCE : 0.229		
LAP	SECTOR 1	SECTOR 2	LAP TIME	MPH	DIFF	TIME OF DAY
1 -	1:03.813	45.131	1:48.944	72.03	12.987	13:22:23.664
2 -	59.291	IN PIT	4:01.594 P	32.48	2:25.637	13:26:25.258
3 -	OUTLAP	40.782	1:41.804	77.08	5.847	13:28:07.062
4 -	55.549	41.193	1:36.742	81.12	0.785	13:29:43.804
5 -	55.435	40.778	1:36.213 (3)	81.56	0.256	13:31:20.017
6 -	56.427	40.865	1:37.292	80.66	1.335	13:32:57.309
7 -	55.664	41.177	1:36.841	81.04	0.884	13:34:34.150
8 -	55.542	<b>40.415</b>	<b>1:35.957 (1)</b>	<b>81.78</b>		<b>13:36:10.107</b>
9 -	<b>55.313</b>	40.696	1:36.009 (2)	81.74	0.052	13:37:46.116

<b>P8 93</b>		<b>G. HOLDEN / LAWRENCE</b>		LCR Suzuki - Holden racing		
IDEAL LAP TIME : 1:37.852		BEST LAP TIME : 1:37.925		DIFFERENCE : 0.073		
LAP	SECTOR 1	SECTOR 2	LAP TIME	MPH	DIFF	TIME OF DAY
1 -	1:01.046	42.490	1:43.536	75.80	5.611	13:22:07.881
2 -	58.509	42.002	1:40.511	78.08	2.586	13:23:48.392
3 -	58.140	41.620	1:39.760	78.66	1.835	13:25:28.152
4 -	57.801	41.603	1:39.404 (3)	78.95	1.479	13:27:07.556
5 -	57.683	42.605	1:40.288	78.25	2.363	13:28:47.844
6 -	57.939	IN PIT	2:55.872 P	44.62	1:17.947	13:31:43.716
7 -	OUTLAP	42.897	1:46.957	73.37	9.032	13:33:30.673
8 -	56.917	<b>41.008</b>	<b>1:37.925 (1)</b>	<b>80.14</b>		<b>13:35:08.598</b>
9 -	<b>56.844</b>	42.143	1:38.987 (2)	79.28	1.062	13:36:47.585

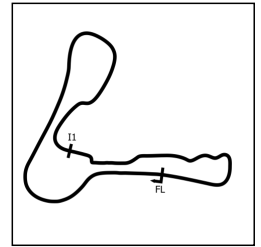
<b>P9 70</b>		<b>ARCHER / HYDE</b>		Adolf RS Yamaha - Hannafin Contractors		
IDEAL LAP TIME : 1:38.429		BEST LAP TIME : 1:39.008		DIFFERENCE : 0.579		
LAP	SECTOR 1	SECTOR 2	LAP TIME	MPH	DIFF	TIME OF DAY
1 -	1:01.050	42.461	1:43.511	75.81	4.503	13:22:08.389
2 -	58.865	41.973	1:40.838	77.82	1.830	13:23:49.227
3 -	57.715	42.010	1:39.725 (3)	78.69	0.717	13:25:28.952
4 -	57.446	<b>41.641</b>	1:39.087 (2)	79.20	0.079	13:27:08.039
5 -	58.153	IN PIT	4:19.207 P	30.27	2:40.199	13:31:27.246
6 -	OUTLAP	43.529	1:47.729	72.85	8.721	13:33:14.975
7 -	56.805	42.203	<b>1:39.008 (1)</b>	<b>79.26</b>		<b>13:34:53.983</b>
8 -	<b>56.788</b>	IN PIT	3:29.689 P	37.42	1:50.681	13:38:23.672

<b>P10 4</b>		<b>PEACH / EDWARDS</b>		LCR Yamaha - Life Safety Motorsport		
IDEAL LAP TIME : 1:39.248		BEST LAP TIME : 1:39.274		DIFFERENCE : 0.026		
LAP	SECTOR 1	SECTOR 2	LAP TIME	MPH	DIFF	TIME OF DAY
1 -	1:02.186	44.577	1:46.763	73.50	7.489	13:22:14.846
2 -	57.812	42.916	1:40.728	77.91	1.454	13:23:55.574
3 -	57.366	42.734	1:40.100 (2)	78.40	0.826	13:25:35.674
4 -	58.309	<b>42.096</b>	1:40.405 (3)	78.16	1.131	13:27:16.079
5 -	<b>57.152</b>	42.122	<b>1:39.274 (1)</b>	<b>79.05</b>		<b>13:28:55.353</b>

Weather / Track : Sunny / Dry

Cadwell Park  
 Circuit Length = 2.1800 miles  
 Start: 13:19 Flag 13:36 End: 13:38

**International Sidecar Revival Meeting 2021**  
**Molson Group British Sidecar Championship**  
**QUALIFYING - SECTOR ANALYSIS**



SECTOR 1 = FL to I1, SECTOR 2 = I1 to FL, DIFF = Difference To Personal Best Lap, P = Crossed Finish Line in Pit Lane, D = Time Disallowed

<b>P11 111</b>		<b>CABLE / WATSON</b>		LCR Yamaha - Cable Racing/L&W Contractors			
IDEAL LAP TIME : 1:39.479		BEST LAP TIME : 1:39.479		DIFFERENCE : 0.000			
LAP	SECTOR 1	SECTOR 2	LAP TIME	MPH	DIFF	TIME OF DAY	
1 -	1:01.988	43.628	1:45.616	74.30	6.137	13:22:17.319	
2 -	58.859	42.555	1:41.414	77.38	1.935	13:23:58.733	
3 -	57.858	42.164	1:40.022 (2)	78.46	0.543	13:25:38.755	
<b>4 -</b>	<b>57.599</b>	<b>41.880</b>	<b>1:39.479 (1)</b>	<b>78.89</b>		<b>13:27:18.234</b>	
5 -	59.032	IN PIT	2:22.387 P	55.11	42.908	13:29:40.621	
6 -	OUTLAP	44.135	1:50.447	71.05	10.968	13:31:31.068	
7 -	1:01.852	43.400	1:45.252	74.56	5.773	13:33:16.320	
8 -	58.025	42.493	1:40.518 (3)	78.07	1.039	13:34:56.838	

<b>P12 19</b>		<b>ROBINSON / FAIRHURST</b>		LCR Yamaha - 24/seven courier service			
IDEAL LAP TIME : 1:39.196		BEST LAP TIME : 1:39.632		DIFFERENCE : 0.436			
LAP	SECTOR 1	SECTOR 2	LAP TIME	MPH	DIFF	TIME OF DAY	
1 -	1:04.408	44.904	1:49.312	71.79	9.680	13:22:16.393	
2 -	59.485	42.270	1:41.755 (3)	77.12	2.123	13:23:58.148	
3 -	58.107	<b>41.946</b>	1:40.053 (2)	78.43	0.421	13:25:38.201	
<b>4 -</b>	<b>57.250</b>	42.382	<b>1:39.632 (1)</b>	<b>78.77</b>		<b>13:27:17.833</b>	
5 -	57.684	IN PIT	2:57.780 P	44.14	1:18.148	13:30:15.613	
6 -	OUTLAP	43.074	1:48.426	72.38	8.794	13:32:04.039	

<b>P13 17</b>		<b>CLARKE / ENSOR</b>		LCR Honda - City Lifting .CYB fibreglass			
IDEAL LAP TIME : 1:41.978		BEST LAP TIME : 1:41.978		DIFFERENCE : 0.000			
LAP	SECTOR 1	SECTOR 2	LAP TIME	MPH	DIFF	TIME OF DAY	
1 -	1:02.923	44.240	1:47.163	73.23	5.185	13:22:29.443	
2 -	1:00.458	42.794	1:43.252 (3)	76.00	1.274	13:24:12.695	
3 -	59.551	42.890	1:42.441 (2)	76.61	0.463	13:25:55.136	
4 -	1:07.477	2:34.464	3:41.941	35.36	1:59.963	13:29:37.077	
<b>5 -</b>	<b>59.444</b>	<b>42.534</b>	<b>1:41.978 (1)</b>	<b>76.95</b>		<b>13:31:19.055</b>	

**International Sidecar Revival Meeting 2021**  
**Molson Group British Sidecar Championship**  
**QUALIFYING - BEST SECTORS**

SECTOR 1			SECTOR 2			IDEAL / BEST COMPARISON						
POS	NO	NAME	TIME	NO	NAME	TIME	POS	NO	NAME	IDEAL	BEST	DIFF
1	16	BIRCHALL / BIRCHALL	52.663	16	BIRCHALL / BIRCHALL	39.008	1	16	BIRCHALL / BIRCHALL	1:31.671	1:31.991	0.320
2	52	PHILP / BRYANT	53.460	6	ELLIS / CLEMENT	39.468	2	6	ELLIS / CLEMENT	1:33.303	1:33.311	0.008
3	95	BLACKSTOCK / ROSNEY	53.728	52	PHILP / BRYANT	39.850	3	52	PHILP / BRYANT	1:33.310	1:33.349	0.039
4	6	ELLIS / CLEMENT	53.835	95	BLACKSTOCK / ROSNEY	39.927	4	95	BLACKSTOCK / ROSNEY	1:33.655	1:33.655	0.000
5	5	BIGGS / SCHMITZ	54.398	5	BIGGS / SCHMITZ	40.113	5	5	BIGGS / SCHMITZ	1:34.511	1:34.511	0.000
6	60	HOLLAND / CHRISTIE	54.903	2	J. HOLDEN / PITT	40.415	6	60	HOLLAND / CHRISTIE	1:35.486	1:35.654	0.168
7	2	J. HOLDEN / PITT	55.313	60	HOLLAND / CHRISTIE	40.583	7	2	J. HOLDEN / PITT	1:35.728	1:35.957	0.229
8	70	ARCHER / HYDE	56.788	93	G. HOLDEN / LAWRENCE	41.008	8	93	G. HOLDEN / LAWRENCE	1:37.852	1:37.925	0.073
9	93	G. HOLDEN / LAWRENCE	56.844	70	ARCHER / HYDE	41.641	9	70	ARCHER / HYDE	1:38.429	1:39.008	0.579
10	4	PEACH / EDWARDS	57.152	111	CABLE / WATSON	41.880	10	19	ROBINSON / FAIRHURST	1:39.196	1:39.632	0.436
11	19	ROBINSON / FAIRHURST	57.250	19	ROBINSON / FAIRHURST	41.946	11	4	PEACH / EDWARDS	1:39.248	1:39.274	0.026
12	111	CABLE / WATSON	57.599	4	PEACH / EDWARDS	42.096	12	111	CABLE / WATSON	1:39.479	1:39.479	0.000
13	17	CLARKE / ENSOR	59.444	17	CLARKE / ENSOR	42.534	13	17	CLARKE / ENSOR	1:41.978	1:41.978	0.000

Weather / Track : Sunny / Dry

Results can be found at [www.tsl-timing.com](http://www.tsl-timing.com)

Cadwell Park  
 Circuit Length = 2.1800 miles  
 Start: 13:19 Flag 13:36 End: 13:38

Printed - 13:39 Saturday, 07 August 2021



**International Sidecar Revival Meeting 2021**  
**Molson Group British Sidecar Championship**  
**QUALIFYING - STATISTICS**

**Competitors Started** 13  
**Planned Start** 2021-08-07 @ 13:10:00.000  
**Actual Start** 2021-08-07 @ 13:19:52.806  
**Finish Time** 2021-08-07 @ 13:36:53.817  
**Track Length** 2.1800mi.  
**Total Laps** 90  
**Total Distance Covered** 196.2016mi.

**Session Fastest Lap History**

NO	NAME	LAP TIME	TIME OF DAY	LAP	VEHICLE
6	ELLIS / CLEMENT	1:38.067	13:21:59.942	1	LCR Honda
6	ELLIS / CLEMENT	1:34.234	13:23:34.176	2	LCR Honda
52	PHILP / BRYANT	1:34.100	13:23:36.238	2	LCR Yamaha
95	BLACKSTOCK / ROSNEY	1:33.948	13:24:39.728	2	LCR Yamaha
16	BIRCHALL / BIRCHALL	1:33.812	13:24:52.930	2	LCR Yamaha
6	ELLIS / CLEMENT	1:33.311	13:25:07.488	3	LCR Honda
16	BIRCHALL / BIRCHALL	1:32.239	13:26:25.167	3	LCR Yamaha
16	BIRCHALL / BIRCHALL	1:31.991	13:27:57.160	4	LCR Yamaha

**Flag History**

TYPE	TIME OF DAY
GREEN	13:19:52.806
FINISH	13:36:53.817

**Flag Statistics**

TYPE	COUNT	TOTAL LAPS	TOTAL TIME
Green	1	9	18:49.273
Red	0	0	0.000
Safety Car	0	0	0.000
FCY	0	0	0.000

Weather / Track : Sunny / Dry

Results can be found at [www.tsl-timing.com](http://www.tsl-timing.com)

Cadwell Park  
Circuit Length = 2.1800 miles  
Start: 13:19 Flag 13:36 End: 13:38

Printed - 13:39 Saturday, 07 August 2021

**International Sidecar Revival Meeting 2021**  
**Molson Group British Sidecar Championship**  
**RACE 8 - GRID (12 Laps)**



ROW 7	13	1:41.978	17	CLARKE / ENSOR						
ROW 6			11	1:39.479	111	CABLE / WATSON	12	1:39.632	19	ROBINSON / FAIRHURST
ROW 5	9	1:39.008	70	ARCHER / HYDE	10	1:39.274	4	PEACH / EDWARDS		
ROW 4			7	1:35.957	2	J. HOLDEN / PITT	8	1:37.925	93	G. HOLDEN / LAWRENCE
ROW 3	5	1:34.511	5	BIGGS / SCHMITZ	6	1:35.654	60	HOLLAND / CHRISTIE		
ROW 2			3	1:33.349	52	PHILP / BRYANT	4	1:33.655	95	BLACKSTOCK / ROSNEY
ROW 1	1	1:31.991	16	BIRCHALL / BIRCHALL	2	1:33.311	6	ELLIS / CLEMENT		
<b>Pole</b>										

These results are provisional until the conclusion of any judicial and technical matters.

Cadwell Park  
 Circuit Length = 2.1800 miles

Clerk Of Course :	Stewards :	Timekeeper : Craig Smith
-------------------	------------	--------------------------

Results can be found at [www.tsl-timing.com](http://www.tsl-timing.com)

Printed - 13:40 Saturday, 07 August 2021



**International Sidecar Revival Meeting 2021**  
**Molson Group British Sidecar Championship**  
**RACE 8 - CLASSIFICATION**



POS	NO	NAME	ENTRY	LAPS	TIME	GAP	DIFF	MPH	BEST	ON
1	16	BIRCHALL / BIRCHALL	LCR Yamaha - Haith	12	18:41.055			84.00	1:32.433	6
2	6	ELLIS / CLEMENT	LCR Honda - Santander Salt	12	18:46.179	5.124	5.124	83.62	1:32.636	3
3	95	BLACKSTOCK / ROSNEY	LCR Yamaha - DHR/Express Tyre Services	12	18:59.209	18.154	13.030	82.66	1:33.585	2
4	52	PHILP / BRYANT	LCR Yamaha - Roberts Constructions/Tops Autos	12	18:59.580	18.525	0.371	82.64	1:33.630	5
5	5	BIGGS / SCHMITZ	LCR Yamaha - Express Tyre Service/Santander Salt	12	19:19.511	38.456	19.931	81.22	1:35.521	6
6	60	HOLLAND / CHRISTIE	LCR Kawasaki - Team JH Racing	12	19:26.864	45.809	7.353	80.70	1:35.854	4
7	2	J. HOLDEN / PITT	Adolf RS Yamaha - SBR	12	19:28.385	47.330	1.521	80.60	1:36.019	4
8	93	G. HOLDEN / LAWRENCE	LCR Suzuki - Holden racing	12	19:55.051	1:13.996	26.666	78.80	1:37.154	2
9	4	PEACH / EDWARDS	LCR Yamaha - Life Safety Motorsport	12	20:01.288	1:20.233	6.237	78.39	1:38.761	7
10	111	CABLE / WATSON	LCR Yamaha - Cable Racing/L&W Contractors	12	20:01.378	1:20.323	0.090	78.39	1:38.402	3
11	70	ARCHER / HYDE	Adolf RS Yamaha - Hannafin Contractors	12	20:02.007	1:20.952	0.629	78.34	1:38.521	9
12	19	ROBINSON / FAIRHURST	LCR Yamaha - 24/seven courier service	12	20:02.737	1:21.682	0.730	78.30	1:38.221	10
13	17	CLARKE / ENSOR	LCR Honda - City Lifting .CYB fibreglass	11	19:33.013	1 Lap	1 Lap	73.59	1:41.999	4

**FASTEST LAP**

16	BIRCHALL / BIRCHALL	LCR Yamaha - Haith	6	1:32.433	84.90 mph	136.64 kph
----	---------------------	--------------------	---	----------	-----------	------------

92.5% of Race Speed = 77.70 mph

Weather / Track : Sunny / Dry

These results are provisional until the conclusion of any judicial and technical matters.

Cadwell Park: 2.1800 miles  
 Race Distance: 12 Laps / 26.16 miles  
 Start: 15:26 Flag 15:44 End: 15:46

Clerk Of Course :	Stewards :	Timekeeper : Craig Smith
-------------------	------------	--------------------------

Results can be found at [www.tsl-timing.com](http://www.tsl-timing.com)

Printed - 15:49 Saturday, 07 August 2021



# International Sidecar Revival Meeting 2021

## Molson Group British Sidecar Championship

### RACE 8 - LAP CHART

#### LAP 1 @ 15:27:51.386

NO	BEHIND	LAP TIME
16		1:38.289
6	0.373	1:38.662
95	1.341	1:39.630
52	2.731	1:41.020
5	5.071	1:43.360
60	5.300	1:43.589
2	5.682	1:43.971
93	6.232	1:44.521
70	7.754	1:46.043
4	9.207	1:47.496
111	10.466	1:48.755
19	11.277	1:49.566
17	12.676	1:50.965

#### LAP 2 @ 15:29:23.901

NO	BEHIND	LAP TIME
16		1:32.515
6	0.550	1:32.692
95	2.411	1:33.585
52	4.502	1:34.286
5	8.364	1:35.808
60	8.753	1:35.968
2	9.340	1:36.173
93	10.871	1:37.154
70	14.673	1:39.434
4	15.996	1:39.304
111	17.505	1:39.554
19	18.312	1:39.550
17	33.626	1:53.465

#### LAP 3 @ 15:30:56.693

NO	BEHIND	LAP TIME
16		1:32.792
6	0.394	1:32.636
95	3.247	1:33.628
52	6.559	1:34.849
5	11.845	1:36.273
60	12.074	1:36.113
2	13.210	1:36.662
93	15.891	1:37.812
70	21.222	1:39.341
4	22.479	1:39.275
111	23.115	1:38.402
19	24.728	1:39.208
17	43.268	1:42.434

#### LAP 4 @ 15:32:29.264

NO	BEHIND	LAP TIME
16		1:32.571
6	0.892	1:33.069
95	5.091	1:34.415
52	8.276	1:34.288
5	14.926	1:35.652
60	15.357	1:35.854
2	16.658	1:36.019
93	21.365	1:38.045
70	29.189	1:40.538
4	29.749	1:39.841
111	29.893	1:39.349
19	31.233	1:39.076

17 52.696 1:41.999

#### LAP 5 @ 15:34:01.718

NO	BEHIND	LAP TIME
16		1:32.454
6	1.410	1:32.972
95	6.848	1:34.211
52	9.452	1:33.630
5	18.332	1:35.860
60	19.993	1:37.090
2	21.048	1:36.844
93	27.929	1:39.018
70	36.806	1:40.071
111	37.017	1:39.578
4	37.683	1:40.388
19	38.540	1:39.761
17	1:07.586	1:47.344

#### LAP 6 @ 15:35:34.151

NO	BEHIND	LAP TIME
16		1:32.433
6	2.054	1:33.077
95	9.331	1:34.916
52	10.912	1:33.893
5	21.420	1:35.521
60	23.916	1:36.356
2	24.799	1:36.184
93	34.389	1:38.893
70	43.699	1:39.326
4	44.115	1:38.865
111	44.324	1:39.740
19	45.000	1:38.893
17	1:18.597	1:43.444

#### LAP 7 @ 15:37:06.932

NO	BEHIND	LAP TIME
16		1:32.781
6	2.120	1:32.847
95	10.875	1:34.325
52	12.223	1:34.092
5	24.738	1:36.099
60	27.650	1:36.515
2	28.518	1:36.500
93	40.886	1:39.278
4	50.095	1:38.761
70	51.308	1:40.390
111	51.765	1:40.222
19	52.313	1:40.094
17	1:29.123	1:43.307

#### LAP 8 @ 15:38:39.444

NO	BEHIND	LAP TIME
16		1:32.512
6	3.319	1:33.711
95	12.830	1:34.467
52	14.107	1:34.396
5	28.003	1:35.777
60	32.512	1:37.374
2	33.064	1:37.058
93	47.716	1:39.342
4	56.683	1:39.100
70	58.002	1:39.206

111 58.697 1:39.444  
19 59.274 1:39.473

#### LAP 9 @ 15:40:12.898

NO	BEHIND	LAP TIME
16		1:33.454
6	3.800	1:33.935
17	1 Lap	1:47.000
95	14.050	1:34.674
52	14.888	1:34.235
5	30.608	1:36.059
60	36.176	1:37.118
2	36.509	1:36.899
93	54.407	1:40.145
4	1:02.013	1:38.784
70	1:03.069	1:38.521
111	1:04.123	1:38.880
19	1:04.860	1:39.040

#### LAP 10 @ 15:41:46.348

NO	BEHIND	LAP TIME
16		1:33.450
6	4.054	1:33.704
95	15.251	1:34.651
52	16.702	1:35.264
17	1 Lap	1:48.922
5	32.932	1:35.774
60	39.467	1:36.741
2	40.151	1:37.092
93	1:01.079	1:40.122
4	1:08.070	1:39.507
70	1:08.910	1:39.291
111	1:09.078	1:38.405
19	1:09.631	1:38.221

#### LAP 11 @ 15:43:19.722

NO	BEHIND	LAP TIME
16		1:33.374
6	5.037	1:34.357
95	17.243	1:35.366
52	18.154	1:34.826
5	35.990	1:36.432
17	1 Lap	1:48.282
60	42.826	1:36.733
2	43.272	1:36.495
93	1:08.329	1:40.624
4	1:14.877	1:40.181
111	1:15.335	1:39.631
70	1:16.449	1:40.913
19	1:16.886	1:40.629

#### LAP 12 @ 15:44:54.152

NO	BEHIND	LAP TIME
16		1:34.430
6	5.124	1:34.517
95	18.154	1:35.341
52	18.525	1:34.801
5	38.456	1:36.896
60	45.809	1:37.413
2	47.330	1:38.488
17	1 Lap	1:45.851
93	1:13.996	1:40.097

4 1:20.233 1:39.786  
111 1:20.323 1:39.418  
70 1:20.952 1:38.933  
19 1:21.682 1:39.226

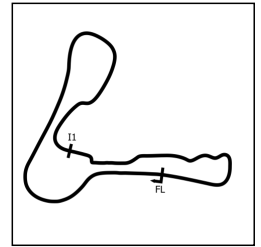
Weather / Track : Sunny / Dry

Results can be found at [www.tsl-timing.com](http://www.tsl-timing.com)

Cadwell Park  
Circuit Length = 2.1800 miles  
Start: 15:26 Flag 15:44 End: 15:46

Printed - 15:49 Saturday, 07 August 2021

**International Sidecar Revival Meeting 2021**  
**Molson Group British Sidecar Championship**  
**RACE 8 - SECTOR ANALYSIS**



SECTOR 1 = FL to I1, SECTOR 2 = I1 to FL, DIFF = Difference To Personal Best Lap, P = Crossed Finish Line in Pit Lane, D = Time Disallowed

<b>P1 16</b>		<b>BIRCHALL / BIRCHALL</b>		LCR Yamaha - Haith			
IDEAL LAP TIME : 1:32.057		BEST LAP TIME : 1:32.433		DIFFERENCE : 0.376			
LAP	SECTOR 1	SECTOR 2	LAP TIME	MPH	DIFF	TIME OF DAY	
1 -		39.664	1:38.289	79.84	5.856	15:27:51.386	
2 -	52.939	39.576	1:32.515	84.83	0.082	15:29:23.901	
3 -	53.193	39.599	1:32.792	84.57	0.359	15:30:56.693	
4 -	53.285	<b>39.286</b>	1:32.571	84.77	0.138	15:32:29.264	
5 -	53.031	39.423	1:32.454 (2)	84.88	0.021	15:34:01.718	
6 -	<b>52.771</b>	39.662	<b>1:32.433 (1)</b>	<b>84.90</b>		<b>15:35:34.151</b>	
7 -	53.204	39.577	1:32.781	84.58	0.348	15:37:06.932	
8 -	52.993	39.519	1:32.512 (3)	84.83	0.079	15:38:39.444	
9 -	53.528	39.926	1:33.454	83.97	1.021	15:40:12.898	
10 -	53.550	39.900	1:33.450	83.98	1.017	15:41:46.348	
11 -	53.494	39.880	1:33.374	84.04	0.941	15:43:19.722	
12 -	53.766	40.664	1:34.430	83.10	1.997	15:44:54.152	

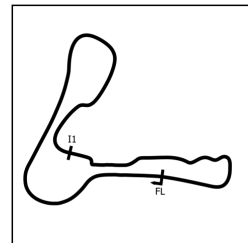
<b>P2 6</b>		<b>ELLIS / CLEMENT</b>		LCR Honda - Santander Salt			
IDEAL LAP TIME : 1:32.553		BEST LAP TIME : 1:32.636		DIFFERENCE : 0.083			
LAP	SECTOR 1	SECTOR 2	LAP TIME	MPH	DIFF	TIME OF DAY	
1 -		39.664	1:38.662	79.54	6.026	15:27:51.759	
2 -	53.351	39.341	1:32.692 (2)	84.66	0.056	15:29:24.451	
3 -	<b>53.251</b>	39.385	<b>1:32.636 (1)</b>	<b>84.71</b>		<b>15:30:57.087</b>	
4 -	53.460	39.609	1:33.069	84.32	0.433	15:32:30.156	
5 -	53.670	<b>39.302</b>	1:32.972	84.41	0.336	15:34:03.128	
6 -	53.430	39.647	1:33.077	84.31	0.441	15:35:36.205	
7 -	53.354	39.493	1:32.847 (3)	84.52	0.211	15:37:09.052	
8 -	53.566	40.145	1:33.711	83.74	1.075	15:38:42.763	
9 -	54.130	39.805	1:33.935	83.54	1.299	15:40:16.698	
10 -	53.777	39.927	1:33.704	83.75	1.068	15:41:50.402	
11 -	53.727	40.630	1:34.357	83.17	1.721	15:43:24.759	
12 -	54.056	40.461	1:34.517	83.03	1.881	15:44:59.276	

<b>P3 95</b>		<b>BLACKSTOCK / ROSNEY</b>		LCR Yamaha - DHR/Express Tyre Services			
IDEAL LAP TIME : 1:33.455		BEST LAP TIME : 1:33.585		DIFFERENCE : 0.130			
LAP	SECTOR 1	SECTOR 2	LAP TIME	MPH	DIFF	TIME OF DAY	
1 -		39.927	1:39.630	78.77	6.045	15:27:52.727	
2 -	<b>53.749</b>	39.836	<b>1:33.585 (1)</b>	<b>83.86</b>		<b>15:29:26.312</b>	
3 -	53.922	<b>39.706</b>	1:33.628 (2)	83.82	0.043	15:30:59.940	
4 -	54.222	40.193	1:34.415	83.12	0.830	15:32:34.355	
5 -	54.272	39.939	1:34.211 (3)	83.30	0.626	15:34:08.566	
6 -	54.567	40.349	1:34.916	82.68	1.331	15:35:43.482	
7 -	54.200	40.125	1:34.325	83.20	0.740	15:37:17.807	
8 -	54.219	40.248	1:34.467	83.07	0.882	15:38:52.274	
9 -	54.514	40.160	1:34.674	82.89	1.089	15:40:26.948	
10 -	54.270	40.381	1:34.651	82.91	1.066	15:42:01.599	
11 -	54.496	40.870	1:35.366	82.29	1.781	15:43:36.965	
12 -	54.357	40.984	1:35.341	82.31	1.756	15:45:12.306	

Weather / Track : Sunny / Dry

Cadwell Park  
 Circuit Length = 2.1800 miles  
 Start: 15:26 Flag 15:44 End: 15:46

**International Sidecar Revival Meeting 2021**  
**Molson Group British Sidecar Championship**  
**RACE 8 - SECTOR ANALYSIS**



SECTOR 1 = FL to I1, SECTOR 2 = I1 to FL, DIFF = Difference To Personal Best Lap, P = Crossed Finish Line in Pit Lane, D = Time Disallowed

<b>P4 52</b>		<b>PHILP / BRYANT</b>		LCR Yamaha - Roberts Constructions/Tops Autos			
IDEAL LAP TIME : 1:33.440		BEST LAP TIME : 1:33.630		DIFFERENCE : 0.190			
LAP	SECTOR 1	SECTOR 2	LAP TIME	MPH	DIFF	TIME OF DAY	
1 -		40.491	1:41.020	77.68	7.390	15:27:54.117	
2 -	54.267	40.019	1:34.286	83.23	0.656	15:29:28.403	
3 -	54.138	40.711	1:34.849	82.74	1.219	15:31:03.252	
4 -	54.277	40.011	1:34.288	83.23	0.658	15:32:37.540	
5 -	53.921	<b>39.709</b>	<b>1:33.630 (1)</b>	<b>83.82</b>		<b>15:34:11.170</b>	
6 -	<b>53.731</b>	40.162	1:33.893 (2)	83.58	0.263	15:35:45.063	
7 -	54.118	39.974	1:34.092 (3)	83.40	0.462	15:37:19.155	
8 -	54.281	40.115	1:34.396	83.13	0.766	15:38:53.551	
9 -	53.916	40.319	1:34.235	83.28	0.605	15:40:27.786	
10 -	54.306	40.958	1:35.264	82.38	1.634	15:42:03.050	
11 -	54.453	40.373	1:34.826	82.76	1.196	15:43:37.876	
12 -	54.310	40.491	1:34.801	82.78	1.171	15:45:12.677	

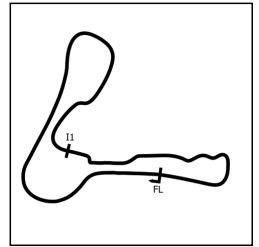
<b>P5 5</b>		<b>BIGGS / SCHMITZ</b>		LCR Yamaha - Express Tyre Service/Santander Salt			
IDEAL LAP TIME : 1:35.453		BEST LAP TIME : 1:35.521		DIFFERENCE : 0.068			
LAP	SECTOR 1	SECTOR 2	LAP TIME	MPH	DIFF	TIME OF DAY	
1 -		41.306	1:43.360	75.92	7.839	15:27:56.457	
2 -	55.189	40.619	1:35.808	81.91	0.287	15:29:32.265	
3 -	55.452	40.821	1:36.273	81.51	0.752	15:31:08.538	
4 -	55.117	<b>40.535</b>	1:35.652 (2)	82.04	0.131	15:32:44.190	
5 -	55.083	40.777	1:35.860	81.87	0.339	15:34:20.050	
6 -	<b>54.918</b>	40.603	<b>1:35.521 (1)</b>	<b>82.16</b>		<b>15:35:55.571</b>	
7 -	55.083	41.016	1:36.099	81.66	0.578	15:37:31.670	
8 -	55.202	40.575	1:35.777	81.94	0.256	15:39:07.447	
9 -	55.315	40.744	1:36.059	81.70	0.538	15:40:43.506	
10 -	54.988	40.786	1:35.774 (3)	81.94	0.253	15:42:19.280	
11 -	55.455	40.977	1:36.432	81.38	0.911	15:43:55.712	
12 -	55.745	41.151	1:36.896	80.99	1.375	15:45:32.608	

<b>P6 60</b>		<b>HOLLAND / CHRISTIE</b>		LCR Kawasaki - Team JH Racing			
IDEAL LAP TIME : 1:35.692		BEST LAP TIME : 1:35.854		DIFFERENCE : 0.162			
LAP	SECTOR 1	SECTOR 2	LAP TIME	MPH	DIFF	TIME OF DAY	
1 -		41.177	1:43.589	75.76	7.735	15:27:56.686	
2 -	55.449	<b>40.519</b>	1:35.968 (2)	81.77	0.114	15:29:32.654	
3 -	55.523	40.590	1:36.113 (3)	81.65	0.259	15:31:08.767	
4 -	55.317	40.537	<b>1:35.854 (1)</b>	<b>81.87</b>		<b>15:32:44.621</b>	
5 -	56.040	41.050	1:37.090	80.83	1.236	15:34:21.711	
6 -	<b>55.173</b>	41.183	1:36.356	81.44	0.502	15:35:58.067	
7 -	55.498	41.017	1:36.515	81.31	0.661	15:37:34.582	
8 -	55.745	41.629	1:37.374	80.59	1.520	15:39:11.956	
9 -	55.689	41.429	1:37.118	80.80	1.264	15:40:49.074	
10 -	55.768	40.973	1:36.741	81.12	0.887	15:42:25.815	
11 -	55.354	41.379	1:36.733	81.13	0.879	15:44:02.548	
12 -	55.793	41.620	1:37.413	80.56	1.559	15:45:39.961	

Weather / Track : Sunny / Dry

Cadwell Park  
 Circuit Length = 2.1800 miles  
 Start: 15:26 Flag 15:44 End: 15:46

**International Sidecar Revival Meeting 2021**  
**Molson Group British Sidecar Championship**  
**RACE 8 - SECTOR ANALYSIS**



SECTOR 1 = FL to I1, SECTOR 2 = I1 to FL, DIFF = Difference To Personal Best Lap, P = Crossed Finish Line in Pit Lane, D = Time Disallowed

<b>P7</b>		<b>2</b>		<b>J. HOLDEN / PITT</b>		Adolf RS Yamaha - SBR	
IDEAL LAP TIME : 1:35.955		BEST LAP TIME : 1:36.019		DIFFERENCE : 0.064			
LAP	SECTOR 1	SECTOR 2	LAP TIME	MPH	DIFF	TIME OF DAY	
1 -		41.192	1:43.971	75.48	7.952	15:27:57.068	
2 -	55.512	40.661	1:36.173 (2)	81.60	0.154	15:29:33.241	
3 -	55.442	41.220	1:36.662	81.19	0.643	15:31:09.903	
<b>4 -</b>	<b>55.426</b>	40.593	<b>1:36.019 (1)</b>	<b>81.73</b>		<b>15:32:45.922</b>	
5 -	56.083	40.761	1:36.844	81.03	0.825	15:34:22.766	
6 -	55.655	<b>40.529</b>	1:36.184 (3)	81.59	0.165	15:35:58.950	
7 -	55.743	40.757	1:36.500	81.32	0.481	15:37:35.450	
8 -	55.808	41.250	1:37.058	80.85	1.039	15:39:12.508	
9 -	55.796	41.103	1:36.899	80.99	0.880	15:40:49.407	
10 -	56.201	40.891	1:37.092	80.83	1.073	15:42:26.499	
11 -	55.643	40.852	1:36.495	81.33	0.476	15:44:02.994	
12 -	57.179	41.309	1:38.488	79.68	2.469	15:45:41.482	

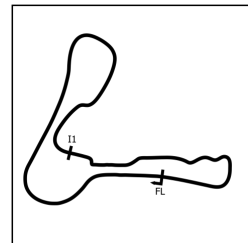
<b>P8</b>		<b>93</b>		<b>G. HOLDEN / LAWRENCE</b>		LCR Suzuki - Holden racing	
IDEAL LAP TIME : 1:37.154		BEST LAP TIME : 1:37.154		DIFFERENCE : 0.000			
LAP	SECTOR 1	SECTOR 2	LAP TIME	MPH	DIFF	TIME OF DAY	
1 -		41.073	1:44.521	75.08	7.367	15:27:57.618	
<b>2 -</b>	<b>56.289</b>	<b>40.865</b>	<b>1:37.154 (1)</b>	<b>80.77</b>		<b>15:29:34.772</b>	
3 -	56.648	41.164	1:37.812 (2)	80.23	0.658	15:31:12.584	
4 -	56.983	41.062	1:38.045 (3)	80.04	0.891	15:32:50.629	
5 -	57.168	41.850	1:39.018	79.25	1.864	15:34:29.647	
6 -	57.377	41.516	1:38.893	79.35	1.739	15:36:08.540	
7 -	57.743	41.535	1:39.278	79.05	2.124	15:37:47.818	
8 -	57.817	41.525	1:39.342	79.00	2.188	15:39:27.160	
9 -	58.199	41.946	1:40.145	78.36	2.991	15:41:07.305	
10 -	58.005	42.117	1:40.122	78.38	2.968	15:42:47.427	
11 -	58.012	42.612	1:40.624	77.99	3.470	15:44:28.051	
12 -	58.126	41.971	1:40.097	78.40	2.943	15:46:08.148	

<b>P9</b>		<b>4</b>		<b>PEACH / EDWARDS</b>		LCR Yamaha - Life Safety Motorsport	
IDEAL LAP TIME : 1:38.516		BEST LAP TIME : 1:38.761		DIFFERENCE : 0.245			
LAP	SECTOR 1	SECTOR 2	LAP TIME	MPH	DIFF	TIME OF DAY	
1 -		42.110	1:47.496	73.00	8.735	15:28:00.593	
2 -	57.197	42.107	1:39.304	79.03	0.543	15:29:39.897	
3 -	56.904	42.371	1:39.275	79.05	0.514	15:31:19.172	
4 -	56.923	42.918	1:39.841	78.60	1.080	15:32:59.013	
5 -	58.173	42.215	1:40.388	78.17	1.627	15:34:39.401	
6 -	56.827	42.038	1:38.865 (3)	79.38	0.104	15:36:18.266	
<b>7 -</b>	<b>56.637</b>	42.124	<b>1:38.761 (1)</b>	<b>79.46</b>		<b>15:37:57.027</b>	
8 -	57.221	<b>41.879</b>	1:39.100	79.19	0.339	15:39:36.127	
9 -	56.873	41.911	1:38.784 (2)	79.44	0.023	15:41:14.911	
10 -	57.270	42.237	1:39.507	78.86	0.746	15:42:54.418	
11 -	56.900	43.281	1:40.181	78.33	1.420	15:44:34.599	
12 -	57.067	42.719	1:39.786	78.64	1.025	15:46:14.385	

Weather / Track : Sunny / Dry

Cadwell Park  
 Circuit Length = 2.1800 miles  
 Start: 15:26 Flag 15:44 End: 15:46

**International Sidecar Revival Meeting 2021**  
**Molson Group British Sidecar Championship**  
**RACE 8 - SECTOR ANALYSIS**



SECTOR 1 = FL to I1, SECTOR 2 = I1 to FL, DIFF = Difference To Personal Best Lap, P = Crossed Finish Line in Pit Lane, D = Time Disallowed

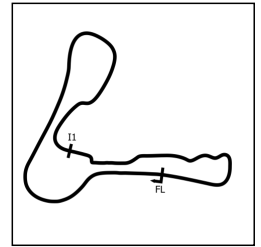
<b>P10 111</b>		<b>CABLE / WATSON</b>		LCR Yamaha - Cable Racing/L&W Contractors			
IDEAL LAP TIME : 1:38.354		BEST LAP TIME : 1:38.402		DIFFERENCE : 0.048			
LAP	SECTOR 1	SECTOR 2	LAP TIME	MPH	DIFF	TIME OF DAY	
1 -		42.338	1:48.755	72.16	10.353	15:28:01.852	
2 -	57.590	41.964	1:39.554	78.83	1.152	15:29:41.406	
<b>3 -</b>	<b>56.811</b>	41.591	<b>1:38.402 (1)</b>	<b>79.75</b>		<b>15:31:19.808</b>	
4 -	57.002	42.347	1:39.349	78.99	0.947	15:32:59.157	
5 -	57.484	42.094	1:39.578	78.81	1.176	15:34:38.735	
6 -	58.046	41.694	1:39.740	78.68	1.338	15:36:18.475	
7 -	58.385	41.837	1:40.222	78.30	1.820	15:37:58.697	
8 -	57.647	41.797	1:39.444	78.91	1.042	15:39:38.141	
9 -	57.318	<b>41.562</b>	1:38.880 (3)	79.36	0.478	15:41:17.021	
10 -	<b>56.792</b>	41.613	1:38.405 (2)	79.75	0.003	15:42:55.426	
11 -	57.423	42.208	1:39.631	78.77	1.229	15:44:35.057	
12 -	57.084	42.334	1:39.418	78.94	1.016	15:46:14.475	

<b>P11 70</b>		<b>ARCHER / HYDE</b>		Adolf RS Yamaha - Hannafin Contractors			
IDEAL LAP TIME : 1:38.451		BEST LAP TIME : 1:38.521		DIFFERENCE : 0.070			
LAP	SECTOR 1	SECTOR 2	LAP TIME	MPH	DIFF	TIME OF DAY	
1 -		<b>41.808</b>	1:46.043	74.00	7.522	15:27:59.140	
2 -	57.140	42.294	1:39.434	78.92	0.913	15:29:38.574	
3 -	57.413	41.928	1:39.341	79.00	0.820	15:31:17.915	
4 -	57.609	42.929	1:40.538	78.06	2.017	15:32:58.453	
5 -	57.539	42.532	1:40.071	78.42	1.550	15:34:38.524	
6 -	56.906	42.420	1:39.326	79.01	0.805	15:36:17.850	
7 -	58.358	42.032	1:40.390	78.17	1.869	15:37:58.240	
8 -	57.177	42.029	1:39.206 (3)	79.10	0.685	15:39:37.446	
<b>9 -</b>	<b>56.643</b>	41.878	<b>1:38.521 (1)</b>	<b>79.65</b>		<b>15:41:15.967</b>	
10 -	56.817	42.474	1:39.291	79.04	0.770	15:42:55.258	
11 -	58.001	42.912	1:40.913	77.77	2.392	15:44:36.171	
12 -	56.971	41.962	1:38.933 (2)	79.32	0.412	15:46:15.104	

<b>P12 19</b>		<b>ROBINSON / FAIRHURST</b>		LCR Yamaha - 24/seven courier service			
IDEAL LAP TIME : 1:38.221		BEST LAP TIME : 1:38.221		DIFFERENCE : 0.000			
LAP	SECTOR 1	SECTOR 2	LAP TIME	MPH	DIFF	TIME OF DAY	
1 -		42.678	1:49.566	71.62	11.345	15:28:02.663	
2 -	57.287	42.263	1:39.550	78.83	1.329	15:29:42.213	
3 -	57.196	42.012	1:39.208	79.10	0.987	15:31:21.421	
4 -	56.920	42.156	1:39.076	79.21	0.855	15:33:00.497	
5 -	57.169	42.592	1:39.761	78.66	1.540	15:34:40.258	
6 -	56.916	41.977	1:38.893 (2)	79.35	0.672	15:36:19.151	
7 -	58.073	42.021	1:40.094	78.40	1.873	15:37:59.245	
8 -	57.441	42.032	1:39.473	78.89	1.252	15:39:38.718	
9 -	57.084	41.956	1:39.040 (3)	79.24	0.819	15:41:17.758	
<b>10 -</b>	<b>56.434</b>	<b>41.787</b>	<b>1:38.221 (1)</b>	<b>79.90</b>		<b>15:42:55.979</b>	
11 -	57.822	42.807	1:40.629	77.99	2.408	15:44:36.608	
12 -	57.050	42.176	1:39.226	79.09	1.005	15:46:15.834	



**International Sidecar Revival Meeting 2021**  
**Molson Group British Sidecar Championship**  
**RACE 8 - SECTOR ANALYSIS**



SECTOR 1 = FL to I1, SECTOR 2 = I1 to FL, DIFF = Difference To Personal Best Lap, P = Crossed Finish Line in Pit Lane, D = Time Disallowed

<b>P13 17</b>		<b>CLARKE / ENSOR</b>		LCR Honda - City Lifting .CYB fibreglass		
IDEAL LAP TIME : 1:41.999		BEST LAP TIME : 1:41.999		DIFFERENCE : 0.000		
LAP	SECTOR 1	SECTOR 2	LAP TIME	MPH	DIFF	TIME OF DAY
1 -		43.733	1:50.965	70.72	8.966	15:28:04.062
2 -	1:10.334	43.131	1:53.465	69.16	11.466	15:29:57.527
3 -	59.030	43.404	1:42.434 (2)	76.61	0.435	15:31:39.961
<b>4 -</b>	<b>58.960</b>	<b>43.039</b>	<b>1:41.999 (1)</b>	<b>76.94</b>		<b>15:33:21.960</b>
5 -	1:01.719	45.625	1:47.344	73.11	5.345	15:35:09.304
6 -	1:00.155	43.289	1:43.444	75.86	1.445	15:36:52.748
7 -	59.859	43.448	1:43.307 (3)	75.96	1.308	15:38:36.055
8 -	1:02.294	44.706	1:47.000	73.34	5.001	15:40:23.055
9 -	1:03.928	44.994	1:48.922	72.05	6.923	15:42:11.977
10 -	1:01.593	46.689	1:48.282	72.47	6.283	15:44:00.259
11 -	1:00.947	44.904	1:45.851	74.14	3.852	15:45:46.110

Weather / Track : Sunny / Dry

Results can be found at [www.tsl-timing.com](http://www.tsl-timing.com)

Page 5 of 5

Cadwell Park  
 Circuit Length = 2.1800 miles  
 Start: 15:26 Flag 15:44 End: 15:46

Printed - 15:49 Saturday, 07 August 2021

**International Sidecar Revival Meeting 2021**  
**Molson Group British Sidecar Championship**  
**RACE 8 - BEST SECTORS**

SECTOR 1			SECTOR 2			IDEAL / BEST COMPARISON						
POS	NO	NAME	TIME	NO	NAME	TIME	POS	NO	NAME	IDEAL	BEST	DIFF
									<b>PERFECT LAP</b>	<b>1:32.057</b>		
1	16	BIRCHALL / BIRCHALL	52.771	16	BIRCHALL / BIRCHALL	39.286	1	16	BIRCHALL / BIRCHALL	1:32.057	1:32.433	0.376
2	6	ELLIS / CLEMENT	53.251	6	ELLIS / CLEMENT	39.302	2	6	ELLIS / CLEMENT	1:32.553	1:32.636	0.083
3	52	PHILP / BRYANT	53.731	95	BLACKSTOCK / ROSNEY	39.706	3	52	PHILP / BRYANT	1:33.440	1:33.630	0.190
4	95	BLACKSTOCK / ROSNEY	53.749	52	PHILP / BRYANT	39.709	4	95	BLACKSTOCK / ROSNEY	1:33.455	1:33.585	0.130
5	5	BIGGS / SCHMITZ	54.918	60	HOLLAND / CHRISTIE	40.519	5	5	BIGGS / SCHMITZ	1:35.453	1:35.521	0.068
6	60	HOLLAND / CHRISTIE	55.173	2	J. HOLDEN / PITT	40.529	6	60	HOLLAND / CHRISTIE	1:35.692	1:35.854	0.162
7	2	J. HOLDEN / PITT	55.426	5	BIGGS / SCHMITZ	40.535	7	2	J. HOLDEN / PITT	1:35.955	1:36.019	0.064
8	93	G. HOLDEN / LAWRENCE	56.289	93	G. HOLDEN / LAWRENCE	40.865	8	93	G. HOLDEN / LAWRENCE	1:37.154	1:37.154	0.000
9	19	ROBINSON / FAIRHURST	56.434	111	CABLE / WATSON	41.562	9	19	ROBINSON / FAIRHURST	1:38.221	1:38.221	0.000
10	4	PEACH / EDWARDS	56.637	19	ROBINSON / FAIRHURST	41.787	10	111	CABLE / WATSON	1:38.354	1:38.402	0.048
11	70	ARCHER / HYDE	56.643	70	ARCHER / HYDE	41.808	11	70	ARCHER / HYDE	1:38.451	1:38.521	0.070
12	111	CABLE / WATSON	56.792	4	PEACH / EDWARDS	41.879	12	4	PEACH / EDWARDS	1:38.516	1:38.761	0.245
13	17	CLARKE / ENSOR	58.960	17	CLARKE / ENSOR	43.039	13	17	CLARKE / ENSOR	1:41.999	1:41.999	0.000

Weather / Track : Sunny / Dry

Results can be found at [www.tsl-timing.com](http://www.tsl-timing.com)

Cadwell Park  
 Circuit Length = 2.1800 miles  
 Start: 15:26 Flag 15:44 End: 15:46

Printed - 15:48 Saturday, 07 August 2021

# International Sidecar Revival Meeting 2021

## Molson Group British Sidecar Championship

### RACE 8 - STATISTICS

**Competitors Started** 13  
**Planned Start** 2021-08-07 @ 15:00:00.000  
**Actual Start** 2021-08-07 @ 15:26:13.096  
**Finish Time** 2021-08-07 @ 15:44:54.151  
**Track Length** 2.1800mi.  
**Total Laps** 155  
**Total Distance Covered** 337.9028mi.

#### Session Fastest Lap History

NO	NAME	LAP TIME	TIME OF DAY	LAP	VEHICLE
16	BIRCHALL / BIRCHALL	1:38.289	15:27:51.404	1	LCR Yamaha
16	BIRCHALL / BIRCHALL	1:32.515	15:29:23.919	2	LCR Yamaha
16	BIRCHALL / BIRCHALL	1:32.454	15:34:01.736	5	LCR Yamaha
16	BIRCHALL / BIRCHALL	1:32.433	15:35:34.168	6	LCR Yamaha

#### Session Leader History

NO	NAME	FROM LAP	LAPS LED	DISTANCE	VEHICLE
16	BIRCHALL / BIRCHALL	1	12	26.16 miles	LCR Yamaha

#### Flag History

TYPE	TIME OF DAY
GREEN	15:26:13.096
FINISH	15:44:54.151

#### Flag Statistics

TYPE	COUNT	TOTAL LAPS	TOTAL TIME
Green	1	12	20:10.843
Red	0	0	0.000
Safety Car	0	0	0.000
FCY	0	0	0.000

Weather / Track : Sunny / Dry

Results can be found at [www.tsl-timing.com](http://www.tsl-timing.com)

Cadwell Park  
 Circuit Length = 2.1800 miles  
 Start: 15:26 Flag 15:44 End: 15:46

Printed - 15:49 Saturday, 07 August 2021

2021 Molson Group British Sidecar Championship  
RIDERS POINTS AFTER ROUND 7



		TOTAL	GAP	DIFF	1 25th-27th June	2 Oulton Park International	3 23rd-25th July	4 Brands Hatch GP	5 30th July-1st August	6 Thruxton	7 6th-8th August	8	9 Cadwell Park	10 20th-22nd August	11 Cadwell Park	12 3rd-5th September	13 Snetterton 300	14 1st-3rd October	15 Donington Park GP	16 15th-17th October	17 Brands Hatch GP	Wins	Seconds	Thirds
1	BIRCHALL / BIRCHALL (LCR Honda)	175			25	25	25	25	25	25												7	0	0
2	BLACKSTOCK / ROSNEY (LCR Yamaha)	81	94			20	3	16	16	10	16											0	1	3
3	CHRISTIE / CHRISTIE (LCR Yamaha)	76	99	5	20	16	20	20														0	3	1
4	J.HOLDEN / PITT (Adolf RS Yamaha)	70	105	6	11	13	11		13	13	9											0	0	0
5	PHILP / BRYANT (LCR Yamaha)	69	106	1	16				20	20	13											0	2	1
6	HOLLAND / CHRISTIE (LCR Kawasaki)	69	106	0		8	13	11	11	16	10											0	0	1
7	LAWRIE / SMITHIES (LCR Suzuki)	63	112	6	13	10	16	13		11												0	0	1
8	ARCHER / HYDE (Adolf RS Yamaha)	55	120	8	8	5	10	10	10	7	5											0	0	0
9	PEACH / EDWARDS (LCR Yamaha)	47	128	8	7	9	9	7	8		7											0	0	0
10	BIGGS / SCHMITZ (LCR Yamaha)	41	134	6	10	11				9	11											0	0	0
11	G.HOLDEN / LAWRENCE (LCR Suzuki)	39	136	2	9		7	8	3	4	8											0	0	0
12	BELL / CONNELL (LCR Yamaha)	34	141	5			8	9	9	8												0	0	0
13	CLARKE / ENSOR (LCR Honda)	30	145	4	4	6	5	6	4	2	3											0	0	0
14	ELLIS / CLEMENT (LCR Honda)	20	155	10							20											0	1	0
15	ROBINSON / FAIRHURST (LCR Yamaha)	20	155	0	6				7	3	4											0	0	0
16	GILBERT / THOMAS (Adolf RS Yamaha)	17	158	3			6		6	5												0	0	0
17	CABLE / WATSON (LCR Yamaha)	17	158	0					5	6	6											0	0	0
18	CURRIE / SHARPE (LCR Yamaha)	12	163	5	5	7																0	0	0

**International Sidecar Revival Meeting 2021**  
**Molson Group British Sidecar Championship**  
**RACE 4 - GRID (14 Laps)**



ROW 7	13	1:41.999	17	CLARKE / ENSOR						
ROW 6			11	1:38.521	70	ARCHER / HYDE	12	1:38.761	4	PEACH / EDWARDS
ROW 5	9	1:38.221	19	ROBINSON / FAIRHURST	10	1:38.402	111	CABLE / WATSON		
ROW 4			7	1:36.019	2	J. HOLDEN / PITT	8	1:37.154	93	G. HOLDEN / LAWRENCE
ROW 3	5	1:35.521	5	BIGGS / SCHMITZ	6	1:35.854	60	HOLLAND / CHRISTIE		
ROW 2			3	1:33.585	95	BLACKSTOCK / ROSNEY	4	1:33.630	52	PHILP / BRYANT
ROW 1	1	1:32.433	16	BIRCHALL / BIRCHALL	2	1:32.636	6	ELLIS / CLEMENT		
<b>Pole</b>										

These results are provisional until the conclusion of any judicial and technical matters.

Cadwell Park  
 Circuit Length = 2.1800 miles

Clerk Of Course :	Stewards :	Timekeeper : Craig Smith
-------------------	------------	--------------------------

Results can be found at [www.tsl-timing.com](http://www.tsl-timing.com)

Printed - 15:51 Saturday, 07 August 2021



# International Sidecar Revival Meeting 2021

## Molson Group British Sidecar Championship

### SUNDAY FREE PRACTICE - CLASSIFICATION



POS	NO	NAME	ENTRY	TIME	ON	LAPS	GAP	DIFF	MPH
1	16	BIRCHALL / BIRCHALL	LCR Yamaha - Haith	1:32.301	5	5			85.02
2	95	BLACKSTOCK / ROSNEY	LCR Yamaha - DHR/Express Tyre Services	1:33.684	4	5	1.383	1.383	83.77
3	5	BIGGS / SCHMITZ	LCR Yamaha - Express Tyre Service/Santander Salt	1:36.219	6	6	3.918	2.535	81.56
4	93	G. HOLDEN / LAWRENCE	LCR Suzuki - Holden racing	1:39.575	5	7	7.274	3.356	78.81
5	52	PHILP / BRYANT	LCR Yamaha - Roberts Constructions/Tops Autos	1:41.314	2	2	9.013	1.739	77.46
6	19	ROBINSON / FAIRHURST	LCR Yamaha - 24/seven courier service	1:42.644	3	3	10.343	1.330	76.45
7	70	ARCHER / HYDE	Adolf RS Yamaha - Hannafin Contractors	1:42.653	3	3	10.352	0.009	76.45
8	2	J. HOLDEN / PITT	Adolf RS Yamaha - SBR	1:43.762	2	3	11.461	1.109	75.63
9	60	HOLLAND / CHRISTIE	LCR Kawasaki - Team JH Racing	1:46.386	2	2	14.085	2.624	73.76
10	111	CABLE / WATSON	LCR Yamaha - Cable Racing/L&W Contractors	1:46.565	2	2	14.264	0.179	73.64
11	17	CLARKE / ENSOR	LCR Honda - City Lifting .CYB fibreglass			0			

Weather / Track : Cloudy / Dry

These results are provisional until the conclusion of any judicial and technical matters.

Cadwell Park

Circuit Length = 2.1800 miles

Start: 09:19 Flag 09:31 End: 09:32

Clerk Of Course :

Stewards :

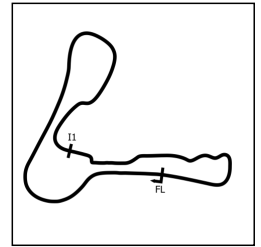
Timekeeper : Craig Smith

Results can be found at [www.tsl-timing.com](http://www.tsl-timing.com)

Printed - 09:32 Sunday, 08 August 2021



**International Sidecar Revival Meeting 2021**  
**Molson Group British Sidecar Championship**  
**SUNDAY FREE PRACTICE - SECTOR ANALYSIS**



SECTOR 1 = FL to I1, SECTOR 2 = I1 to FL, DIFF = Difference To Personal Best Lap, P = Crossed Finish Line in Pit Lane, D = Time Disallowed

<b>P1 16</b>		<b>BIRCHALL / BIRCHALL</b>		LCR Yamaha - Haith		
IDEAL LAP TIME : 1:32.301		BEST LAP TIME : 1:32.301		DIFFERENCE : 0.000		
LAP	SECTOR 1	SECTOR 2	LAP TIME	MPH	DIFF	TIME OF DAY
1 -	1:01.394	42.167	1:43.561	75.78	11.260	09:21:52.174
2 -	57.737	3:05.666	4:03.403	32.24	2:31.102	09:25:55.577
3 -	55.829	40.133	1:35.962 (3)	81.78	3.661	09:27:31.539
4 -	53.188	39.330	1:32.518 (2)	84.82	0.217	09:29:04.057
5 -	<b>53.008</b>	<b>39.293</b>	<b>1:32.301 (1)</b>	<b>85.02</b>		<b>09:30:36.358</b>

<b>P2 95</b>		<b>BLACKSTOCK / ROSNEY</b>		LCR Yamaha - DHR/Express Tyre Services		
IDEAL LAP TIME : 1:33.430		BEST LAP TIME : 1:33.684		DIFFERENCE : 0.254		
LAP	SECTOR 1	SECTOR 2	LAP TIME	MPH	DIFF	TIME OF DAY
1 -	57.538	41.461	1:38.999	79.27	5.315	09:21:34.222
2 -	54.799	40.166	1:34.965	82.64	1.281	09:23:09.187
3 -	54.340	40.317	1:34.657 (3)	82.91	0.973	09:24:43.844
4 -	54.056	<b>39.628</b>	<b>1:33.684 (1)</b>	<b>83.77</b>		<b>09:26:17.528</b>
5 -	<b>53.802</b>	39.897	1:33.699 (2)	83.75	0.015	09:27:51.227

<b>P3 5</b>		<b>BIGGS / SCHMITZ</b>		LCR Yamaha - Express Tyre Service/Santander Salt		
IDEAL LAP TIME : 1:35.898		BEST LAP TIME : 1:36.219		DIFFERENCE : 0.321		
LAP	SECTOR 1	SECTOR 2	LAP TIME	MPH	DIFF	TIME OF DAY
1 -	1:00.023	42.744	1:42.767	76.36	6.548	09:21:44.067
2 -	57.100	42.480	1:39.580	78.81	3.361	09:23:23.647
3 -	55.983	41.530	1:37.513	80.48	1.294	09:25:01.160
4 -	55.816	40.734	1:36.550 (2)	81.28	0.331	09:26:37.710
5 -	<b>55.357</b>	41.230	1:36.587 (3)	81.25	0.368	09:28:14.297
6 -	55.678	<b>40.541</b>	<b>1:36.219 (1)</b>	<b>81.56</b>		<b>09:29:50.516</b>

<b>P4 93</b>		<b>G. HOLDEN / LAWRENCE</b>		LCR Suzuki - Holden racing		
IDEAL LAP TIME : 1:39.273		BEST LAP TIME : 1:39.575		DIFFERENCE : 0.302		
LAP	SECTOR 1	SECTOR 2	LAP TIME	MPH	DIFF	TIME OF DAY
1 -	1:04.350	45.999	1:50.349	71.12	10.774	09:22:06.885
2 -	1:01.010	43.421	1:44.431	75.15	4.856	09:23:51.316
3 -	58.574	44.024	1:42.598	76.49	3.023	09:25:33.914
4 -	58.208	41.746	1:39.954 (3)	78.51	0.379	09:27:13.868
5 -	58.101	<b>41.474</b>	<b>1:39.575 (1)</b>	<b>78.81</b>		<b>09:28:53.443</b>
6 -	<b>57.799</b>	41.883	1:39.682 (2)	78.73	0.107	09:30:33.125
7 -	58.257	41.913	1:40.170	78.34	0.595	09:32:13.295

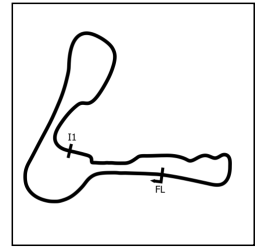
<b>P5 52</b>		<b>PHILP / BRYANT</b>		LCR Yamaha - Roberts Constructions/Tops Autos		
IDEAL LAP TIME : 1:39.969		BEST LAP TIME : 1:41.314		DIFFERENCE : 1.345		
LAP	SECTOR 1	SECTOR 2	LAP TIME	MPH	DIFF	TIME OF DAY
1 -	1:01.552	<b>42.356</b>	1:43.908 (2)	75.52	2.594	09:21:52.662
2 -	<b>57.613</b>	43.701	<b>1:41.314 (1)</b>	<b>77.46</b>		<b>09:23:33.976</b>

<b>P6 19</b>		<b>ROBINSON / FAIRHURST</b>		LCR Yamaha - 24/seven courier service		
IDEAL LAP TIME : 1:41.890		BEST LAP TIME : 1:42.644		DIFFERENCE : 0.754		
LAP	SECTOR 1	SECTOR 2	LAP TIME	MPH	DIFF	TIME OF DAY
1 -	1:08.588	46.260	1:54.848 (3)	68.33	12.204	09:22:05.726
2 -	1:01.743	<b>43.479</b>	1:45.222 (2)	74.58	2.578	09:23:50.948
3 -	<b>58.411</b>	44.233	<b>1:42.644 (1)</b>	<b>76.45</b>		<b>09:25:33.592</b>

Weather / Track : Cloudy / Dry

Cadwell Park  
 Circuit Length = 2.1800 miles  
 Start: 09:19 Flag 09:31 End: 09:32

**International Sidecar Revival Meeting 2021**  
**Molson Group British Sidecar Championship**  
**SUNDAY FREE PRACTICE - SECTOR ANALYSIS**



SECTOR 1 = FL to I1, SECTOR 2 = I1 to FL, DIFF = Difference To Personal Best Lap, P = Crossed Finish Line in Pit Lane, D = Time Disallowed

<b>P7 70</b>		<b>ARCHER / HYDE</b>		Adolf RS Yamaha - Hannafin Contractors			
IDEAL LAP TIME : 1:41.040		BEST LAP TIME : 1:42.653		DIFFERENCE : 1.613			
LAP	SECTOR 1	SECTOR 2	LAP TIME	MPH	DIFF	TIME OF DAY	
1 -	1:09.048	45.747	1:54.795 (3)	68.36	12.142	09:22:06.019	
2 -	1:06.380	44.406	1:50.786 (2)	70.83	8.133	09:23:56.805	
3 -	59.211	<b>43.442</b>	<b>1:42.653 (1)</b>	<b>76.45</b>		<b>09:25:39.458</b>	

<b>P8 2</b>		<b>J. HOLDEN / PITT</b>		Adolf RS Yamaha - SBR			
IDEAL LAP TIME : 1:38.441		BEST LAP TIME : 1:43.762		DIFFERENCE : 5.321			
LAP	SECTOR 1	SECTOR 2	LAP TIME	MPH	DIFF	TIME OF DAY	
1 -	1:05.461	46.137	1:51.598 (3)	70.32	7.836	09:22:08.593	
2 -	1:01.812	<b>41.950</b>	<b>1:43.762 (1)</b>	<b>75.63</b>		<b>09:23:52.355</b>	
3 -	58.048	47.477	1:45.525 (2)	74.37	1.763	09:25:37.880	

<b>P9 60</b>		<b>HOLLAND / CHRISTIE</b>		LCR Kawasaki - Team JH Racing			
IDEAL LAP TIME : 1:43.599		BEST LAP TIME : 1:46.386		DIFFERENCE : 2.787			
LAP	SECTOR 1	SECTOR 2	LAP TIME	MPH	DIFF	TIME OF DAY	
1 -	1:03.842	46.461	1:50.303 (2)	71.15	3.917	09:22:09.858	
2 -	1:01.807	<b>44.579</b>	<b>1:46.386 (1)</b>	<b>73.76</b>		<b>09:23:56.244</b>	

<b>P10 111</b>		<b>CABLE / WATSON</b>		LCR Yamaha - Cable Racing/L&W Contractors			
IDEAL LAP TIME : 1:46.166		BEST LAP TIME : 1:46.565		DIFFERENCE : 0.399			
LAP	SECTOR 1	SECTOR 2	LAP TIME	MPH	DIFF	TIME OF DAY	
1 -	1:07.464	46.551	1:54.015 (2)	68.83	7.450	09:22:00.658	
2 -	1:02.101	<b>44.464</b>	<b>1:46.565 (1)</b>	<b>73.64</b>		<b>09:23:47.223</b>	



# International Sidecar Revival Meeting 2021

## Molson Group British Sidecar Championship

### SUNDAY FREE PRACTICE - BEST SECTORS

SECTOR 1			SECTOR 2			IDEAL / BEST COMPARISON						
POS	NO	NAME	TIME	NO	NAME	TIME	POS	NO	NAME	IDEAL	BEST	DIFF
1	16	BIRCHALL / BIRCHALL	53.008	16	BIRCHALL / BIRCHALL	39.293	1	16	BIRCHALL / BIRCHALL	1:32.301	1:32.301	0.000
2	95	BLACKSTOCK / ROSNEY	53.802	95	BLACKSTOCK / ROSNEY	39.628	2	95	BLACKSTOCK / ROSNEY	1:33.430	1:33.684	0.254
3	5	BIGGS / SCHMITZ	55.357	5	BIGGS / SCHMITZ	40.541	3	5	BIGGS / SCHMITZ	1:35.898	1:36.219	0.321
4	2	J. HOLDEN / PITT	56.491	93	G. HOLDEN / LAWRENCE	41.474	4	2	J. HOLDEN / PITT	1:38.441	1:43.762	5.321
5	70	ARCHER / HYDE	57.598	2	J. HOLDEN / PITT	41.950	5	93	G. HOLDEN / LAWRENCE	1:39.273	1:39.575	0.302
6	52	PHILP / BRYANT	57.613	52	PHILP / BRYANT	42.356	6	52	PHILP / BRYANT	1:39.969	1:41.314	1.345
7	93	G. HOLDEN / LAWRENCE	57.799	70	ARCHER / HYDE	43.442	7	70	ARCHER / HYDE	1:41.040	1:42.653	1.613
8	19	ROBINSON / FAIRHURST	58.411	19	ROBINSON / FAIRHURST	43.479	8	19	ROBINSON / FAIRHURST	1:41.890	1:42.644	0.754
9	60	HOLLAND / CHRISTIE	59.020	111	CABLE / WATSON	44.464	9	60	HOLLAND / CHRISTIE	1:43.599	1:46.386	2.787
10	111	CABLE / WATSON	1:01.702	60	HOLLAND / CHRISTIE	44.579	10	111	CABLE / WATSON	1:46.166	1:46.565	0.399
11	17	CLARKE / ENSOR	1:27.104									

Weather / Track : Cloudy / Dry

Results can be found at [www.tsl-timing.com](http://www.tsl-timing.com)

Cadwell Park  
Circuit Length = 2.1800 miles  
Start: 09:19 Flag 09:31 End: 09:32

Printed - 09:32 Sunday, 08 August 2021

**International Sidecar Revival Meeting 2021**  
**Molson Group British Sidecar Championship**  
**SUNDAY FREE PRACTICE - STATISTICS**

**Competitors Started** 11  
**Planned Start** 2021-08-08 @ 09:24:00.000  
**Actual Start** 2021-08-08 @ 09:19:21.295  
**Finish Time** 2021-08-08 @ 09:31:22.457  
**Track Length** 2.1800mi.  
**Total Laps** 38  
**Total Distance Covered** 82.8407mi.

**Session Fastest Lap History**

NO	NAME	LAP TIME	TIME OF DAY	LAP	VEHICLE
95	BLACKSTOCK / ROSNEY	1:38.999	09:21:34.239	1	LCR Yamaha
95	BLACKSTOCK / ROSNEY	1:34.965	09:23:09.202	2	LCR Yamaha
95	BLACKSTOCK / ROSNEY	1:34.657	09:24:43.860	3	LCR Yamaha
95	BLACKSTOCK / ROSNEY	1:33.684	09:26:17.544	4	LCR Yamaha
16	BIRCHALL / BIRCHALL	1:32.518	09:29:04.075	4	LCR Yamaha
16	BIRCHALL / BIRCHALL	1:32.301	09:30:36.376	5	LCR Yamaha

**Flag History**

TYPE	TIME OF DAY
GREEN	09:19:21.295
FINISH	09:31:22.457

**Flag Statistics**

TYPE	COUNT	TOTAL LAPS	TOTAL TIME
Green	1	7	13:14.624
Red	0	0	0.000
Safety Car	0	0	0.000
FCY	0	0	0.000

Weather / Track : Cloudy / Dry

Results can be found at [www.tsl-timing.com](http://www.tsl-timing.com)

Cadwell Park  
 Circuit Length = 2.1800 miles  
 Start: 09:19 Flag 09:31 End: 09:32

Printed - 09:32 Sunday, 08 August 2021

**International Sidecar Revival Meeting 2021**  
**Molson Group British Sidecar Championship**  
**RACE 4 - CLASSIFICATION**



POS	NO	NAME	ENTRY	LAPS	TIME	GAP	DIFF	MPH	BEST	ON
1	6	ELLIS / CLEMENT	LCR Honda - Santander Salt	14	24:19.031			75.30	1:42.011	11
2	16	BIRCHALL / BIRCHALL	LCR Yamaha - Haith	14	24:21.977	2.946	2.946	75.15	1:42.382	11
3	95	BLACKSTOCK / ROSNEY	LCR Yamaha - DHR/Express Tyre Services	14	24:45.306	26.275	23.329	73.97	1:44.017	11
4	60	HOLLAND / CHRISTIE	LCR Kawasaki - Team JH Racing	14	25:01.167	42.136	15.861	73.19	1:44.373	12
5	5	BIGGS / SCHMITZ	LCR Yamaha - Express Tyre Service/Santander Salt	14	25:05.227	46.196	4.060	72.99	1:43.905	11
6	93	G. HOLDEN / LAWRENCE	LCR Suzuki - Holden racing	14	25:07.148	48.117	1.921	72.90	1:44.378	14
7	2	J. HOLDEN / PITT	Adolf RS Yamaha - SBR	14	25:09.010	49.979	1.862	72.81	1:43.687	12
8	4	PEACH / EDWARDS	LCR Yamaha - Life Safety Motorsport	14	25:32.298	1:13.267	23.288	71.70	1:46.445	11
9	17	CLARKE / ENSOR	LCR Honda - City Lifting .CYB fibreglass	14	25:34.817	1:15.786	2.519	71.58	1:45.865	12
10	111	CABLE / WATSON	LCR Yamaha - Cable Racing/L&W Contractors	14	26:02.611	1:43.580	27.794	70.31	1:48.073	14
11	70	ARCHER / HYDE	Adolf RS Yamaha - Hannafin Contractors	14	26:03.243	1:44.212	0.632	70.28	1:46.695	10
12	19	ROBINSON / FAIRHURST	LCR Yamaha - 24/seven courier service	14	26:04.279	1:45.248	1.036	70.23	1:47.436	11

**FASTEST LAP**

6	ELLIS / CLEMENT	LCR Honda - Santander Salt	11	1:42.011	76.93 mph	123.81 kph
---	-----------------	----------------------------	----	----------	-----------	------------

Weather / Track : Drizzle / Damp

These results are provisional until the conclusion of any judicial and technical matters.

Cadwell Park: 2.1800 miles

Race Distance: 14 Laps / 30.52 miles

Start: 13:04 Flag 13:29 End: 13:31

Clerk Of Course :	Stewards :	Timekeeper : Craig Smith
-------------------	------------	--------------------------

Results can be found at [www.tsl-timing.com](http://www.tsl-timing.com)

Printed - 13:32 Sunday, 08 August 2021



# International Sidecar Revival Meeting 2021

## Molson Group British Sidecar Championship

### RACE 4 - LAP CHART

LAP 1 @ 13:06:45.604			LAP 5 @ 13:13:46.216			LAP 9 @ 13:20:40.310			LAP 13 @ 13:27:30.923		
NO	BEHIND	LAP TIME	NO	BEHIND	LAP TIME	NO	BEHIND	LAP TIME	NO	BEHIND	LAP TIME
16		1:51.012	16		1:44.348	6		1:42.617	6		1:43.429
6	0.358	1:51.370	6	0.834	1:44.648	16	1.169	1:44.171	16	2.301	1:43.930
95	1.570	1:52.582	95	6.401	1:45.689	95	14.682	1:45.244	95	23.386	1:45.777
5	5.800	1:56.812	60	17.246	1:47.199	60	27.792	1:46.108	60	38.485	1:46.422
60	7.682	1:58.694	5	22.931	1:47.359	5	34.236	1:45.071	5	43.116	1:45.989
2	8.040	1:59.052	2	24.799	1:47.846	93	36.624	1:45.589	93	46.439	1:45.783
93	8.336	1:59.348	93	24.965	1:47.505	2	38.470	1:47.244	2	47.951	1:46.141
4	9.037	2:00.049	4	28.078	1:49.452	4	47.088	1:47.532	4	1:08.571	1:49.769
17	10.499	2:01.511	17	33.908	1:49.472	17	52.065	1:47.289	17	1:09.442	1:48.074
70	12.888	2:03.900	70	48.559	1:52.708	111	1:12.231	1:48.365	111	1:38.207	1:49.307
19	14.656	2:05.668	111	49.354	1:52.263	19	1:14.568	1:48.578	70	1:38.673	1:49.268
111	15.793	2:06.805	19	49.527	1:52.844	70	1:16.882	1:48.294	19	1:39.410	1:49.043

LAP 2 @ 13:08:31.878			LAP 6 @ 13:15:30.024			LAP 10 @ 13:22:22.325			LAP 14 @ 13:29:13.623		
NO	BEHIND	LAP TIME	NO	BEHIND	LAP TIME	NO	BEHIND	LAP TIME	NO	BEHIND	LAP TIME
16		1:46.274	16		1:43.808	6		1:42.015	6		1:42.700
6	0.528	1:46.444	6	0.513	1:43.487	16	1.976	1:42.822	16	2.946	1:43.345
95	1.829	1:46.533	95	8.362	1:45.769	95	17.779	1:45.112	95	26.275	1:45.589
5	10.322	1:50.796	60	19.499	1:46.061	60	31.288	1:45.511	60	42.136	1:46.351
60	10.359	1:48.951	5	26.471	1:47.348	5	36.801	1:44.580	5	46.196	1:45.780
2	12.286	1:50.520	2	28.520	1:47.529	93	40.417	1:45.808	93	48.117	1:44.378
93	12.517	1:50.455	93	28.771	1:47.614	2	42.185	1:45.730	2	49.979	1:44.728
4	13.625	1:50.862	4	33.026	1:48.756	4	52.606	1:47.533	4	1:13.267	1:47.396
17	16.686	1:52.461	17	38.605	1:48.505	17	56.410	1:46.360	17	1:15.786	1:49.044
70	22.263	1:55.649	70	56.614	1:51.863	111	1:18.769	1:48.553	111	1:43.580	1:48.073
19	23.769	1:55.387	111	56.718	1:51.172	19	1:20.326	1:47.773	70	1:44.212	1:48.239
111	24.982	1:55.463	19	57.830	1:52.111	70	1:21.562	1:46.695	19	1:45.248	1:48.538

LAP 3 @ 13:10:17.229			LAP 7 @ 13:17:13.698			LAP 11 @ 13:24:04.336		
NO	BEHIND	LAP TIME	NO	BEHIND	LAP TIME	NO	BEHIND	LAP TIME
16		1:45.351	16		1:43.674	6		1:42.011
6	0.705	1:45.528	6	0.349	1:43.510	16	2.347	1:42.382
95	3.359	1:46.881	95	10.604	1:45.916	95	19.785	1:44.017
60	11.843	1:46.835	60	22.193	1:46.368	60	34.277	1:45.000
5	15.608	1:50.637	5	29.785	1:46.988	5	38.695	1:43.905
2	16.820	1:49.885	2	31.568	1:46.722	93	42.862	1:44.456
93	17.037	1:49.871	93	31.934	1:46.837	2	44.710	1:44.536
4	17.634	1:49.360	4	37.877	1:48.525	4	57.040	1:46.445
17	22.830	1:51.495	17	43.669	1:48.738	17	1:02.090	1:47.691
70	32.187	1:55.275	111	1:02.281	1:49.237	111	1:25.374	1:48.616
19	33.288	1:54.870	19	1:03.919	1:49.763	19	1:25.751	1:47.436
111	33.542	1:53.911	70	1:05.400	1:52.460	70	1:26.347	1:46.796

LAP 4 @ 13:12:01.868			LAP 8 @ 13:18:57.308			LAP 12 @ 13:25:47.494		
NO	BEHIND	LAP TIME	NO	BEHIND	LAP TIME	NO	BEHIND	LAP TIME
16		1:44.639	16		1:43.610	6		1:43.158
6	0.534	1:44.468	6	0.385	1:43.646	16	1.800	1:42.611
95	5.060	1:46.340	95	12.440	1:45.446	95	21.038	1:44.411
60	14.395	1:47.191	60	24.686	1:46.103	60	35.492	1:44.373
5	19.920	1:48.951	5	32.167	1:45.992	5	40.556	1:45.019
2	21.301	1:49.120	93	34.037	1:45.713	93	44.085	1:44.381
93	21.808	1:49.410	2	34.228	1:46.270	2	45.239	1:43.687
4	22.974	1:49.979	4	42.558	1:48.291	4	1:02.231	1:48.349
17	28.784	1:50.593	17	47.778	1:47.719	17	1:04.797	1:45.865
70	40.199	1:52.651	111	1:06.868	1:48.197	111	1:32.329	1:50.113
19	41.031	1:52.382	19	1:08.992	1:48.683	70	1:32.834	1:49.645
111	41.439	1:52.536	70	1:11.590	1:49.800	19	1:33.796	1:51.203

Cadwell Park

Circuit Length = 2.1800 miles

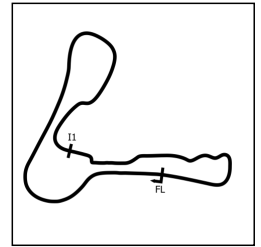
Start: 13:04 Flag 13:29 End: 13:31

Weather / Track : Drizzle / Damp

Results can be found at [www.tsl-timing.com](http://www.tsl-timing.com)

Printed - 13:32 Sunday, 08 August 2021

**International Sidecar Revival Meeting 2021**  
**Molson Group British Sidecar Championship**  
**RACE 4 - SECTOR ANALYSIS**



SECTOR 1 = FL to I1, SECTOR 2 = I1 to FL, DIFF = Difference To Personal Best Lap, P = Crossed Finish Line in Pit Lane, D = Time Disallowed

<b>P1 6</b>		<b>ELLIS / CLEMENT</b>		LCR Honda - Santander Salt		
IDEAL LAP TIME : 1:41.731		BEST LAP TIME : 1:42.011		DIFFERENCE : 0.280		
LAP	SECTOR 1	SECTOR 2	LAP TIME	MPH	DIFF	TIME OF DAY
1 -		44.972	1:51.370	70.46	9.359	13:06:45.962
2 -	1:00.974	45.470	1:46.444	73.72	4.433	13:08:32.406
3 -	1:00.468	45.060	1:45.528	74.36	3.517	13:10:17.934
4 -	59.604	44.864	1:44.468	75.12	2.457	13:12:02.402
5 -	59.108	45.540	1:44.648	74.99	2.637	13:13:47.050
6 -	58.573	44.914	1:43.487	75.83	1.476	13:15:30.537
7 -	58.549	44.961	1:43.510	75.81	1.499	13:17:14.047
8 -	58.622	45.024	1:43.646	75.71	1.635	13:18:57.693
9 -	57.967	44.650	1:42.617 (3)	76.47	0.606	13:20:40.310
10 -	57.612	<b>44.403</b>	1:42.015 (2)	76.93	0.004	13:22:22.325
<b>11 -</b>	<b>57.328</b>	44.683	<b>1:42.011 (1)</b>	<b>76.93</b>		<b>13:24:04.336</b>
12 -	58.179	44.979	1:43.158	76.07	1.147	13:25:47.494
13 -	58.253	45.176	1:43.429	75.87	1.418	13:27:30.923
14 -	57.948	44.752	1:42.700	76.41	0.689	13:29:13.623

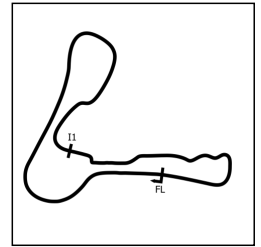
<b>P2 16</b>		<b>BIRCHALL / BIRCHALL</b>		LCR Yamaha - Haith		
IDEAL LAP TIME : 1:42.338		BEST LAP TIME : 1:42.382		DIFFERENCE : 0.044		
LAP	SECTOR 1	SECTOR 2	LAP TIME	MPH	DIFF	TIME OF DAY
1 -		45.532	1:51.012	70.69	8.630	13:06:45.604
2 -	1:00.886	45.388	1:46.274	73.84	3.892	13:08:31.878
3 -	1:00.168	45.183	1:45.351	74.49	2.969	13:10:17.229
4 -	59.825	44.814	1:44.639	75.00	2.257	13:12:01.868
5 -	59.405	44.943	1:44.348	75.21	1.966	13:13:46.216
6 -	58.891	44.917	1:43.808	75.60	1.426	13:15:30.024
7 -	58.686	44.988	1:43.674	75.69	1.292	13:17:13.698
8 -	58.699	44.911	1:43.610	75.74	1.228	13:18:57.308
9 -	58.579	45.592	1:44.171	75.33	1.789	13:20:41.479
10 -	57.980	44.842	1:42.822 (3)	76.32	0.440	13:22:24.301
<b>11 -</b>	57.638	<b>44.744</b>	<b>1:42.382 (1)</b>	<b>76.65</b>		<b>13:24:06.683</b>
12 -	<b>57.594</b>	45.017	1:42.611 (2)	76.48	0.229	13:25:49.294
13 -	58.248	45.682	1:43.930	75.51	1.548	13:27:33.224
14 -	57.944	45.401	1:43.345	75.94	0.963	13:29:16.569

<b>P3 95</b>		<b>BLACKSTOCK / ROSNEY</b>		LCR Yamaha - DHR/Express Tyre Services		
IDEAL LAP TIME : 1:44.017		BEST LAP TIME : 1:44.017		DIFFERENCE : 0.000		
LAP	SECTOR 1	SECTOR 2	LAP TIME	MPH	DIFF	TIME OF DAY
1 -		45.321	1:52.582	69.70	8.565	13:06:47.174
2 -	1:01.301	45.232	1:46.533	73.66	2.516	13:08:33.707
3 -	1:01.518	45.363	1:46.881	73.42	2.864	13:10:20.588
4 -	1:01.249	45.091	1:46.340	73.80	2.323	13:12:06.928
5 -	1:00.698	44.991	1:45.689	74.25	1.672	13:13:52.617
6 -	1:00.486	45.283	1:45.769	74.20	1.752	13:15:38.386
7 -	1:00.415	45.501	1:45.916	74.09	1.899	13:17:24.302
8 -	1:00.310	45.136	1:45.446	74.42	1.429	13:19:09.748
9 -	59.864	45.380	1:45.244	74.57	1.227	13:20:54.992
10 -	59.570	45.542	1:45.112 (3)	74.66	1.095	13:22:40.104
<b>11 -</b>	<b>59.034</b>	<b>44.983</b>	<b>1:44.017 (1)</b>	<b>75.44</b>		<b>13:24:24.121</b>
12 -	59.066	45.345	1:44.411 (2)	75.16	0.394	13:26:08.532
13 -	1:00.205	45.572	1:45.777	74.19	1.760	13:27:54.309
14 -	59.757	45.832	1:45.589	74.32	1.572	13:29:39.898

Weather / Track : Drizzle / Damp

Cadwell Park  
 Circuit Length = 2.1800 miles  
 Start: 13:04 Flag 13:29 End: 13:31

**International Sidecar Revival Meeting 2021**  
**Molson Group British Sidecar Championship**  
**RACE 4 - SECTOR ANALYSIS**



SECTOR 1 = FL to I1, SECTOR 2 = I1 to FL, DIFF = Difference To Personal Best Lap, P = Crossed Finish Line in Pit Lane, D = Time Disallowed

<b>P4 60</b>		<b>HOLLAND / CHRISTIE</b>		LCR Kawasaki - Team JH Racing		
IDEAL LAP TIME : 1:44.139		BEST LAP TIME : 1:44.373		DIFFERENCE : 0.234		
LAP	SECTOR 1	SECTOR 2	LAP TIME	MPH	DIFF	TIME OF DAY
1 -		47.293	1:58.694	66.11	14.321	13:06:53.286
2 -	1:02.751	46.200	1:48.951	72.03	4.578	13:08:42.237
3 -	1:01.529	45.306	1:46.835	73.45	2.462	13:10:29.072
4 -	1:01.864	45.327	1:47.191	73.21	2.818	13:12:16.263
5 -	1:01.532	45.667	1:47.199	73.21	2.826	13:14:03.462
6 -	1:00.962	45.099	1:46.061	73.99	1.688	13:15:49.523
7 -	1:00.831	45.537	1:46.368	73.78	1.995	13:17:35.891
8 -	1:00.883	45.220	1:46.103	73.96	1.730	13:19:21.994
9 -	1:01.045	45.063	1:46.108	73.96	1.735	13:21:08.102
10 -	1:00.652	<b>44.859</b>	1:45.511 (3)	74.38	1.138	13:22:53.613
11 -	59.634	45.366	1:45.000 (2)	74.74	0.627	13:24:38.613
<b>12 -</b>	<b>59.280</b>	45.093	<b>1:44.373 (1)</b>	<b>75.19</b>		<b>13:26:22.986</b>
13 -	1:00.738	45.684	1:46.422	73.74	2.049	13:28:09.408
14 -	1:00.359	45.992	1:46.351	73.79	1.978	13:29:55.759

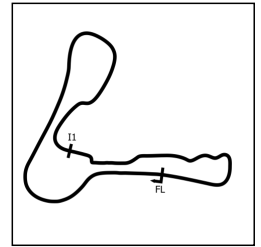
<b>P5 5</b>		<b>BIGGS / SCHMITZ</b>		LCR Yamaha - Express Tyre Service/Santander Salt		
IDEAL LAP TIME : 1:43.905		BEST LAP TIME : 1:43.905		DIFFERENCE : 0.000		
LAP	SECTOR 1	SECTOR 2	LAP TIME	MPH	DIFF	TIME OF DAY
1 -		46.619	1:56.812	67.18	12.907	13:06:51.404
2 -	1:04.155	46.641	1:50.796	70.83	6.891	13:08:42.200
3 -	1:03.848	46.789	1:50.637	70.93	6.732	13:10:32.837
4 -	1:03.259	45.692	1:48.951	72.03	5.046	13:12:21.788
5 -	1:01.665	45.694	1:47.359	73.10	3.454	13:14:09.147
6 -	1:01.632	45.716	1:47.348	73.10	3.443	13:15:56.495
7 -	1:01.612	45.376	1:46.988	73.35	3.083	13:17:43.483
8 -	1:00.687	45.305	1:45.992	74.04	2.087	13:19:29.475
9 -	1:00.188	44.883	1:45.071	74.69	1.166	13:21:14.546
10 -	59.884	44.696	1:44.580 (2)	75.04	0.675	13:22:59.126
<b>11 -</b>	<b>59.400</b>	<b>44.505</b>	<b>1:43.905 (1)</b>	<b>75.53</b>		<b>13:24:43.031</b>
12 -	1:00.117	44.902	1:45.019 (3)	74.72	1.114	13:26:28.050
13 -	1:01.154	44.835	1:45.989	74.04	2.084	13:28:14.039
14 -	1:00.515	45.265	1:45.780	74.19	1.875	13:29:59.819

<b>P6 93</b>		<b>G. HOLDEN / LAWRENCE</b>		LCR Suzuki - Holden racing		
IDEAL LAP TIME : 1:44.218		BEST LAP TIME : 1:44.378		DIFFERENCE : 0.160		
LAP	SECTOR 1	SECTOR 2	LAP TIME	MPH	DIFF	TIME OF DAY
1 -		47.272	1:59.348	65.75	14.970	13:06:53.940
2 -	1:03.905	46.550	1:50.455	71.05	6.077	13:08:44.395
3 -	1:03.175	46.696	1:49.871	71.42	5.493	13:10:34.266
4 -	1:03.032	46.378	1:49.410	71.73	5.032	13:12:23.676
5 -	1:01.714	45.791	1:47.505	73.00	3.127	13:14:11.181
6 -	1:01.730	45.884	1:47.614	72.92	3.236	13:15:58.795
7 -	1:01.331	45.506	1:46.837	73.45	2.459	13:17:45.632
8 -	1:00.310	45.403	1:45.713	74.23	1.335	13:19:31.345
9 -	1:00.941	44.648	1:45.589	74.32	1.211	13:21:16.934
10 -	1:00.532	45.276	1:45.808	74.17	1.430	13:23:02.742
11 -	59.842	44.614	1:44.456 (3)	75.13	0.078	13:24:47.198
12 -	59.891	<b>44.490</b>	1:44.381 (2)	75.18	0.003	13:26:31.579
13 -	1:00.903	44.880	1:45.783	74.19	1.405	13:28:17.362
<b>14 -</b>	<b>59.728</b>	44.650	<b>1:44.378 (1)</b>	<b>75.18</b>		<b>13:30:01.740</b>

Weather / Track : Drizzle / Damp

Cadwell Park  
 Circuit Length = 2.1800 miles  
 Start: 13:04 Flag 13:29 End: 13:31

**International Sidecar Revival Meeting 2021**  
**Molson Group British Sidecar Championship**  
**RACE 4 - SECTOR ANALYSIS**



SECTOR 1 = FL to I1, SECTOR 2 = I1 to FL, DIFF = Difference To Personal Best Lap, P = Crossed Finish Line in Pit Lane, D = Time Disallowed

<b>P7 2</b>		<b>J. HOLDEN / PITT</b>		Adolf RS Yamaha - SBR		
IDEAL LAP TIME : 1:43.687		BEST LAP TIME : 1:43.687		DIFFERENCE : 0.000		
LAP	SECTOR 1	SECTOR 2	LAP TIME	MPH	DIFF	TIME OF DAY
1 -		48.316	1:59.052	65.92	15.365	13:06:53.644
2 -	1:02.981	47.539	1:50.520	71.01	6.833	13:08:44.164
3 -	1:02.682	47.203	1:49.885	71.42	6.198	13:10:34.049
4 -	1:02.575	46.545	1:49.120	71.92	5.433	13:12:23.169
5 -	1:01.155	46.691	1:47.846	72.77	4.159	13:14:11.015
6 -	1:00.619	46.910	1:47.529	72.98	3.842	13:15:58.544
7 -	1:00.962	45.760	1:46.722	73.53	3.035	13:17:45.266
8 -	1:00.079	46.191	1:46.270	73.85	2.583	13:19:31.536
9 -	1:01.534	45.710	1:47.244	73.17	3.557	13:21:18.780
10 -	59.847	45.883	1:45.730	74.22	2.043	13:23:04.510
11 -	59.248	45.288	1:44.536 (2)	75.07	0.849	13:24:49.046
<b>12 -</b>	<b>58.728</b>	<b>44.959</b>	<b>1:43.687 (1)</b>	<b>75.68</b>		<b>13:26:32.733</b>
13 -	59.978	46.163	1:46.141	73.94	2.454	13:28:18.874
14 -	58.887	45.841	1:44.728 (3)	74.93	1.041	13:30:03.602

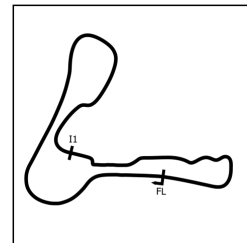
<b>P8 4</b>		<b>PEACH / EDWARDS</b>		LCR Yamaha - Life Safety Motorsport		
IDEAL LAP TIME : 1:46.220		BEST LAP TIME : 1:46.445		DIFFERENCE : 0.225		
LAP	SECTOR 1	SECTOR 2	LAP TIME	MPH	DIFF	TIME OF DAY
1 -		47.254	2:00.049	65.37	13.604	13:06:54.641
2 -	1:03.856	47.006	1:50.862	70.79	4.417	13:08:45.503
3 -	1:03.200	46.160	1:49.360	71.76	2.915	13:10:34.863
4 -	1:03.331	46.648	1:49.979	71.35	3.534	13:12:24.842
5 -	1:02.972	46.480	1:49.452	71.70	3.007	13:14:14.294
6 -	1:02.301	46.455	1:48.756	72.16	2.311	13:16:03.050
7 -	1:02.345	46.180	1:48.525	72.31	2.080	13:17:51.575
8 -	1:02.212	46.079	1:48.291	72.47	1.846	13:19:39.866
9 -	1:01.801	45.731	1:47.532 (3)	72.98	1.087	13:21:27.398
10 -	1:01.932	45.601	1:47.533	72.98	1.088	13:23:14.931
<b>11 -</b>	<b>1:01.021</b>	<b>45.424</b>	<b>1:46.445 (1)</b>	<b>73.72</b>		<b>13:25:01.376</b>
12 -	<b>1:00.796</b>	47.553	1:48.349	72.43	1.904	13:26:49.725
13 -	1:03.524	46.245	1:49.769	71.49	3.324	13:28:39.494
14 -	1:01.623	45.773	1:47.396 (2)	73.07	0.951	13:30:26.890

<b>P9 17</b>		<b>CLARKE / ENSOR</b>		LCR Honda - City Lifting .CYB fibreglass		
IDEAL LAP TIME : 1:45.865		BEST LAP TIME : 1:45.865		DIFFERENCE : 0.000		
LAP	SECTOR 1	SECTOR 2	LAP TIME	MPH	DIFF	TIME OF DAY
1 -		48.281	2:01.511	64.58	15.646	13:06:56.103
2 -	1:04.788	47.673	1:52.461	69.78	6.596	13:08:48.564
3 -	1:03.950	47.545	1:51.495	70.38	5.630	13:10:40.059
4 -	1:03.845	46.748	1:50.593	70.96	4.728	13:12:30.652
5 -	1:02.846	46.626	1:49.472	71.69	3.607	13:14:20.124
6 -	1:02.220	46.285	1:48.505	72.32	2.640	13:16:08.629
7 -	1:02.042	46.696	1:48.738	72.17	2.873	13:17:57.367
8 -	1:02.016	45.703	1:47.719	72.85	1.854	13:19:45.086
9 -	1:01.139	46.150	1:47.289 (3)	73.14	1.424	13:21:32.375
10 -	1:00.736	45.624	1:46.360 (2)	73.78	0.495	13:23:18.735
11 -	1:01.685	46.006	1:47.691	72.87	1.826	13:25:06.426
<b>12 -</b>	<b>1:00.483</b>	<b>45.382</b>	<b>1:45.865 (1)</b>	<b>74.13</b>		<b>13:26:52.291</b>
13 -	1:01.224	46.850	1:48.074	72.61	2.209	13:28:40.365
14 -	1:01.046	47.998	1:49.044	71.97	3.179	13:30:29.409

Weather / Track : Drizzle / Damp

Cadwell Park  
 Circuit Length = 2.1800 miles  
 Start: 13:04 Flag 13:29 End: 13:31

**International Sidecar Revival Meeting 2021**  
**Molson Group British Sidecar Championship**  
**RACE 4 - SECTOR ANALYSIS**



SECTOR 1 = FL to I1, SECTOR 2 = I1 to FL, DIFF = Difference To Personal Best Lap, P = Crossed Finish Line in Pit Lane, D = Time Disallowed

<b>P10 111</b>		<b>CABLE / WATSON</b>		LCR Yamaha - Cable Racing/L&W Contractors		
IDEAL LAP TIME : 1:48.002		BEST LAP TIME : 1:48.073		DIFFERENCE : 0.071		
LAP	SECTOR 1	SECTOR 2	LAP TIME	MPH	DIFF	TIME OF DAY
1 -		49.425	2:06.805	61.89	18.732	13:07:01.397
2 -	1:06.602	48.861	1:55.463	67.97	7.390	13:08:56.860
3 -	1:05.390	48.521	1:53.911	68.89	5.838	13:10:50.771
4 -	1:05.272	47.264	1:52.536	69.73	4.463	13:12:43.307
5 -	1:03.953	48.310	1:52.263	69.90	4.190	13:14:35.570
6 -	1:03.703	47.469	1:51.172	70.59	3.099	13:16:26.742
7 -	1:02.550	46.687	1:49.237	71.84	1.164	13:18:15.979
8 -	<b>1:01.610</b>	46.587	1:48.197 (2)	72.53	0.124	13:20:04.176
9 -	1:01.619	46.746	1:48.365 (3)	72.42	0.292	13:21:52.541
10 -	1:01.931	46.622	1:48.553	72.29	0.480	13:23:41.094
11 -	1:01.922	46.694	1:48.616	72.25	0.543	13:25:29.710
12 -	1:02.420	47.693	1:50.113	71.27	2.040	13:27:19.823
13 -	1:02.590	46.717	1:49.307	71.79	1.234	13:29:09.130
<b>14 -</b>	1:01.681	<b>46.392</b>	<b>1:48.073 (1)</b>	<b>72.61</b>		<b>13:30:57.203</b>

<b>P11 70</b>		<b>ARCHER / HYDE</b>		Adolf RS Yamaha - Hannafin Contractors		
IDEAL LAP TIME : 1:46.014		BEST LAP TIME : 1:46.695		DIFFERENCE : 0.681		
LAP	SECTOR 1	SECTOR 2	LAP TIME	MPH	DIFF	TIME OF DAY
1 -		48.718	2:03.900	63.34	17.205	13:06:58.492
2 -	1:07.005	48.644	1:55.649	67.86	8.954	13:08:54.141
3 -	1:06.329	48.946	1:55.275	68.08	8.580	13:10:49.416
4 -	1:04.438	48.213	1:52.651	69.66	5.956	13:12:42.067
5 -	1:03.872	48.836	1:52.708	69.63	6.013	13:14:34.775
6 -	1:03.928	47.935	1:51.863	70.15	5.168	13:16:26.638
7 -	1:04.906	47.554	1:52.460	69.78	5.765	13:18:19.098
8 -	1:02.539	47.261	1:49.800	71.47	3.105	13:20:08.898
9 -	1:01.790	46.504	1:48.294	72.47	1.599	13:21:57.192
<b>10 -</b>	1:00.570	<b>46.125</b>	<b>1:46.695 (1)</b>	<b>73.55</b>		<b>13:23:43.887</b>
11 -	<b>59.889</b>	46.907	1:46.796 (2)	73.48	0.101	13:25:30.683
12 -	1:01.863	47.782	1:49.645	71.57	2.950	13:27:20.328
13 -	1:02.298	46.970	1:49.268	71.82	2.573	13:29:09.596
14 -	1:01.383	46.856	1:48.239 (3)	72.50	1.544	13:30:57.835

<b>P12 19</b>		<b>ROBINSON / FAIRHURST</b>		LCR Yamaha - 24/seven courier service		
IDEAL LAP TIME : 1:47.152		BEST LAP TIME : 1:47.436		DIFFERENCE : 0.284		
LAP	SECTOR 1	SECTOR 2	LAP TIME	MPH	DIFF	TIME OF DAY
1 -		49.731	2:05.668	62.45	18.232	13:07:00.260
2 -	1:06.289	49.098	1:55.387	68.01	7.951	13:08:55.647
3 -	1:05.283	49.587	1:54.870	68.32	7.434	13:10:50.517
4 -	1:04.044	48.338	1:52.382	69.83	4.946	13:12:42.899
5 -	1:03.387	49.457	1:52.844	69.54	5.408	13:14:35.743
6 -	1:04.050	48.061	1:52.111	70.00	4.675	13:16:27.854
7 -	1:02.697	47.066	1:49.763	71.50	2.327	13:18:17.617
8 -	1:01.494	47.189	1:48.683	72.21	1.247	13:20:06.300
9 -	1:01.204	47.374	1:48.578	72.28	1.142	13:21:54.878
10 -	1:01.307	<b>46.466</b>	1:47.773 (2)	72.82	0.337	13:23:42.651
<b>11 -</b>	<b>1:00.686</b>	46.750	<b>1:47.436 (1)</b>	<b>73.04</b>		<b>13:25:30.087</b>
12 -	1:02.856	48.347	1:51.203	70.57	3.767	13:27:21.290
13 -	1:01.684	47.359	1:49.043	71.97	1.607	13:29:10.333
14 -	1:01.116	47.422	1:48.538 (3)	72.30	1.102	13:30:58.871

Weather / Track : Drizzle / Damp

Cadwell Park  
 Circuit Length = 2.1800 miles  
 Start: 13:04 Flag 13:29 End: 13:31



**International Sidecar Revival Meeting 2021**  
**Molson Group British Sidecar Championship**  
**RACE 4 - BEST SECTORS**

SECTOR 1			SECTOR 2			IDEAL / BEST COMPARISON						
POS	NO	NAME	TIME	NO	NAME	TIME	POS	NO	NAME	IDEAL	BEST	DIFF
									<b>PERFECT LAP</b>	<b>1:41.731</b>		
1	6	ELLIS / CLEMENT	<b>57.328</b>	6	ELLIS / CLEMENT	<b>44.403</b>	1	6	ELLIS / CLEMENT	1:41.731	1:42.011	<b>0.280</b>
2	16	BIRCHALL / BIRCHALL	<b>57.594</b>	93	G. HOLDEN / LAWRENCE	<b>44.490</b>	2	16	BIRCHALL / BIRCHALL	1:42.338	1:42.382	<b>0.044</b>
3	2	J. HOLDEN / PITT	<b>58.728</b>	5	BIGGS / SCHMITZ	<b>44.505</b>	3	2	J. HOLDEN / PITT	1:43.687	1:43.687	<b>0.000</b>
4	95	BLACKSTOCK / ROSNEY	<b>59.034</b>	16	BIRCHALL / BIRCHALL	<b>44.744</b>	4	5	BIGGS / SCHMITZ	1:43.905	1:43.905	<b>0.000</b>
5	60	HOLLAND / CHRISTIE	<b>59.280</b>	60	HOLLAND / CHRISTIE	<b>44.859</b>	5	95	BLACKSTOCK / ROSNEY	1:44.017	1:44.017	<b>0.000</b>
6	5	BIGGS / SCHMITZ	<b>59.400</b>	2	J. HOLDEN / PITT	<b>44.959</b>	6	60	HOLLAND / CHRISTIE	1:44.139	1:44.373	<b>0.234</b>
7	93	G. HOLDEN / LAWRENCE	<b>59.728</b>	95	BLACKSTOCK / ROSNEY	<b>44.983</b>	7	93	G. HOLDEN / LAWRENCE	1:44.218	1:44.378	<b>0.160</b>
8	70	ARCHER / HYDE	<b>59.889</b>	17	CLARKE / ENSOR	<b>45.382</b>	8	17	CLARKE / ENSOR	1:45.865	1:45.865	<b>0.000</b>
9	17	CLARKE / ENSOR	<b>1:00.483</b>	4	PEACH / EDWARDS	<b>45.424</b>	9	70	ARCHER / HYDE	1:46.014	1:46.695	<b>0.681</b>
10	19	ROBINSON / FAIRHURST	<b>1:00.686</b>	70	ARCHER / HYDE	<b>46.125</b>	10	4	PEACH / EDWARDS	1:46.220	1:46.445	<b>0.225</b>
11	4	PEACH / EDWARDS	<b>1:00.796</b>	111	CABLE / WATSON	<b>46.392</b>	11	19	ROBINSON / FAIRHURST	1:47.152	1:47.436	<b>0.284</b>
12	111	CABLE / WATSON	<b>1:01.610</b>	19	ROBINSON / FAIRHURST	<b>46.466</b>	12	111	CABLE / WATSON	1:48.002	1:48.073	<b>0.071</b>

Weather / Track : Drizzle / Damp

Results can be found at [www.tsl-timing.com](http://www.tsl-timing.com)

Cadwell Park  
 Circuit Length = 2.1800 miles  
 Start: 13:04 Flag 13:29 End: 13:31

Printed - 13:31 Sunday, 08 August 2021

# International Sidecar Revival Meeting 2021

## Molson Group British Sidecar Championship

### RACE 4 - STATISTICS

**Competitors Started** 12  
**Planned Start** 2021-08-08 @ 12:20:00.000  
**Actual Start** 2021-08-08 @ 13:04:54.591  
**Finish Time** 2021-08-08 @ 13:29:13.622  
**Track Length** 2.1800mi.  
**Total Laps** 168  
**Total Distance Covered** 366.2431mi.

#### Session Fastest Lap History

NO	NAME	LAP TIME	TIME OF DAY	LAP	VEHICLE
16	BIRCHALL / BIRCHALL	1:51.012	13:06:45.622	1	LCR Yamaha
16	BIRCHALL / BIRCHALL	1:46.274	13:08:31.898	2	LCR Yamaha
16	BIRCHALL / BIRCHALL	1:45.351	13:10:17.249	3	LCR Yamaha
16	BIRCHALL / BIRCHALL	1:44.639	13:12:01.889	4	LCR Yamaha
6	ELLIS / CLEMENT	1:44.468	13:12:02.418	4	LCR Honda
16	BIRCHALL / BIRCHALL	1:44.348	13:13:46.237	5	LCR Yamaha
16	BIRCHALL / BIRCHALL	1:43.808	13:15:30.045	6	LCR Yamaha
6	ELLIS / CLEMENT	1:43.487	13:15:30.553	6	LCR Honda
6	ELLIS / CLEMENT	1:42.617	13:20:40.326	9	LCR Honda
6	ELLIS / CLEMENT	1:42.015	13:22:22.342	10	LCR Honda
6	ELLIS / CLEMENT	1:42.011	13:24:04.353	11	LCR Honda

#### Session Leader History

NO	NAME	FROM LAP	LAPS LED	DISTANCE	VEHICLE
16	BIRCHALL / BIRCHALL	1	8	17.44 miles	LCR Yamaha
6	ELLIS / CLEMENT	9	6	13.08 miles	LCR Honda

#### Flag History

TYPE	TIME OF DAY
GREEN	13:04:54.591
FINISH	13:29:13.622

#### Flag Statistics

TYPE	COUNT	TOTAL LAPS	TOTAL TIME
Green	1	14	26:19.123
Red	0	0	0.000
Safety Car	0	0	0.000
FCY	0	0	0.000

Weather / Track : Drizzle / Damp

Cadwell Park  
 Circuit Length = 2.1800 miles  
 Start: 13:04 Flag 13:29 End: 13:31

Results can be found at [www.tsl-timing.com](http://www.tsl-timing.com)

Printed - 13:32 Sunday, 08 August 2021

2021 Molson Group British Sidecar Championship  
RIDERS POINTS AFTER ROUND 8



		TOTAL	GAP	DIFF	1	2	3	4	5	6	7	8	9	10	11	12	13	14	15	16	17	Wins	Seconds	Thirds
					25th-27th June	Oulton Park International	23rd-25th July	Brands Hatch GP	30th July-1st August	Thruxton	6th-8th August		Cadwell Park	20th-22nd August	Cadwell Park	3rd-5th September	Snetterton 300	1st-3rd October	Donington Park GP	15th-17th October	Brands Hatch GP			
1	BIRCHALL / BIRCHALL (LCR Honda)	195			25 25	25 25	25 25	25 25	25 25	25 20												7	1	0
2	BLACKSTOCK / ROSNEY (LCR Yamaha)	97	98		20	3 16	16 10	16 16														0	1	4
3	HOLLAND / CHRISTIE (LCR Kawasaki)	82	113	15	8	13 11	11 16	10 13														0	0	1
4	J.HOLDEN / PITT (Adolf RS Yamaha)	79	116	3	11 13	11	13 13	9 9														0	0	0
5	CHRISTIE / CHRISTIE (LCR Yamaha)	76	119	3	20 16	20 20																0	3	1
6	PHILP / BRYANT (LCR Yamaha)	69	126	7	16		20 20	13														0	2	1
7	LAWRIE / SMITHIES (LCR Suzuki)	63	132	6	13 10	16 13	11															0	0	1
8	ARCHER / HYDE (Adolf RS Yamaha)	60	135	3	8 5	10 10	10 7	5 5														0	0	0
9	PEACH / EDWARDS (LCR Yamaha)	55	140	5	7 9	9 7	8	7 8														0	0	0
10	BIGGS / SCHMITZ (LCR Yamaha)	52	143	3	10 11		9	11 11														0	0	0
11	G.HOLDEN / LAWRENCE (LCR Suzuki)	49	146	3	9	7 8	3 4	8 10														0	0	0
12	ELLIS / CLEMENT (LCR Honda)	45	150	4						20 25												1	1	0
13	CLARKE / ENSOR (LCR Honda)	37	158	8	4 6	5 6	4 2	3 7														0	0	0
14	BELL / CONNELL (LCR Yamaha)	34	161	3		8 9	9 8															0	0	0
15	ROBINSON / FAIRHURST (LCR Yamaha)	24	171	10	6		7 3	4 4														0	0	0
16	CABLE / WATSON (LCR Yamaha)	23	172	1			5 6	6 6														0	0	0
17	GILBERT / THOMAS (Adolf RS Yamaha)	17	178	6		6	6 5															0	0	0
18	CURRIE / SHARPE (LCR Yamaha)	12	183	5	5 7																	0	0	0

**International Sidecar Revival Meeting 2021**  
**Molson Group British Sidecar Championship**  
**RACE 13 - GRID (12 Laps)**



ROW 6	11	19	ROBINSON / FAIRHURST	1:47.436	12	111	CABLE / WATSON	1:48.073
ROW 5	9	4	PEACH / EDWARDS	1:46.445	10	70	ARCHER / HYDE	1:46.695
ROW 4	7	93	G. HOLDEN / LAWRENCE	1:44.378	8	17	CLARKE / ENSOR	1:45.865
ROW 3	5	95	BLACKSTOCK / ROSNEY	1:44.017	6	60	HOLLAND / CHRISTIE	1:44.373
ROW 2	3	2	J. HOLDEN / PITT	1:43.687	4	5	BIGGS / SCHMITZ	1:43.905
ROW 1	1	6	ELLIS / CLEMENT	1:42.011	2	16	BIRCHALL / BIRCHALL	1:42.382
<b>Pole</b>								

Cadwell Park

Circuit Length = 2.1800 miles

**These results are provisional until the conclusion of any judicial and technical matters.**

Clerk Of Course :	Stewards :	Timekeeper : Craig Smith
-------------------	------------	--------------------------

Results can be found at [www.tsl-timing.com](http://www.tsl-timing.com)

Printed - 13:33 Sunday, 08 August 2021



International Sidecar Revival Meeting 2021  
 Molson Group British Sidecar Championship  
**RACE 13 - CLASSIFICATION**



POS	NO	NAME	ENTRY	LAPS	TIME	GAP	DIFF	MPH	BEST	ON
1	6	ELLIS / CLEMENT	LCR Honda - Santander Salt	12	21:14.776			73.87	1:42.641	3
2	16	BIRCHALL / BIRCHALL	LCR Yamaha - Haith	12	21:37.052	22.276	22.276	72.60	1:43.720	2
3	95	BLACKSTOCK / ROSNEY	LCR Yamaha - DHR/Express Tyre Services	12	21:49.350	34.574	12.298	71.92	1:45.488	2
4	60	HOLLAND / CHRISTIE	LCR Kawasaki - Team JH Racing	12	21:50.473	35.697	1.123	71.86	1:46.419	4
5	2	J. HOLDEN / PITT	Adolf RS Yamaha - SBR	12	22:07.311	52.535	16.838	70.95	1:47.308	2
6	4	PEACH / EDWARDS	LCR Yamaha - Life Safety Motorsport	12	22:17.249	1:02.473	9.938	70.42	1:49.550	2
7	93	G. HOLDEN / LAWRENCE	LCR Suzuki - Holden racing	12	22:33.379	1:18.603	16.130	69.58	1:48.296	3
8	19	ROBINSON / FAIRHURST	LCR Yamaha - 24/seven courier service	12	22:36.196	1:21.420	2.817	69.44	1:51.094	3
9	111	CABLE / WATSON	LCR Yamaha - Cable Racing/L&W Contractors	12	22:41.691	1:26.915	5.495	69.16	1:51.005	3
10	70	ARCHER / HYDE	Adolf RS Yamaha - Hannafin Contractors	12	22:42.482	1:27.706	0.791	69.12	1:51.158	3

NOT CLASSIFIED

DNF	5	BIGGS / SCHMITZ	LCR Yamaha - Express Tyre Service/Santander Salt	3	5:59.862	9 Laps	9 Laps	65.42	1:54.904	3
DNF	17	CLARKE / ENSOR	LCR Honda - City Lifting .CYB fibreglass	1	2:20.873	11 Laps	2 Laps	55.71	2:20.873	1

FASTEST LAP

6	ELLIS / CLEMENT	LCR Honda - Santander Salt	3	1:42.641	76.46 mph	123.05 kph
---	-----------------	----------------------------	---	----------	-----------	------------

92.5% of Race Speed = 68.32 mph

Weather / Track : Rain / Wet

These results are provisional until the conclusion of any judicial and technical matters.

Cadwell Park: 2.1800 miles

Race Distance: 12 Laps / 26.16 miles

Start: 16:43 Flag 17:05 End: 17:06

Clerk Of Course :	Stewards :	Timekeeper : Craig Smith
-------------------	------------	--------------------------

Results can be found at [www.tsl-timing.com](http://www.tsl-timing.com)

Printed - 17:07 Sunday, 08 August 2021



# International Sidecar Revival Meeting 2021

## Molson Group British Sidecar Championship

### RACE 13 - LAP CHART

#### LAP 1 @ 16:45:39.106

NO	BEHIND	LAP TIME
16		1:50.068
6	0.236	1:50.304
95	2.637	1:52.705
60	3.720	1:53.788
2	4.830	1:54.898
4	5.862	1:55.930
93	6.294	1:56.362
70	8.573	1:58.641
19	9.802	1:59.870
111	10.153	2:00.221
5	18.057	2:08.125
17	30.805	2:20.873

#### LAP 2 @ 16:47:22.826

NO	BEHIND	LAP TIME
16		1:43.720
6	0.204	1:43.688
95	4.405	1:45.488
60	7.036	1:47.036
2	8.418	1:47.308
4	11.692	1:49.550
93	12.053	1:49.479
70	16.499	1:51.646
19	17.222	1:51.140
111	17.647	1:51.214
5	31.170	1:56.833

#### LAP 3 @ 16:49:05.671

NO	BEHIND	LAP TIME
6		1:42.641
16	1.521	1:44.366
95	7.426	1:45.866
60	11.105	1:46.914
2	12.999	1:47.426
93	17.504	1:48.296
4	20.076	1:51.229
70	24.812	1:51.158
19	25.471	1:51.094
111	25.807	1:51.005
5	43.229	1:54.904

#### LAP 4 @ 16:50:48.578

NO	BEHIND	LAP TIME
6		1:42.907
16	3.200	1:44.586
95	11.079	1:46.560
60	14.617	1:46.419
2	17.510	1:47.418
93	23.335	1:48.738
4	27.821	1:50.652
70	34.012	1:52.107
19	34.311	1:51.747
111	34.502	1:51.602

#### LAP 5 @ 16:52:33.711

NO	BEHIND	LAP TIME
6		1:45.133
16	4.139	1:46.072
95	14.452	1:48.506

60	17.080	1:47.596
2	22.244	1:49.867
93	27.773	1:49.571
4	34.296	1:51.608
70	41.244	1:52.365
111	41.416	1:52.047
19	42.450	1:53.272

#### LAP 6 @ 16:54:18.808

NO	BEHIND	LAP TIME
6		1:45.097
16	5.670	1:46.628
95	17.740	1:48.385
60	19.967	1:47.984
2	27.400	1:50.253
93	32.667	1:49.991
4	41.576	1:52.377
111	48.443	1:52.124
70	49.181	1:53.034
19	49.962	1:52.609

#### LAP 7 @ 16:56:05.441

NO	BEHIND	LAP TIME
6		1:46.633
16	7.935	1:48.898
95	21.306	1:50.199
60	22.665	1:49.331
2	32.302	1:51.535
93	36.458	1:50.424
4	46.303	1:51.360
111	55.384	1:53.574
19	56.230	1:52.901
70	58.810	1:56.262

#### LAP 8 @ 16:57:52.704

NO	BEHIND	LAP TIME
6		1:47.263
16	9.710	1:49.038
95	24.105	1:50.062
60	24.874	1:49.472
2	37.115	1:52.076
93	39.658	1:50.463
4	49.961	1:50.921
19	1:00.633	1:51.666
111	1:04.429	1:56.308
70	1:05.704	1:54.157

#### LAP 9 @ 16:59:40.066

NO	BEHIND	LAP TIME
6		1:47.362
16	12.330	1:49.982
95	26.864	1:50.121
60	28.001	1:50.489
2	41.323	1:51.570
93	42.737	1:50.441
4	53.332	1:50.733
19	1:05.259	1:51.988
111	1:10.271	1:53.204
70	1:12.059	1:53.717

#### LAP 10 @ 17:01:26.832

NO	BEHIND	LAP TIME
6		1:46.766
16	15.793	1:50.229
95	30.715	1:50.617
60	31.794	1:50.559
2	45.696	1:51.139
93	45.923	1:49.952
4	57.478	1:50.912
19	1:10.717	1:52.224
111	1:16.729	1:53.224
70	1:18.264	1:52.971

#### LAP 11 @ 17:03:15.001

NO	BEHIND	LAP TIME
6		1:48.169
16	18.441	1:50.817
95	32.890	1:50.344
60	33.887	1:50.262
2	48.960	1:51.433
4	1:00.962	1:51.653
93	1:15.349	2:17.595
19	1:16.828	1:54.280
111	1:22.414	1:53.854
70	1:23.388	1:53.293

#### LAP 12 @ 17:05:03.814

NO	BEHIND	LAP TIME
6		1:48.813
16	22.276	1:52.648
95	34.574	1:50.497
60	35.697	1:50.623
2	52.535	1:52.388
4	1:02.473	1:50.324
93	1:18.603	1:52.067
19	1:21.420	1:53.405
111	1:26.915	1:53.314
70	1:27.706	1:53.131

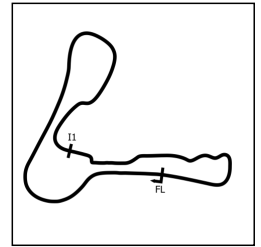
Weather / Track : Rain / Wet

Results can be found at [www.tsl-timing.com](http://www.tsl-timing.com)

Cadwell Park  
Circuit Length = 2.1800 miles  
Start: 16:43 Flag 17:05 End: 17:06

Printed - 17:07 Sunday, 08 August 2021

**International Sidecar Revival Meeting 2021**  
**Molson Group British Sidecar Championship**  
**RACE 13 - SECTOR ANALYSIS**



SECTOR 1 = FL to I1, SECTOR 2 = I1 to FL, DIFF = Difference To Personal Best Lap, P = Crossed Finish Line in Pit Lane, D = Time Disallowed

<b>P1 6</b>		<b>ELLIS / CLEMENT</b>		LCR Honda - Santander Salt		
IDEAL LAP TIME : 1:42.400		BEST LAP TIME : 1:42.641		DIFFERENCE : 0.241		
LAP	SECTOR 1	SECTOR 2	LAP TIME	MPH	DIFF	TIME OF DAY
1 -		44.761	1:50.304	71.14	7.663	16:45:39.342
2 -	58.854	44.834	1:43.688 (3)	75.68	1.047	16:47:23.030
3 -	58.813	<b>43.828</b>	<b>1:42.641 (1)</b>	<b>76.46</b>		<b>16:49:05.671</b>
4 -	<b>58.572</b>	44.335	1:42.907 (2)	76.26	0.266	16:50:48.578
5 -	1:00.037	45.096	1:45.133	74.64	2.492	16:52:33.711
6 -	59.948	45.149	1:45.097	74.67	2.456	16:54:18.808
7 -	1:01.026	45.607	1:46.633	73.59	3.992	16:56:05.441
8 -	1:01.712	45.551	1:47.263	73.16	4.622	16:57:52.704
9 -	1:01.664	45.698	1:47.362	73.09	4.721	16:59:40.066
10 -	1:01.409	45.357	1:46.766	73.50	4.125	17:01:26.832
11 -	1:02.385	45.784	1:48.169	72.55	5.528	17:03:15.001
12 -	1:02.764	46.049	1:48.813	72.12	6.172	17:05:03.814

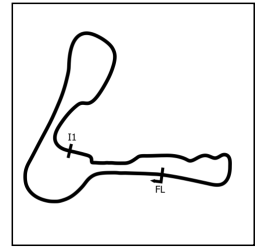
<b>P2 16</b>		<b>BIRCHALL / BIRCHALL</b>		LCR Yamaha - Haith		
IDEAL LAP TIME : 1:43.481		BEST LAP TIME : 1:43.720		DIFFERENCE : 0.239		
LAP	SECTOR 1	SECTOR 2	LAP TIME	MPH	DIFF	TIME OF DAY
1 -		44.997	1:50.068	71.30	6.348	16:45:39.106
2 -	<b>58.848</b>	44.872	<b>1:43.720 (1)</b>	<b>75.66</b>		<b>16:47:22.826</b>
3 -	59.733	<b>44.633</b>	1:44.366 (2)	75.19	0.646	16:49:07.192
4 -	59.535	45.051	1:44.586 (3)	75.03	0.866	16:50:51.778
5 -	1:00.406	45.666	1:46.072	73.98	2.352	16:52:37.850
6 -	1:00.806	45.822	1:46.628	73.60	2.908	16:54:24.478
7 -	1:02.388	46.510	1:48.898	72.06	5.178	16:56:13.376
8 -	1:02.510	46.528	1:49.038	71.97	5.318	16:58:02.414
9 -	1:02.761	47.221	1:49.982	71.35	6.262	16:59:52.396
10 -	1:03.439	46.790	1:50.229	71.19	6.509	17:01:42.625
11 -	1:03.661	47.156	1:50.817	70.82	7.097	17:03:33.442
12 -	1:04.254	48.394	1:52.648	69.66	8.928	17:05:26.090

<b>P3 95</b>		<b>BLACKSTOCK / ROSNEY</b>		LCR Yamaha - DHR/Express Tyre Services		
IDEAL LAP TIME : 1:45.377		BEST LAP TIME : 1:45.488		DIFFERENCE : 0.111		
LAP	SECTOR 1	SECTOR 2	LAP TIME	MPH	DIFF	TIME OF DAY
1 -		45.852	1:52.705	69.63	7.217	16:45:41.743
2 -	<b>1:00.248</b>	45.240	<b>1:45.488 (1)</b>	<b>74.39</b>		<b>16:47:27.231</b>
3 -	1:00.737	<b>45.129</b>	1:45.866 (2)	74.13	0.378	16:49:13.097
4 -	1:00.963	45.597	1:46.560 (3)	73.64	1.072	16:50:59.657
5 -	1:02.660	45.846	1:48.506	72.32	3.018	16:52:48.163
6 -	1:02.115	46.270	1:48.385	72.40	2.897	16:54:36.548
7 -	1:03.765	46.434	1:50.199	71.21	4.711	16:56:26.747
8 -	1:03.518	46.544	1:50.062	71.30	4.574	16:58:16.809
9 -	1:03.598	46.523	1:50.121	71.26	4.633	17:00:06.930
10 -	1:04.056	46.561	1:50.617	70.94	5.129	17:01:57.547
11 -	1:03.747	46.597	1:50.344	71.12	4.856	17:03:47.891
12 -	1:03.940	46.557	1:50.497	71.02	5.009	17:05:38.388

Weather / Track : Rain / Wet

Cadwell Park  
 Circuit Length = 2.1800 miles  
 Start: 16:43 Flag 17:05 End: 17:06

**International Sidecar Revival Meeting 2021**  
**Molson Group British Sidecar Championship**  
**RACE 13 - SECTOR ANALYSIS**



SECTOR 1 = FL to I1, SECTOR 2 = I1 to FL, DIFF = Difference To Personal Best Lap, P = Crossed Finish Line in Pit Lane, D = Time Disallowed

<b>P4 60</b>		<b>HOLLAND / CHRISTIE</b>		LCR Kawasaki - Team JH Racing		
IDEAL LAP TIME : 1:46.419		BEST LAP TIME : 1:46.419		DIFFERENCE : 0.000		
LAP	SECTOR 1	SECTOR 2	LAP TIME	MPH	DIFF	TIME OF DAY
1 -		46.285	1:53.788	68.97	7.369	16:45:42.826
2 -	1:01.470	45.566	1:47.036 (3)	73.32	0.617	16:47:29.862
3 -	1:01.319	45.595	1:46.914 (2)	73.40	0.495	16:49:16.776
<b>4 -</b>	<b>1:00.910</b>	<b>45.509</b>	<b>1:46.419 (1)</b>	<b>73.74</b>		<b>16:51:03.195</b>
5 -	1:01.480	46.116	1:47.596	72.94	1.177	16:52:50.791
6 -	1:01.732	46.252	1:47.984	72.67	1.565	16:54:38.775
7 -	1:02.769	46.562	1:49.331	71.78	2.912	16:56:28.106
8 -	1:02.990	46.482	1:49.472	71.69	3.053	16:58:17.578
9 -	1:03.561	46.928	1:50.489	71.03	4.070	17:00:08.067
10 -	1:03.697	46.862	1:50.559	70.98	4.140	17:01:58.626
11 -	1:03.472	46.790	1:50.262	71.17	3.843	17:03:48.888
12 -	1:03.063	47.560	1:50.623	70.94	4.204	17:05:39.511

<b>P5 2</b>		<b>J. HOLDEN / PITT</b>		Adolf RS Yamaha - SBR		
IDEAL LAP TIME : 1:47.054		BEST LAP TIME : 1:47.308		DIFFERENCE : 0.254		
LAP	SECTOR 1	SECTOR 2	LAP TIME	MPH	DIFF	TIME OF DAY
1 -		46.477	1:54.898	68.30	7.590	16:45:43.936
<b>2 -</b>	<b>1:00.952</b>	46.356	<b>1:47.308 (1)</b>	<b>73.13</b>		<b>16:47:31.244</b>
3 -	1:01.022	46.404	1:47.426 (3)	73.05	0.118	16:49:18.670
4 -	1:01.316	<b>46.102</b>	1:47.418 (2)	73.06	0.110	16:51:06.088
5 -	1:02.961	46.906	1:49.867	71.43	2.559	16:52:55.955
6 -	1:03.204	47.049	1:50.253	71.18	2.945	16:54:46.208
7 -	1:03.674	47.861	1:51.535	70.36	4.227	16:56:37.743
8 -	1:03.867	48.209	1:52.076	70.02	4.768	16:58:29.819
9 -	1:04.131	47.439	1:51.570	70.34	4.262	17:00:21.389
10 -	1:03.874	47.265	1:51.139	70.61	3.831	17:02:12.528
11 -	1:04.105	47.328	1:51.433	70.42	4.125	17:04:03.961
12 -	1:04.261	48.127	1:52.388	69.83	5.080	17:05:56.349

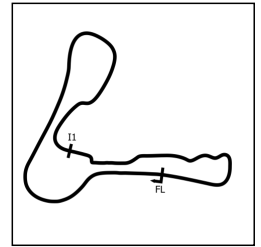
<b>P6 4</b>		<b>PEACH / EDWARDS</b>		LCR Yamaha - Life Safety Motorsport		
IDEAL LAP TIME : 1:49.550		BEST LAP TIME : 1:49.550		DIFFERENCE : 0.000		
LAP	SECTOR 1	SECTOR 2	LAP TIME	MPH	DIFF	TIME OF DAY
1 -		46.419	1:55.930	67.69	6.380	16:45:44.968
<b>2 -</b>	<b>1:03.154</b>	<b>46.396</b>	<b>1:49.550 (1)</b>	<b>71.63</b>		<b>16:47:34.518</b>
3 -	1:04.048	47.181	1:51.229	70.55	1.679	16:49:25.747
4 -	1:03.454	47.198	1:50.652 (3)	70.92	1.102	16:51:16.399
5 -	1:04.339	47.269	1:51.608	70.31	2.058	16:53:08.007
6 -	1:05.037	47.340	1:52.377	69.83	2.827	16:55:00.384
7 -	1:04.532	46.828	1:51.360	70.47	1.810	16:56:51.744
8 -	1:04.033	46.888	1:50.921	70.75	1.371	16:58:42.665
9 -	1:03.947	46.786	1:50.733	70.87	1.183	17:00:33.398
10 -	1:04.125	46.787	1:50.912	70.75	1.362	17:02:24.310
11 -	1:04.115	47.538	1:51.653	70.28	2.103	17:04:15.963
12 -	1:03.464	46.860	1:50.324 (2)	71.13	0.774	17:06:06.287

Weather / Track : Rain / Wet

Cadwell Park  
 Circuit Length = 2.1800 miles  
 Start: 16:43 Flag 17:05 End: 17:06



**International Sidecar Revival Meeting 2021**  
**Molson Group British Sidecar Championship**  
**RACE 13 - SECTOR ANALYSIS**



SECTOR 1 = FL to I1, SECTOR 2 = I1 to FL, DIFF = Difference To Personal Best Lap, P = Crossed Finish Line in Pit Lane, D = Time Disallowed

<b>P7 93</b>		<b>G. HOLDEN / LAWRENCE</b>		LCR Suzuki - Holden racing			
IDEAL LAP TIME : 1:48.296		BEST LAP TIME : 1:48.296		DIFFERENCE : 0.000			
LAP	SECTOR 1	SECTOR 2	LAP TIME	MPH	DIFF	TIME OF DAY	
1 -		46.308	1:56.362	67.44	8.066	16:45:45.400	
2 -	1:03.141	46.338	1:49.479 (3)	71.68	1.183	16:47:34.879	
3 -	<b>1:02.791</b>	<b>45.505</b>	<b>1:48.296 (1)</b>	<b>72.46</b>		<b>16:49:23.175</b>	
4 -	1:02.827	45.911	1:48.738 (2)	72.17	0.442	16:51:11.913	
5 -	1:03.131	46.440	1:49.571	71.62	1.275	16:53:01.484	
6 -	1:03.478	46.513	1:49.991	71.35	1.695	16:54:51.475	
7 -	1:04.206	46.218	1:50.424	71.07	2.128	16:56:41.899	
8 -	1:04.242	46.221	1:50.463	71.04	2.167	16:58:32.362	
9 -	1:03.971	46.470	1:50.441	71.06	2.145	17:00:22.803	
10 -	1:03.573	46.379	1:49.952	71.37	1.656	17:02:12.755	
11 -	1:04.369	1:13.226	2:17.595	57.03	29.299	17:04:30.350	
12 -	1:04.929	47.138	1:52.067	70.03	3.771	17:06:22.417	

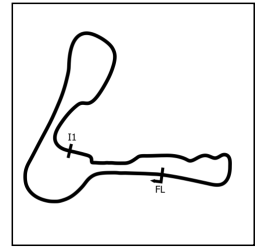
<b>P8 19</b>		<b>ROBINSON / FAIRHURST</b>		LCR Yamaha - 24/seven courier service			
IDEAL LAP TIME : 1:50.808		BEST LAP TIME : 1:51.094		DIFFERENCE : 0.286			
LAP	SECTOR 1	SECTOR 2	LAP TIME	MPH	DIFF	TIME OF DAY	
1 -		48.105	1:59.870	65.47	8.776	16:45:48.908	
2 -	1:03.770	47.370	1:51.140 (2)	70.61	0.046	16:47:40.048	
3 -	1:03.791	47.303	<b>1:51.094 (1)</b>	<b>70.64</b>		<b>16:49:31.142</b>	
4 -	<b>1:03.599</b>	48.148	1:51.747	70.23	0.653	16:51:22.889	
5 -	1:04.957	48.315	1:53.272	69.28	2.178	16:53:16.161	
6 -	1:04.525	48.084	1:52.609	69.69	1.515	16:55:08.770	
7 -	1:04.657	48.244	1:52.901	69.51	1.807	16:57:01.671	
8 -	1:04.457	<b>47.209</b>	1:51.666 (3)	70.28	0.572	16:58:53.337	
9 -	1:04.701	47.287	1:51.988	70.07	0.894	17:00:45.325	
10 -	1:04.293	47.931	1:52.224	69.93	1.130	17:02:37.549	
11 -	1:04.955	49.325	1:54.280	68.67	3.186	17:04:31.829	
12 -	1:05.472	47.933	1:53.405	69.20	2.311	17:06:25.234	

<b>P9 111</b>		<b>CABLE / WATSON</b>		LCR Yamaha - Cable Racing/L&W Contractors			
IDEAL LAP TIME : 1:50.939		BEST LAP TIME : 1:51.005		DIFFERENCE : 0.066			
LAP	SECTOR 1	SECTOR 2	LAP TIME	MPH	DIFF	TIME OF DAY	
1 -		47.613	2:00.221	65.28	9.216	16:45:49.259	
2 -	1:03.983	47.231	1:51.214 (2)	70.56	0.209	16:47:40.473	
3 -	1:03.816	<b>47.189</b>	<b>1:51.005 (1)</b>	<b>70.70</b>		<b>16:49:31.478</b>	
4 -	<b>1:03.750</b>	47.852	1:51.602 (3)	70.32	0.597	16:51:23.080	
5 -	1:04.447	47.600	1:52.047	70.04	1.042	16:53:15.127	
6 -	1:04.156	47.968	1:52.124	69.99	1.119	16:55:07.251	
7 -	1:04.572	49.002	1:53.574	69.10	2.569	16:57:00.825	
8 -	1:07.279	49.029	1:56.308	67.47	5.303	16:58:57.133	
9 -	1:05.042	48.162	1:53.204	69.32	2.199	17:00:50.337	
10 -	1:05.087	48.137	1:53.224	69.31	2.219	17:02:43.561	
11 -	1:05.317	48.537	1:53.854	68.93	2.849	17:04:37.415	
12 -	1:04.922	48.392	1:53.314	69.25	2.309	17:06:30.729	

Weather / Track : Rain / Wet

Cadwell Park  
 Circuit Length = 2.1800 miles  
 Start: 16:43 Flag 17:05 End: 17:06

**International Sidecar Revival Meeting 2021**  
**Molson Group British Sidecar Championship**  
**RACE 13 - SECTOR ANALYSIS**



SECTOR 1 = FL to I1, SECTOR 2 = I1 to FL, DIFF = Difference To Personal Best Lap, P = Crossed Finish Line in Pit Lane, D = Time Disallowed

<b>P10 70</b>		<b>ARCHER / HYDE</b>		Adolf RS Yamaha - Hannafin Contractors		
IDEAL LAP TIME : 1:51.094		BEST LAP TIME : 1:51.158		DIFFERENCE : 0.064		
LAP	SECTOR 1	SECTOR 2	LAP TIME	MPH	DIFF	TIME OF DAY
1 -		47.555	1:58.641	66.14	7.483	16:45:47.679
2 -	1:04.157	<b>47.489</b>	1:51.646 (2)	70.29	0.488	16:47:39.325
3 -	<b>1:03.605</b>	47.553	<b>1:51.158 (1)</b>	<b>70.60</b>		<b>16:49:30.483</b>
4 -	1:03.938	48.169	1:52.107 (3)	70.00	0.949	16:51:22.590
5 -	1:04.398	47.967	1:52.365	69.84	1.207	16:53:14.955
6 -	1:04.920	48.114	1:53.034	69.43	1.876	16:55:07.989
7 -	1:05.826	50.436	1:56.262	67.50	5.104	16:57:04.251
8 -	1:05.612	48.545	1:54.157	68.74	2.999	16:58:58.408
9 -	1:05.291	48.426	1:53.717	69.01	2.559	17:00:52.125
10 -	1:04.614	48.357	1:52.971	69.46	1.813	17:02:45.096
11 -	1:04.826	48.467	1:53.293	69.27	2.135	17:04:38.389
12 -	1:04.985	48.146	1:53.131	69.37	1.973	17:06:31.520

<b>P11 5</b>		<b>BIGGS / SCHMITZ</b>		LCR Yamaha - Express Tyre Service/Santander Salt		
IDEAL LAP TIME : 1:54.904		BEST LAP TIME : 1:54.904		DIFFERENCE : 0.000		
LAP	SECTOR 1	SECTOR 2	LAP TIME	MPH	DIFF	TIME OF DAY
1 -		50.265	2:08.125 (3)	61.25	13.221	16:45:57.163
2 -	1:06.949	49.884	1:56.833 (2)	67.17	1.929	16:47:53.996
3 -	<b>1:05.800</b>	<b>49.104</b>	<b>1:54.904 (1)</b>	<b>68.30</b>		<b>16:49:48.900</b>

<b>P12 17</b>		<b>CLARKE / ENSOR</b>		LCR Honda - City Lifting .CYB fibreglass		
IDEAL LAP TIME : 2:11.218		BEST LAP TIME : 2:20.873		DIFFERENCE : 9.655		
LAP	SECTOR 1	SECTOR 2	LAP TIME	MPH	DIFF	TIME OF DAY
1 -		<b>55.323</b>	<b>2:20.873 (1)</b>	<b>55.71</b>		<b>16:46:09.911</b>

Weather / Track : Rain / Wet

Cadwell Park  
 Circuit Length = 2.1800 miles  
 Start: 16:43 Flag 17:05 End: 17:06

**International Sidecar Revival Meeting 2021**  
**Molson Group British Sidecar Championship**  
**RACE 13 - BEST SECTORS**

SECTOR 1			SECTOR 2			IDEAL / BEST COMPARISON						
POS	NO	NAME	TIME	NO	NAME	TIME	POS	NO	NAME	IDEAL	BEST	DIFF
									<b>PERFECT LAP</b>	<b>1:42.400</b>		
1	6	ELLIS / CLEMENT	<b>58.572</b>	6	ELLIS / CLEMENT	<b>43.828</b>	1	6	ELLIS / CLEMENT	1:42.400	1:42.641	<b>0.241</b>
2	16	BIRCHALL / BIRCHALL	<b>58.848</b>	16	BIRCHALL / BIRCHALL	<b>44.633</b>	2	16	BIRCHALL / BIRCHALL	1:43.481	1:43.720	<b>0.239</b>
3	95	BLACKSTOCK / ROSNEY	<b>1:00.248</b>	95	BLACKSTOCK / ROSNEY	<b>45.129</b>	3	95	BLACKSTOCK / ROSNEY	1:45.377	1:45.488	<b>0.111</b>
4	60	HOLLAND / CHRISTIE	<b>1:00.910</b>	93	G. HOLDEN / LAWRENCE	<b>45.505</b>	4	60	HOLLAND / CHRISTIE	1:46.419	1:46.419	<b>0.000</b>
5	2	J. HOLDEN / PITT	<b>1:00.952</b>	60	HOLLAND / CHRISTIE	<b>45.509</b>	5	2	J. HOLDEN / PITT	1:47.054	1:47.308	<b>0.254</b>
6	93	G. HOLDEN / LAWRENCE	<b>1:02.791</b>	2	J. HOLDEN / PITT	<b>46.102</b>	6	93	G. HOLDEN / LAWRENCE	1:48.296	1:48.296	<b>0.000</b>
7	4	PEACH / EDWARDS	<b>1:03.154</b>	4	PEACH / EDWARDS	<b>46.396</b>	7	4	PEACH / EDWARDS	1:49.550	1:49.550	<b>0.000</b>
8	19	ROBINSON / FAIRHURST	<b>1:03.599</b>	111	CABLE / WATSON	<b>47.189</b>	8	19	ROBINSON / FAIRHURST	1:50.808	1:51.094	<b>0.286</b>
9	70	ARCHER / HYDE	<b>1:03.605</b>	19	ROBINSON / FAIRHURST	<b>47.209</b>	9	111	CABLE / WATSON	1:50.939	1:51.005	<b>0.066</b>
10	111	CABLE / WATSON	<b>1:03.750</b>	70	ARCHER / HYDE	<b>47.489</b>	10	70	ARCHER / HYDE	1:51.094	1:51.158	<b>0.064</b>
11	5	BIGGS / SCHMITZ	<b>1:05.800</b>	5	BIGGS / SCHMITZ	<b>49.104</b>	11	5	BIGGS / SCHMITZ	1:54.904	1:54.904	<b>0.000</b>
12	17	CLARKE / ENSOR	<b>1:15.895</b>	17	CLARKE / ENSOR	<b>55.323</b>	12	17	CLARKE / ENSOR	2:11.218	2:20.873	<b>9.655</b>

Weather / Track : Rain / Wet

Results can be found at [www.tsl-timing.com](http://www.tsl-timing.com)

Cadwell Park  
 Circuit Length = 2.1800 miles  
 Start: 16:43 Flag 17:05 End: 17:06

Printed - 17:07 Sunday, 08 August 2021

**International Sidecar Revival Meeting 2021**  
**Molson Group British Sidecar Championship**  
**RACE 13 - STATISTICS**

**Competitors Started** 12  
**Planned Start** 2021-08-08 @ 16:00:00.000  
**Actual Start** 2021-08-08 @ 16:43:49.037  
**Finish Time** 2021-08-08 @ 17:05:03.813  
**Track Length** 2.1800mi.  
**Total Laps** 124  
**Total Distance Covered** 270.3223mi.

**Session Fastest Lap History**

NO	NAME	LAP TIME	TIME OF DAY	LAP	VEHICLE
16	BIRCHALL / BIRCHALL	<b>1:50.068</b>	16:45:39.126	1	LCR Yamaha
16	BIRCHALL / BIRCHALL	<b>1:43.720</b>	16:47:22.845	2	LCR Yamaha
6	ELLIS / CLEMENT	<b>1:43.688</b>	16:47:23.045	2	LCR Honda
6	ELLIS / CLEMENT	<b>1:42.641</b>	16:49:05.687	3	LCR Honda

**Session Leader History**

NO	NAME	FROM LAP	LAPS LED	DISTANCE	VEHICLE
16	BIRCHALL / BIRCHALL	1	2	4.36 miles	LCR Yamaha
6	ELLIS / CLEMENT	3	10	21.80 miles	LCR Honda

**Flag History**

TYPE	TIME OF DAY
GREEN	16:43:49.037
FINISH	17:05:03.813

**Flag Statistics**

TYPE	COUNT	TOTAL LAPS	TOTAL TIME
Green	1	12	22:45.971
Red	0	0	0.000
Safety Car	0	0	0.000
FCY	0	0	0.000

Weather / Track : Rain / Wet

Results can be found at [www.tsl-timing.com](http://www.tsl-timing.com)

Cadwell Park  
 Circuit Length = 2.1800 miles  
 Start: 16:43 Flag 17:05 End: 17:06

Printed - 17:07 Sunday, 08 August 2021

2021 Molson Group British Sidecar Championship  
RIDERS POINTS AFTER ROUND 9



		TOTAL	GAP	DIFF	1	2	3	4	5	6	7	8	9	10	11	12	13	14	15	16	17	Wins	Seconds	Thirds
					25th-27th June	Oulton Park International	23rd-25th July	Brands Hatch GP	30th July-1st August	Thruxton	6th-8th August		Cadwell Park	20th-22nd August	Cadwell Park	3rd-5th September	Snetterton 300	1st-3rd October	Donington Park GP	15th-17th October	Brands Hatch GP			
1	BIRCHALL / BIRCHALL (LCR Honda)	215			25	25	25	25	25	25	25	20	20									7	2	0
2	BLACKSTOCK / ROSNEY (LCR Yamaha)	113	102				20	3	16	16	10	16	16	16								0	1	5
3	HOLLAND / CHRISTIE (LCR Kawasaki)	95	120	18			8	13	11	11	16	10	13	13								0	0	1
4	J.HOLDEN / PITT (Adolf RS Yamaha)	90	125	5			11	13	11	13	13	9	9	11								0	0	0
5	CHRISTIE / CHRISTIE (LCR Yamaha)	76	139	14			20	16	20	20												0	3	1
6	ELLIS / CLEMENT (LCR Honda)	70	145	6							20	25	25									2	1	0
7	PHILP / BRYANT (LCR Yamaha)	69	146	1			16			20	20	13										0	2	1
8	ARCHER / HYDE (Adolf RS Yamaha)	66	149	3			8	5	10	10	10	7	5	5	6							0	0	0
9	PEACH / EDWARDS (LCR Yamaha)	65	150	1			7	9	9	7	8	7	8	10								0	0	0
10	LAWRIE / SMITHIES (LCR Suzuki)	63	152	2			13	10	16	13	11											0	0	1
11	G.HOLDEN / LAWRENCE (LCR Suzuki)	58	157	5			9	7	8	3	4	8	10	9								0	0	0
12	BIGGS / SCHMITZ (LCR Yamaha)	52	163	6			10	11			9	11	11									0	0	0
13	CLARKE / ENSOR (LCR Honda)	37	178	15			4	6	5	6	4	2	3	7								0	0	0
14	BELL / CONNELL (LCR Yamaha)	34	181	3				8	9	9	8											0	0	0
15	ROBINSON / FAIRHURST (LCR Yamaha)	32	183	2			6			7	3	4	4	8								0	0	0
16	CABLE / WATSON (LCR Yamaha)	30	185	2						5	6	6	6	7								0	0	0
17	GILBERT / THOMAS (Adolf RS Yamaha)	17	198	13				6		6	5											0	0	0
18	CURRIE / SHARPE (LCR Yamaha)	12	203	5			5	7														0	0	0

BMCRC-MRO Championships 2021



***RKB-F1***  
***MOTORSPORT***

**Breitenbach  
Rennsportbeläge**  
**PAGID**  
RACING  
THE DIFFERENCE IN BRAKING

# RKB MOTORSPORT / BREITENBACH RENNSPORT F1 SIDECARS

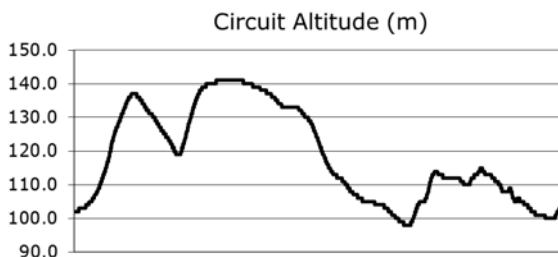
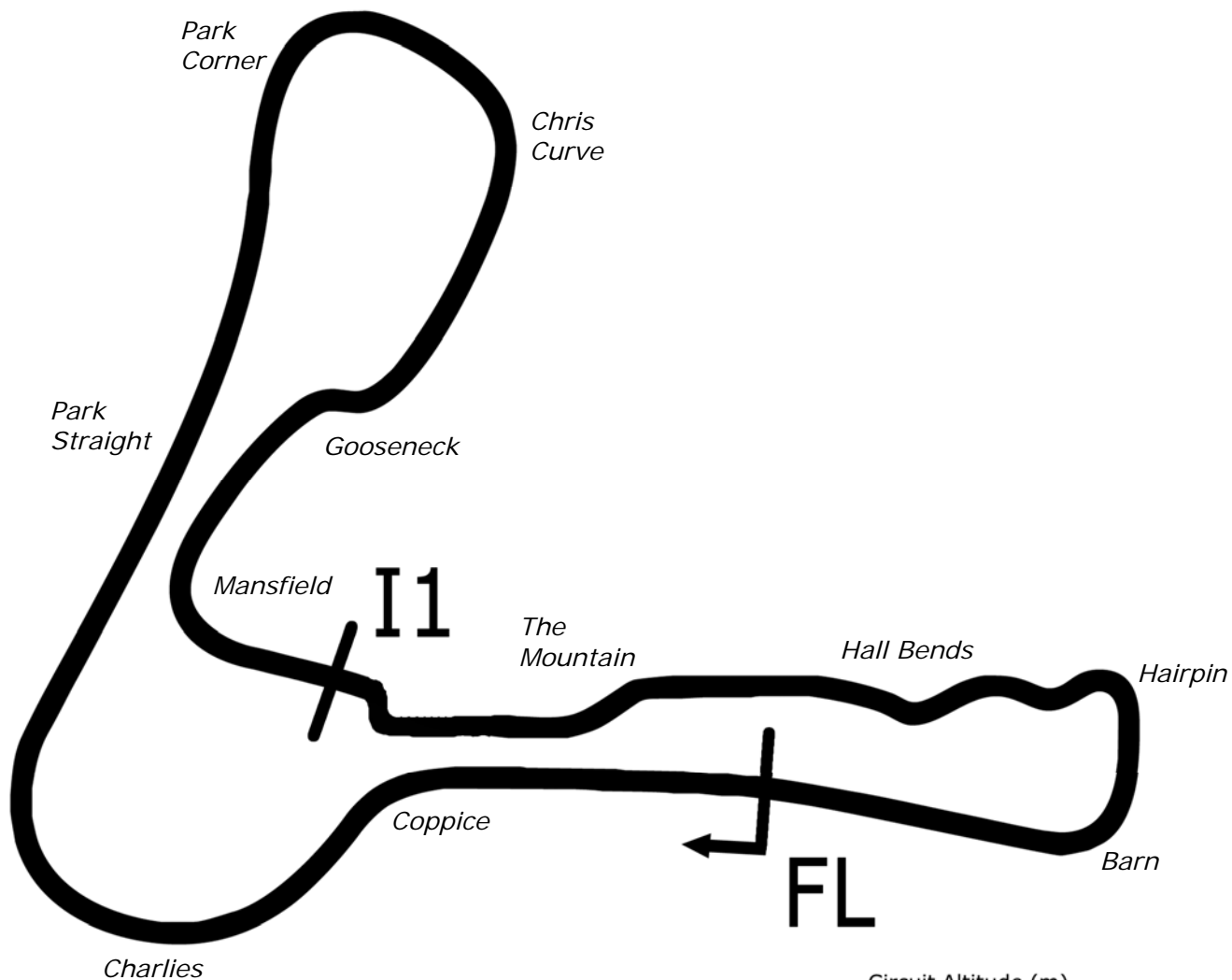
Cadwell Park

7<sup>th</sup> / 8<sup>th</sup> August 2021



Results Provided by Timing Solutions Ltd  
[www.tsl-timing.com](http://www.tsl-timing.com)

# Cadwell Park



Length	2.1800 miles	3508.4 m	
FL		53.31024 N	0.05940 W
I1	2330m	53.30708 N	0.06270 W
Pit Entry	3472m	53.31103 N	0.05889 W
Pit Exit	0m after FL	53.31030 N	0.05940 W
Pit Entry-Pit Exit 92m, 6.6s @50kph, 5.5s @60kph			

All results available at [www.tsl-timing.com](http://www.tsl-timing.com)



### International Sidecar Revival Meeting 2021

### RKB/BMCRC F1 & F2 Sidecars

### QUALIFYING - CLASSIFICATION

POS	NO	CL	PIC NAME	ENTRY	TIME	ON	LAPS	GAP	DIFF	MPH
1	27	F1	1 KIRBY / KIRBY	ARS Yamaha - KRT	1:42.637	6	7			76.46
2	88	F1	2 NICOL / GIBBON	LCR F1 - B&D Roofing, BN Designs Bodyshop, Steve V	1:43.503	6	7	0.866	0.866	75.82
3	25	F2	1 GIBSON / GIBSON	Shelbourne SUZUKI - GDM	1:44.816	7	7	2.179	1.313	74.87
4	8	F2	2 FENWICK / MARTIN	Shelbourne YAMAHA -	1:44.867	3	5	2.230	0.051	74.83
5	117	F1	3 POTTINGER / DODD	LCR Yamaha - GB Precision Eng/Opal Fabrication	1:46.295	3	7	3.658	1.428	73.83
6	62	F1	4 WRIGHT / BAILEY	RYDE Yamaha - Stainless Steel Designs Ltd.	1:47.795	2	4	5.158	1.500	72.80
7	95	F2	3 REMNANT / TILLEY	2002 LUMLEY -	1:50.481	3	6	7.844	2.686	71.03
8	58	F2	4 EASTELL / GEDDES	Shelbourne YAMAHA - Lee Eastell Engineering service	1:50.644	2	4	8.007	0.163	70.93
9	89	F2	5 HAUZWELL / TAYLOR	- Vinyls4U DMH tyres	1:50.841	5	6	8.204	0.197	70.80
10	44	F2	6 KING / SIGSWORTH	Lumley Ireson F2 - T E Solutions uk	1:51.144	5	5	8.507	0.303	70.61
11	37	F2	7 MORPHET / REILLY	LCR SUZUKI -	1:51.293	3	6	8.656	0.149	70.51
12	73	F2	8 GOODIER / BROWN	LCR F2 - Rowtec ltd	1:51.349	6	6	8.712	0.056	70.48
13	42	F1	5 WARD / THOMAS	BMR F1 - ALDE	1:51.676	5	6	9.039	0.327	70.27
14	136	F1	6 EDWARDS / EDWARDS	LCR F1 Suzuki - ECONOMY HEATING SERVICES	1:51.682	4	4	9.045	0.006	70.27
15	6	F2	9 GRISTWOOD / CRACKNALL	Suzuki SUZUKI - Gristwood&Toms	1:52.394	4	4	9.757	0.712	69.82
16	121	F1	7 LAWRENCE / HUGHES	LCR Yamaha - Highfield Transport, JHM autos	1:52.532	2	4	9.895	0.138	69.74
17	22	F2	10 PEARSON / PARKER	LCR SUZUKI -	1:53.334	4	4	10.697	0.802	69.24
18	17	F2	11 THOMAS / NIX	Ireson HONDA - Team Walters And Thomas Sidecar ra	1:55.505	6	6	12.868	2.171	67.94
19	51	F2	12 MCKAY / SZANEL	Baker F2 - Mizar Ltd	1:56.491	5	6	13.854	0.986	67.37
20	61	F1	8 FORREST / MCCAULAY	Yamaha - Tweedvale Motorcycles	1:58.296	5	6	15.659	1.805	66.34
21	66	F2	13 LUMLEY / MORALEE	Lumley KAWASAKI - Lumley Engineering ltd	1:58.530	2	3	15.893	0.234	66.21
22	7	F1	9 GRAY / WHEELER	Yamaha -	1:59.107	2	2	16.470	0.577	65.89
23	19	F2	14 DICKINSON / DICKINSON	Baker SUZUKI - LD Engineering	2:00.204	1	2	17.567	1.097	65.28
24	167	F2	15 PETTMAN / SMITH	Windle 600 YAMAHA - Wintec Racing	2:01.864	4	4	19.227	1.660	64.40
25	120	F2	16 THOMAS / THOMAS	Ireson HONDA - Alford Windows	2:03.003	3	3	20.366	1.139	63.80
26	361	F2	17 QUIRK / SCHOFIELD	Ireson SUZUKI -	2:03.539	3	3	20.902	0.536	63.52
27	67	F1	10 JEFFREY / FIELD	Windle F1 - MJP racing	2:06.214	4	5	23.577	2.675	62.18
28	48	F2	18 BERRY / O'NEILL	D&D Windle SUZUKI - Cutting Hedge Racing.	2:07.075	4	5	24.438	0.861	61.75
29	235	F2	19 DELAMARRE / BUCKLAND	Lumley Engineering F2 - Lumley Engineering	2:09.646	4	4	27.009	2.571	60.53
30	38	F2	20 MOSS / MOSS	Shelbourne YAMAHA R6 - LifeSafety Motorsport - Cha	2:10.240	5	5	27.603	0.594	60.25
31	19	F1	11 MACBRIDE / THOMPSON	LCR Suzuki - Nick Webb	2:15.089	3	3	32.452	4.849	58.09
32	8	F1	12 TAMPIN / TAYLOR	Honda - myself	2:16.731	5	5	34.094	1.642	57.39

Weather / Track : Cloudy / Dry

These results are provisional until the conclusion of any judicial and technical matters.

Cadwell Park

Circuit Length = 2.1800 miles

Start: 09:37 Flag 09:49 End: 09:51

Clerk Of Course :	Stewards :	Timekeeper : Craig Smith
-------------------	------------	--------------------------

Results can be found at [www.tsl-timing.com](http://www.tsl-timing.com)

Printed - 09:51 Saturday, 07 August 2021

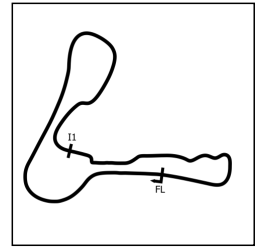




# International Sidecar Revival Meeting 2021

## RKB/BMCRC F1 & F2 Sidecars

### QUALIFYING - SECTOR ANALYSIS



SECTOR 1 = FL to I1, SECTOR 2 = I1 to FL, DIFF = Difference To Personal Best Lap, P = Crossed Finish Line in Pit Lane, D = Time Disallowed

P1 27 F1		KIRBY / KIRBY		ARS Yamaha - KRT			
IDEAL LAP TIME : 1:42.526		BEST LAP TIME : 1:42.637		DIFFERENCE : 0.111			
LAP	SECTOR 1	SECTOR 2	LAP TIME	MPH	DIFF	TIME OF DAY	
1 -	1:03.042	44.477	1:47.519	72.99	4.882	09:39:24.969	
2 -	59.908	43.428	1:43.336 (2)	75.94	0.699	09:41:08.305	
3 -	1:02.836	45.481	1:48.317	72.45	5.680	09:42:56.622	
4 -	1:10.762	46.023	1:56.785	67.20	14.148	09:44:53.407	
5 -	1:01.671	<b>42.667</b>	1:44.338 (3)	75.21	1.701	09:46:37.745	
6 -	<b>59.859</b>	42.778	<b>1:42.637 (1)</b>	<b>76.46</b>		<b>09:48:20.382</b>	
7 -	1:05.450	46.784	1:52.234	69.92	9.597	09:50:12.616	

P2 88 F1		NICOL / GIBBON		LCR F1 - B&D Roofing, BN Designs Bodyshop, Steve Webster			
IDEAL LAP TIME : 1:43.503		BEST LAP TIME : 1:43.503		DIFFERENCE : 0.000			
LAP	SECTOR 1	SECTOR 2	LAP TIME	MPH	DIFF	TIME OF DAY	
1 -	1:03.708	44.975	1:48.683	72.21	5.180	09:39:26.919	
2 -	1:02.005	44.493	1:46.498 (3)	73.69	2.995	09:41:13.417	
3 -	1:05.306	44.288	1:49.594	71.61	6.091	09:43:03.011	
4 -	1:05.196	45.556	1:50.752	70.86	7.249	09:44:53.763	
5 -	1:02.188	43.746	1:45.934 (2)	74.08	2.431	09:46:39.697	
6 -	<b>1:00.248</b>	<b>43.255</b>	<b>1:43.503 (1)</b>	<b>75.82</b>		<b>09:48:23.200</b>	
7 -	1:01.950	45.752	1:47.702	72.86	4.199	09:50:10.902	

P3 25 F2		GIBSON / GIBSON		Shelbourne SUZUKI - GDM			
IDEAL LAP TIME : 1:44.816		BEST LAP TIME : 1:44.816		DIFFERENCE : 0.000			
LAP	SECTOR 1	SECTOR 2	LAP TIME	MPH	DIFF	TIME OF DAY	
1 -	1:07.549	47.281	1:54.830	68.34	10.014	09:39:36.963	
2 -	1:03.794	45.504	1:49.298	71.80	4.482	09:41:26.261	
3 -	1:02.840	46.019	1:48.859 (3)	72.09	4.043	09:43:15.120	
4 -	1:07.155	45.426	1:52.581	69.71	7.765	09:45:07.701	
5 -	1:07.041	44.925	1:51.966	70.09	7.150	09:46:59.667	
6 -	1:03.526	44.740	1:48.266 (2)	72.48	3.450	09:48:47.933	
7 -	<b>1:00.788</b>	<b>44.028</b>	<b>1:44.816 (1)</b>	<b>74.87</b>		<b>09:50:32.749</b>	

P4 8 F2		FENWICK / MARTIN		Shelbourne YAMAHA -			
IDEAL LAP TIME : 1:44.553		BEST LAP TIME : 1:44.867		DIFFERENCE : 0.314			
LAP	SECTOR 1	SECTOR 2	LAP TIME	MPH	DIFF	TIME OF DAY	
1 -	1:04.395	45.814	1:50.209	71.21	5.342	09:39:42.952	
2 -	1:01.912	45.694	1:47.606 (2)	72.93	2.739	09:41:30.558	
3 -	<b>59.781</b>	45.086	<b>1:44.867 (1)</b>	<b>74.83</b>		<b>09:43:15.425</b>	
4 -	1:07.414	45.708	1:53.122	69.37	8.255	09:45:08.547	
5 -	1:05.002	<b>44.772</b>	1:49.774 (3)	71.49	4.907	09:46:58.321	

P5 117 F1		POTTINGER / DODD		LCR Yamaha - GB Precision Eng/Opal Fabrication			
IDEAL LAP TIME : 1:46.295		BEST LAP TIME : 1:46.295		DIFFERENCE : 0.000			
LAP	SECTOR 1	SECTOR 2	LAP TIME	MPH	DIFF	TIME OF DAY	
1 -	1:08.629	48.089	1:56.718	67.23	10.423	09:39:40.283	
2 -	1:04.057	46.528	1:50.585	70.96	4.290	09:41:30.868	
3 -	<b>1:00.560</b>	<b>45.735</b>	<b>1:46.295 (1)</b>	<b>73.83</b>		<b>09:43:17.163</b>	
4 -	1:11.359	48.663	2:00.022	65.38	13.727	09:45:17.185	
5 -	1:09.502	49.798	1:59.300	65.78	13.005	09:47:16.485	
6 -	1:01.435	46.022	1:47.457 (2)	73.03	1.162	09:49:03.942	
7 -	1:02.878	46.401	1:49.279 (3)	71.81	2.984	09:50:53.221	

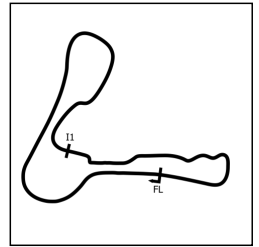
Weather / Track : Cloudy / Dry

Cadwell Park  
 Circuit Length = 2.1800 miles  
 Start: 09:37 Flag 09:49 End: 09:51

# International Sidecar Revival Meeting 2021

## RKB/BMCRC F1 & F2 Sidecars

### QUALIFYING - SECTOR ANALYSIS



SECTOR 1 = FL to I1, SECTOR 2 = I1 to FL, DIFF = Difference To Personal Best Lap, P = Crossed Finish Line in Pit Lane, D = Time Disallowed

P6 62 F1		WRIGHT / BAILEY		RYDE Yamaha - Stainless Steel Designs Ltd.			
IDEAL LAP TIME : 1:47.795		BEST LAP TIME : 1:47.795		DIFFERENCE : 0.000			
LAP	SECTOR 1	SECTOR 2	LAP TIME	MPH	DIFF	TIME OF DAY	
1 -	1:05.620	46.243	1:51.863	70.15	4.068	09:39:29.413	
2 -	<b>1:02.192</b>	<b>45.603</b>	<b>1:47.795 (1)</b>	<b>72.80</b>		<b>09:41:17.208</b>	
3 -	1:02.907	46.182	1:49.089 (2)	71.94	1.294	09:43:06.297	
4 -	1:03.918	46.091	1:50.009 (3)	71.34	2.214	09:44:56.306	

P7 95 F2		REMNANT / TILLEY		2002 LUMLEY -			
IDEAL LAP TIME : 1:50.481		BEST LAP TIME : 1:50.481		DIFFERENCE : 0.000			
LAP	SECTOR 1	SECTOR 2	LAP TIME	MPH	DIFF	TIME OF DAY	
1 -	1:07.847	48.690	1:56.537	67.34	6.056	09:39:55.616	
2 -	1:04.565	47.756	1:52.321 (2)	69.87	1.840	09:41:47.937	
3 -	<b>1:03.140</b>	<b>47.341</b>	<b>1:50.481 (1)</b>	<b>71.03</b>		<b>09:43:38.418</b>	
4 -	1:03.556	48.825	1:52.381 (3)	69.83	1.900	09:45:30.799	
5 -	1:04.867	49.820	1:54.687	68.43	4.206	09:47:25.486	
6 -	1:03.472	51.901	1:55.373	68.02	4.892	09:49:20.859	

P8 58 F2		EASTELL / GEDDES		Shelbourne YAMAHA - Lee Eastell Engineering services ltd			
IDEAL LAP TIME : 1:49.495		BEST LAP TIME : 1:50.644		DIFFERENCE : 1.149			
LAP	SECTOR 1	SECTOR 2	LAP TIME	MPH	DIFF	TIME OF DAY	
1 -	1:05.188	48.813	1:54.001 (2)	68.84	3.357	09:40:03.188	
2 -	1:03.897	<b>46.747</b>	<b>1:50.644 (1)</b>	<b>70.93</b>		<b>09:41:53.832</b>	
3 -	<b>1:02.748</b>	2:49.352	3:52.100	33.81	2:01.456	09:45:45.932	
4 -	1:06.957	47.882	1:54.839 (3)	68.33	4.195	09:47:40.771	

P9 89 F2		HAUXWELL / TAYLOR		- Vinyls4U DMH tyres			
IDEAL LAP TIME : 1:50.567		BEST LAP TIME : 1:50.841		DIFFERENCE : 0.274			
LAP	SECTOR 1	SECTOR 2	LAP TIME	MPH	DIFF	TIME OF DAY	
1 -	1:07.546	52.206	1:59.752	65.53	8.911	09:40:09.255	
2 -	1:09.403	48.272	1:57.675	66.69	6.834	09:42:06.930	
3 -	2:23.038	48.143	3:11.181	41.05	1:20.340	09:45:18.111	
4 -	1:05.912	<b>46.745</b>	1:52.657 (3)	69.66	1.816	09:47:10.768	
5 -	<b>1:03.822</b>	47.019	<b>1:50.841 (1)</b>	<b>70.80</b>		<b>09:49:01.609</b>	
6 -	1:04.668	46.826	1:51.494 (2)	70.39	0.653	09:50:53.103	

P10 44 F2		KING / SIGSWORTH		Lumley Ireson F2 - T E Solutions uk			
IDEAL LAP TIME : 1:51.144		BEST LAP TIME : 1:51.144		DIFFERENCE : 0.000			
LAP	SECTOR 1	SECTOR 2	LAP TIME	MPH	DIFF	TIME OF DAY	
1 -	1:07.692	52.025	1:59.717	65.55	8.573	09:40:20.235	
2 -	1:05.939	50.974	1:56.913	67.12	5.769	09:42:17.148	
3 -	1:04.483	49.305	1:53.788 (2)	68.97	2.644	09:44:10.936	
4 -	1:05.121	49.063	1:54.184 (3)	68.73	3.040	09:46:05.120	
5 -	<b>1:03.874</b>	<b>47.270</b>	<b>1:51.144 (1)</b>	<b>70.61</b>		<b>09:47:56.264</b>	

P11 37 F2		MORPHET / REILLY		LCR SUZUKI -			
IDEAL LAP TIME : 1:50.714		BEST LAP TIME : 1:51.293		DIFFERENCE : 0.579			
LAP	SECTOR 1	SECTOR 2	LAP TIME	MPH	DIFF	TIME OF DAY	
1 -	1:11.172	51.688	2:02.860	63.87	11.567	09:40:13.687	
2 -	1:10.740	<b>46.459</b>	1:57.199	66.96	5.906	09:42:10.886	
3 -	1:04.426	46.867	<b>1:51.293 (1)</b>	<b>70.51</b>		<b>09:44:02.179</b>	
4 -	1:04.824	46.884	1:51.708 (3)	70.25	0.415	09:45:53.887	
5 -	1:04.891	46.508	1:51.399 (2)	70.45	0.106	09:47:45.286	
6 -	<b>1:04.255</b>	50.241	1:54.496	68.54	3.203	09:49:39.782	

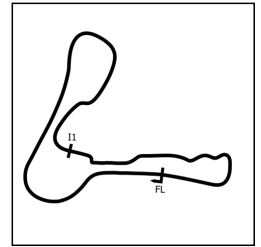
Weather / Track : Cloudy / Dry

Cadwell Park  
Circuit Length = 2.1800 miles  
Start: 09:37 Flag 09:49 End: 09:51

# International Sidecar Revival Meeting 2021

## RKB/BMCRC F1 & F2 Sidecars

### QUALIFYING - SECTOR ANALYSIS



SECTOR 1 = FL to I1, SECTOR 2 = I1 to FL, DIFF = Difference To Personal Best Lap, P = Crossed Finish Line in Pit Lane, D = Time Disallowed

P12 73 F2		GOODIER / BROWN		LCR F2 - Rowtec Ltd			
IDEAL LAP TIME : 1:50.994		BEST LAP TIME : 1:51.349		DIFFERENCE : 0.355			
LAP	SECTOR 1	SECTOR 2	LAP TIME	MPH	DIFF	TIME OF DAY	
1 -	1:07.998	48.006	1:56.004	67.65	4.655	09:39:39.881	
2 -	1:05.466	47.109	1:52.575 (2)	69.71	1.226	09:41:32.456	
3 -	<b>1:04.150</b>	49.108	1:53.258 (3)	69.29	1.909	09:43:25.714	
4 -	1:06.794	50.961	1:57.755	66.64	6.406	09:45:23.469	
5 -	1:07.251	49.484	1:56.735	67.22	5.386	09:47:20.204	
6 -	1:04.505	<b>46.844</b>	<b>1:51.349 (1)</b>	<b>70.48</b>		<b>09:49:11.553</b>	

P13 42 F1		WARD / THOMAS		BMR F1 - ALDE			
IDEAL LAP TIME : 1:51.185		BEST LAP TIME : 1:51.676		DIFFERENCE : 0.491			
LAP	SECTOR 1	SECTOR 2	LAP TIME	MPH	DIFF	TIME OF DAY	
1 -	1:11.030	52.198	2:03.228	63.68	11.552	09:40:20.820	
2 -	1:07.847	51.983	1:59.830	65.49	8.154	09:42:20.650	
3 -	1:06.935	48.484	1:55.419	67.99	3.743	09:44:16.069	
4 -	1:05.134	47.359	1:52.493 (3)	69.76	0.817	09:46:08.562	
5 -	1:04.804	<b>46.872</b>	<b>1:51.676 (1)</b>	<b>70.27</b>		<b>09:48:00.238</b>	
6 -	<b>1:04.313</b>	47.423	1:51.736 (2)	70.23	0.060	09:49:51.974	

P14 136 F1		EDWARDS / EDWARDS		LCR F1 Suzuki - ECONOMY HEATING SERVICES			
IDEAL LAP TIME : 1:51.682		BEST LAP TIME : 1:51.682		DIFFERENCE : 0.000			
LAP	SECTOR 1	SECTOR 2	LAP TIME	MPH	DIFF	TIME OF DAY	
1 -	1:22.237	54.825	2:17.062 (2)	57.25	25.380	09:40:44.855	
2 -	1:15.958	IN PIT	5:32.699 P	23.58	3:41.017	09:46:17.554	
3 -	OUTLAP	48.287	2:02.098	64.27	10.416	09:48:19.652	
4 -	<b>1:05.876</b>	<b>45.806</b>	<b>1:51.682 (1)</b>	<b>70.27</b>		<b>09:50:11.334</b>	

P15 6 F2		GRISTWOOD / CRACKNALL		Suzuki SUZUKI - Gristwood&Toms			
IDEAL LAP TIME : 1:52.394		BEST LAP TIME : 1:52.394		DIFFERENCE : 0.000			
LAP	SECTOR 1	SECTOR 2	LAP TIME	MPH	DIFF	TIME OF DAY	
1 -	1:10.292	52.105	2:02.397	64.11	10.003	09:40:08.787	
2 -	1:07.640	47.837	1:55.477 (3)	67.96	3.083	09:42:04.264	
3 -	1:05.354	48.891	1:54.245 (2)	68.69	1.851	09:43:58.509	
4 -	<b>1:04.896</b>	<b>47.498</b>	<b>1:52.394 (1)</b>	<b>69.82</b>		<b>09:45:50.903</b>	

P16 121 F1		LAWRENCE / HUGHES		LCR Yamaha - Highfield Transport, JHM autos			
IDEAL LAP TIME : 1:51.824		BEST LAP TIME : 1:52.532		DIFFERENCE : 0.708			
LAP	SECTOR 1	SECTOR 2	LAP TIME	MPH	DIFF	TIME OF DAY	
1 -	1:08.419	<b>47.865</b>	1:56.284 (3)	67.49	3.752	09:39:39.459	
2 -	1:04.528	48.004	<b>1:52.532 (1)</b>	<b>69.74</b>		<b>09:41:31.991</b>	
3 -	<b>1:03.959</b>	49.559	1:53.518 (2)	69.13	0.986	09:43:25.509	
4 -	1:06.781	50.729	1:57.510	66.78	4.978	09:45:23.019	

P17 22 F2		PEARSON / PARKER		LCR SUZUKI -			
IDEAL LAP TIME : 1:53.334		BEST LAP TIME : 1:53.334		DIFFERENCE : 0.000			
LAP	SECTOR 1	SECTOR 2	LAP TIME	MPH	DIFF	TIME OF DAY	
1 -	1:16.236	51.735	2:07.971	61.32	14.637	09:40:01.162	
2 -	1:10.348	49.392	1:59.740 (3)	65.54	6.406	09:42:00.902	
3 -	1:06.177	47.947	1:54.124 (2)	68.76	0.790	09:43:55.026	
4 -	<b>1:05.883</b>	<b>47.451</b>	<b>1:53.334 (1)</b>	<b>69.24</b>		<b>09:45:48.360</b>	

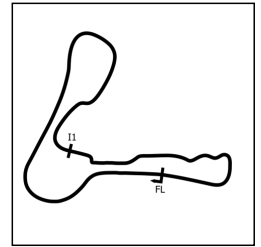
Weather / Track : Cloudy / Dry

Cadwell Park  
Circuit Length = 2.1800 miles  
Start: 09:37 Flag 09:49 End: 09:51

# International Sidecar Revival Meeting 2021

## RKB/BMCRC F1 & F2 Sidecars

### QUALIFYING - SECTOR ANALYSIS



SECTOR 1 = FL to I1, SECTOR 2 = I1 to FL, DIFF = Difference To Personal Best Lap, P = Crossed Finish Line in Pit Lane, D = Time Disallowed

P18 17 F2 THOMAS / NIX		Ireson HONDA - Team Walters And Thomas Sidecar racing				
IDEAL LAP TIME : 1:55.371		BEST LAP TIME : 1:55.505		DIFFERENCE : 0.134		
LAP	SECTOR 1	SECTOR 2	LAP TIME	MPH	DIFF	TIME OF DAY
1 -	1:12.184	51.981	2:04.165	63.20	8.660	09:40:13.565
2 -	1:11.890	51.032	2:02.922	63.84	7.417	09:42:16.487
3 -	1:07.576	49.986	1:57.562	66.75	2.057	09:44:14.049
4 -	1:06.270	49.996	1:56.266 (3)	67.50	0.761	09:46:10.315
5 -	<b>1:06.215</b>	49.291	1:55.506 (2)	67.94	0.001	09:48:05.821
6 -	1:06.349	<b>49.156</b>	<b>1:55.505 (1)</b>	<b>67.94</b>		<b>09:50:01.326</b>

P19 51 F2 MCKAY / SZANEL		Baker F2 - Mizar Ltd				
IDEAL LAP TIME : 1:56.491		BEST LAP TIME : 1:56.491		DIFFERENCE : 0.000		
LAP	SECTOR 1	SECTOR 2	LAP TIME	MPH	DIFF	TIME OF DAY
1 -	1:18.984	51.250	2:10.234	60.26	13.743	09:40:51.149
2 -	1:11.078	54.247	2:05.325	62.62	8.834	09:42:56.474
3 -	1:13.932	50.679	2:04.611	62.98	8.120	09:45:01.085
4 -	1:09.029	48.890	1:57.919 (2)	66.55	1.428	09:46:59.004
5 -	<b>1:07.778</b>	<b>48.713</b>	<b>1:56.491 (1)</b>	<b>67.37</b>		<b>09:48:55.495</b>
6 -	1:11.353	48.945	2:00.298 (3)	65.23	3.807	09:50:55.793

P20 61 F1 FORREST / MCCAULAY		Yamaha - Tweedvale Motorcycles				
IDEAL LAP TIME : 1:58.024		BEST LAP TIME : 1:58.296		DIFFERENCE : 0.272		
LAP	SECTOR 1	SECTOR 2	LAP TIME	MPH	DIFF	TIME OF DAY
1 -	1:17.034	55.871	2:12.905	59.05	14.609	09:40:06.382
2 -	1:12.288	50.201	2:02.489	64.07	4.193	09:42:08.871
3 -	1:09.463	49.904	1:59.367 (3)	65.74	1.071	09:44:08.238
4 -	1:08.882	<b>49.704</b>	1:58.586 (2)	66.18	0.290	09:46:06.824
5 -	<b>1:08.320</b>	49.976	<b>1:58.296 (1)</b>	<b>66.34</b>		<b>09:48:05.120</b>
6 -	1:09.488	50.456	1:59.944	65.43	1.648	09:50:05.064

P21 66 F2 LUMLEY / MORALEE		Lumley KAWASAKI - Lumley Engineering Ltd				
IDEAL LAP TIME : 1:58.528		BEST LAP TIME : 1:58.530		DIFFERENCE : 0.002		
LAP	SECTOR 1	SECTOR 2	LAP TIME	MPH	DIFF	TIME OF DAY
1 -	1:11.435	51.050	2:02.485 (3)	64.07	3.955	09:40:01.433
2 -	1:08.698	<b>49.832</b>	<b>1:58.530 (1)</b>	<b>66.21</b>		<b>09:41:59.963</b>
3 -	<b>1:08.696</b>	49.899	1:58.595 (2)	66.17	0.065	09:43:58.558

P22 7 F1 GRAY / WHEELER		Yamaha -				
IDEAL LAP TIME : 1:53.104		BEST LAP TIME : 1:59.107		DIFFERENCE : 6.003		
LAP	SECTOR 1	SECTOR 2	LAP TIME	MPH	DIFF	TIME OF DAY
1 -	1:12.283	<b>50.290</b>	2:02.573 (2)	64.02	3.466	09:40:17.876
2 -	1:07.678	51.429	<b>1:59.107 (1)</b>	<b>65.89</b>		<b>09:42:16.983</b>

P23 19 F2 DICKINSON / DICKINSON		Baker SUZUKI - LD Engineering				
IDEAL LAP TIME : 2:00.204		BEST LAP TIME : 2:00.204		DIFFERENCE : 0.000		
LAP	SECTOR 1	SECTOR 2	LAP TIME	MPH	DIFF	TIME OF DAY
1 -	<b>1:10.818</b>	<b>49.386</b>	<b>2:00.204 (1)</b>	<b>65.28</b>		<b>09:40:17.099</b>
2 -	1:20.264	3:17.721	4:37.985 (2)	28.23	2:37.781	09:44:55.084

P24 167 F2 PETTMAN / SMITH		Windle 600 YAMAHA - Wintec Racing				
IDEAL LAP TIME : 2:01.864		BEST LAP TIME : 2:01.864		DIFFERENCE : 0.000		
LAP	SECTOR 1	SECTOR 2	LAP TIME	MPH	DIFF	TIME OF DAY
1 -	OUTLAP	55.866	2:24.962	54.13	23.098	09:43:26.072
2 -	1:15.690	51.292	2:06.982 (3)	61.80	5.118	09:45:33.054
3 -	1:12.114	51.857	2:03.971 (2)	63.30	2.107	09:47:37.025
4 -	<b>1:10.918</b>	<b>50.946</b>	<b>2:01.864 (1)</b>	<b>64.40</b>		<b>09:49:38.889</b>

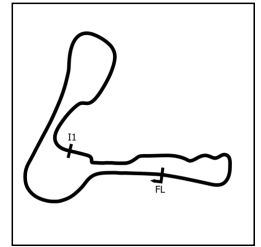
Weather / Track : Cloudy / Dry

Cadwell Park  
Circuit Length = 2.1800 miles  
Start: 09:37 Flag 09:49 End: 09:51

# International Sidecar Revival Meeting 2021

## RKB/BMCRC F1 & F2 Sidecars

### QUALIFYING - SECTOR ANALYSIS



SECTOR 1 = FL to I1, SECTOR 2 = I1 to FL, DIFF = Difference To Personal Best Lap, P = Crossed Finish Line in Pit Lane, D = Time Disallowed

P25 120 F2 THOMAS / THOMAS		Ireson HONDA - Alford Windows				
IDEAL LAP TIME : 2:02.940		BEST LAP TIME : 2:03.003		DIFFERENCE : 0.063		
LAP	SECTOR 1	SECTOR 2	LAP TIME	MPH	DIFF	TIME OF DAY
1 -	1:13.228	52.521	2:05.749 (2)	62.41	2.746	09:40:08.732
2 -	1:15.716	<b>51.922</b>	2:07.638 (3)	61.48	4.635	09:42:16.370
3 -	<b>1:11.018</b>	51.985	<b>2:03.003 (1)</b>	<b>63.80</b>		<b>09:44:19.373</b>

P26 361 F2 QUIRK / SCHOFIELD		Ireson SUZUKI -				
IDEAL LAP TIME : 2:02.792		BEST LAP TIME : 2:03.539		DIFFERENCE : 0.747		
LAP	SECTOR 1	SECTOR 2	LAP TIME	MPH	DIFF	TIME OF DAY
1 -	1:17.918	53.635	2:11.553 (3)	59.65	8.014	09:40:20.627
2 -	<b>1:12.563</b>	51.661	2:04.224 (2)	63.17	0.685	09:42:24.851
3 -	1:13.310	<b>50.229</b>	<b>2:03.539 (1)</b>	<b>63.52</b>		<b>09:44:28.390</b>

P27 67 F1 JEFFREY / FIELD		Windle F1 - MJP racing				
IDEAL LAP TIME : 2:05.907		BEST LAP TIME : 2:06.214		DIFFERENCE : 0.307		
LAP	SECTOR 1	SECTOR 2	LAP TIME	MPH	DIFF	TIME OF DAY
1 -	1:27.258	53.731	2:20.989	55.66	14.775	09:41:01.599
2 -	1:20.092	52.286	2:12.378	59.28	6.164	09:43:13.977
3 -	1:15.871	51.333	2:07.204 (2)	61.69	0.990	09:45:21.181
4 -	<b>1:15.081</b>	51.133	<b>2:06.214 (1)</b>	<b>62.18</b>		<b>09:47:27.395</b>
5 -	1:17.400	<b>50.826</b>	2:08.226 (3)	61.20	2.012	09:49:35.621

P28 48 F2 BERRY / O'NEILL		D&D Windle SUZUKI - Cutting Hedge Racing.				
IDEAL LAP TIME : 2:06.873		BEST LAP TIME : 2:07.075		DIFFERENCE : 0.202		
LAP	SECTOR 1	SECTOR 2	LAP TIME	MPH	DIFF	TIME OF DAY
1 -	1:27.617	54.970	2:22.587	55.04	15.512	09:41:04.491
2 -	1:18.321	52.489	2:10.810 (3)	59.99	3.735	09:43:15.301
3 -	1:16.582	<b>51.417</b>	2:07.999 (2)	61.31	0.924	09:45:23.300
4 -	<b>1:15.456</b>	51.619	<b>2:07.075 (1)</b>	<b>61.75</b>		<b>09:47:30.375</b>
5 -	1:20.568	56.671	2:17.239	57.18	10.164	09:49:47.614

P29 235 F2 DELAMARRE / BUCKLAND		Lumley Engineering F2 - Lumley Engineering				
IDEAL LAP TIME : 2:08.708		BEST LAP TIME : 2:09.646		DIFFERENCE : 0.938		
LAP	SECTOR 1	SECTOR 2	LAP TIME	MPH	DIFF	TIME OF DAY
1 -	1:22.778	55.476	2:18.254	56.76	8.608	09:40:44.967
2 -	1:16.576	54.806	2:11.382 (3)	59.73	1.736	09:42:56.349
3 -	<b>1:15.673</b>	54.965	2:10.638 (2)	60.07	0.992	09:45:06.987
4 -	1:16.611	<b>53.035</b>	<b>2:09.646 (1)</b>	<b>60.53</b>		<b>09:47:16.633</b>

P30 38 F2 MOSS / MOSS		Shelbourne YAMAHA R6 - LifeSafety Motorsport - CharlieMossI				
IDEAL LAP TIME : 2:09.679		BEST LAP TIME : 2:10.240		DIFFERENCE : 0.561		
LAP	SECTOR 1	SECTOR 2	LAP TIME	MPH	DIFF	TIME OF DAY
1 -	1:19.738	55.182	2:14.920	58.16	4.680	09:40:41.490
2 -	1:18.779	54.178	2:12.957 (3)	59.02	2.717	09:42:54.447
3 -	1:17.421	56.097	2:13.518	58.77	3.278	09:45:07.965
4 -	1:17.985	<b>53.922</b>	2:11.907 (2)	59.49	1.667	09:47:19.872
5 -	<b>1:15.757</b>	54.483	<b>2:10.240 (1)</b>	<b>60.25</b>		<b>09:49:30.112</b>

P31 19 F1 MACBRIDE / THOMPSON		LCR Suzuki - Nick Webb				
IDEAL LAP TIME : 2:14.146		BEST LAP TIME : 2:15.089		DIFFERENCE : 0.943		
LAP	SECTOR 1	SECTOR 2	LAP TIME	MPH	DIFF	TIME OF DAY
1 -	1:20.462	58.589	2:19.051 (3)	56.44	3.962	09:40:07.804
2 -	1:19.441	57.375	2:16.816 (2)	57.36	1.727	09:42:24.620
3 -	1:18.785	<b>56.304</b>	<b>2:15.089 (1)</b>	<b>58.09</b>		<b>09:44:39.709</b>

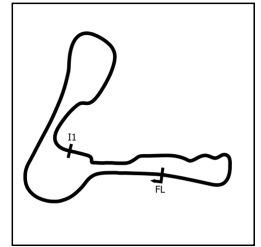
Weather / Track : Cloudy / Dry

Cadwell Park  
Circuit Length = 2.1800 miles  
Start: 09:37 Flag 09:49 End: 09:51

# International Sidecar Revival Meeting 2021

## RKB/BMCRC F1 & F2 Sidecars

### QUALIFYING - SECTOR ANALYSIS



SECTOR 1 = FL to I1, SECTOR 2 = I1 to FL, DIFF = Difference To Personal Best Lap, P = Crossed Finish Line in Pit Lane, D = Time Disallowed

<b>P32</b>		<b>8 F1</b>		<b>TAMPIN / TAYLOR</b>		Honda - myself	
IDEAL LAP TIME : 2:16.598		BEST LAP TIME : 2:16.731		DIFFERENCE : 0.133			
LAP	SECTOR 1	SECTOR 2	LAP TIME	MPH	DIFF	TIME OF DAY	
1 -	1:25.092	1:00.205	2:25.297	54.01	8.566	09:40:28.921	
2 -	1:22.619	<b>56.643</b>	2:19.262	56.35	2.531	09:42:48.183	
3 -	1:21.771	56.872	2:18.643 <b>(3)</b>	56.60	1.912	09:45:06.826	
4 -	1:21.129	57.494	2:18.623 <b>(2)</b>	56.61	1.892	09:47:25.449	
5 -	<b>1:19.955</b>	56.776	<b>2:16.731 (1)</b>	<b>57.39</b>		<b>09:49:42.180</b>	

# International Sidecar Revival Meeting 2021

## RKB/BMCRC F1 & F2 Sidecars

### QUALIFYING - BEST SECTORS

SECTOR 1			SECTOR 2			IDEAL / BEST COMPARISON						
POS	NO	NAME	TIME	NO	NAME	TIME	POS	NO	NAME	IDEAL	BEST	DIFF
									<b>PERFECT LAP</b>	<b>1:42.448</b>		
1	8	FENWICK / MARTIN	59.781	27	KIRBY / KIRBY	42.667	1	27	KIRBY / KIRBY	1:42.526	1:42.637	0.111
2	27	KIRBY / KIRBY	59.859	88	NICOL / GIBBON	43.255	2	88	NICOL / GIBBON	1:43.503	1:43.503	0.000
3	88	NICOL / GIBBON	1:00.248	25	GIBSON / GIBSON	44.028	3	8	FENWICK / MARTIN	1:44.553	1:44.867	0.314
4	117	POTTINGER / DODD	1:00.560	8	FENWICK / MARTIN	44.772	4	25	GIBSON / GIBSON	1:44.816	1:44.816	0.000
5	25	GIBSON / GIBSON	1:00.788	62	WRIGHT / BAILEY	45.603	5	117	POTTINGER / DODD	1:46.295	1:46.295	0.000
6	62	WRIGHT / BAILEY	1:02.192	117	POTTINGER / DODD	45.735	6	62	WRIGHT / BAILEY	1:47.795	1:47.795	0.000
7	58	EASTELL / GEDDES	1:02.748	136	EDWARDS / EDWARDS	45.806	7	58	EASTELL / GEDDES	1:49.495	1:50.644	1.149
8	7	GRAY / WHEELER	1:02.814	37	MORPHET / REILLY	46.459	8	95	REMNANT / TILLEY	1:50.481	1:50.481	0.000
9	95	REMNANT / TILLEY	1:03.140	89	HAUXWELL / TAYLOR	46.745	9	89	HAUXWELL / TAYLOR	1:50.567	1:50.841	0.274
10	89	HAUXWELL / TAYLOR	1:03.822	58	EASTELL / GEDDES	46.747	10	37	MORPHET / REILLY	1:50.714	1:51.293	0.579
11	44	KING / SIGSWORTH	1:03.874	73	GOODIER / BROWN	46.844	11	73	GOODIER / BROWN	1:50.994	1:51.349	0.355
12	121	LAWRENCE / HUGHES	1:03.959	42	WARD / THOMAS	46.872	12	44	KING / SIGSWORTH	1:51.144	1:51.144	0.000
13	73	GOODIER / BROWN	1:04.150	44	KING / SIGSWORTH	47.270	13	42	WARD / THOMAS	1:51.185	1:51.676	0.491
14	37	MORPHET / REILLY	1:04.255	95	REMNANT / TILLEY	47.341	14	136	EDWARDS / EDWARDS	1:51.682	1:51.682	0.000
15	42	WARD / THOMAS	1:04.313	22	PEARSON / PARKER	47.451	15	121	LAWRENCE / HUGHES	1:51.824	1:52.532	0.708
16	6	GRISTWOOD / CRACKNALL	1:04.896	6	GRISTWOOD / CRACKNALL	47.498	16	6	GRISTWOOD / CRACKNALL	1:52.394	1:52.394	0.000
17	136	EDWARDS / EDWARDS	1:05.876	121	LAWRENCE / HUGHES	47.865	17	7	GRAY / WHEELER	1:53.104	1:59.107	6.003
18	22	PEARSON / PARKER	1:05.883	51	MCKAY / SZANEL	48.713	18	22	PEARSON / PARKER	1:53.334	1:53.334	0.000
19	17	THOMAS / NIX	1:06.215	17	THOMAS / NIX	49.156	19	17	THOMAS / NIX	1:55.371	1:55.505	0.134
20	51	MCKAY / SZANEL	1:07.778	19	DICKINSON / DICKINSON	49.386	20	51	MCKAY / SZANEL	1:56.491	1:56.491	0.000
21	61	FORREST / MCCAULAY	1:08.320	61	FORREST / MCCAULAY	49.704	21	61	FORREST / MCCAULAY	1:58.024	1:58.296	0.272
22	66	LUMLEY / MORALEE	1:08.696	66	LUMLEY / MORALEE	49.832	22	66	LUMLEY / MORALEE	1:58.528	1:58.530	0.002
23	19	DICKINSON / DICKINSON	1:10.818	361	QUIRK / SCHOFIELD	50.229	23	19	DICKINSON / DICKINSON	2:00.204	2:00.204	0.000
24	167	PETTMAN / SMITH	1:10.918	7	GRAY / WHEELER	50.290	24	167	PETTMAN / SMITH	2:01.864	2:01.864	0.000
25	120	THOMAS / THOMAS	1:11.018	67	JEFFREY / FIELD	50.826	25	361	QUIRK / SCHOFIELD	2:02.792	2:03.539	0.747
26	361	QUIRK / SCHOFIELD	1:12.563	167	PETTMAN / SMITH	50.946	26	120	THOMAS / THOMAS	2:02.940	2:03.003	0.063
27	67	JEFFREY / FIELD	1:15.081	48	BERRY / O'NEILL	51.417	27	67	JEFFREY / FIELD	2:05.907	2:06.214	0.307
28	48	BERRY / O'NEILL	1:15.456	120	THOMAS / THOMAS	51.922	28	48	BERRY / O'NEILL	2:06.873	2:07.075	0.202
29	235	DELAMARRE / BUCKLAND	1:15.673	235	DELAMARRE / BUCKLAND	53.035	29	235	DELAMARRE / BUCKLAND	2:08.708	2:09.646	0.938
30	38	MOSS / MOSS	1:15.757	38	MOSS / MOSS	53.922	30	38	MOSS / MOSS	2:09.679	2:10.240	0.561
31	19	MACBRIDE / THOMPSON	1:17.842	19	MACBRIDE / THOMPSON	56.304	31	19	MACBRIDE / THOMPSON	2:14.146	2:15.089	0.943
32	8	TAMPIN / TAYLOR	1:19.955	8	TAMPIN / TAYLOR	56.643	32	8	TAMPIN / TAYLOR	2:16.598	2:16.731	0.133

Weather / Track : Cloudy / Dry

Results can be found at [www.tsl-timing.com](http://www.tsl-timing.com)

Cadwell Park

Circuit Length = 2.1800 miles

Start: 09:37 Flag 09:49 End: 09:51

Printed - 09:51 Saturday, 07 August 2021

# International Sidecar Revival Meeting 2021

## RKB/BMCRC F1 & F2 Sidecars

### QUALIFYING - STATISTICS

**Competitors Started** 32  
**Planned Start** 2021-08-07 @ 09:34:00.000  
**Actual Start** 2021-08-07 @ 09:37:05.981  
**Finish Time** 2021-08-07 @ 09:49:08.463  
**Track Length** 2.1800mi.  
**Total Laps** 154  
**Total Distance Covered** 335.7228mi.

### Session Fastest Lap History

NO	CL	NAME	LAP TIME	TIME OF DAY	LAP	VEHICLE
27	F1	KIRBY / KIRBY	<b>1:47.519</b>	09:39:24.973	1	ARS Yamaha
27	F1	KIRBY / KIRBY	<b>1:43.336</b>	09:41:08.309	2	ARS Yamaha
27	F1	KIRBY / KIRBY	<b>1:42.637</b>	09:48:20.385	6	ARS Yamaha

### Flag History

TYPE	TIME OF DAY
GREEN	09:37:05.981
FINISH	09:49:08.463

### Flag Statistics

TYPE	COUNT	TOTAL LAPS	TOTAL TIME
Green	1	7	14:13.984
Red	0	0	0.000
Safety Car	0	0	0.000
FCY	0	0	0.000



# International Sidecar Revival Meeting 2021

## RKB/BMCRC F1 & F2 Sidecars

### QUALIFYING - STATISTICS

CLASS : F1

12 Starters

#### Fastest Lap History

NO	NAME	LAP TIME	TIME OF DAY	LAP	VEHICLE
27	KIRBY / KIRBY	<b>1:47.519</b>	09:39:24.973	1	ARS Yamaha
27	KIRBY / KIRBY	<b>1:43.336</b>	09:41:08.309	2	ARS Yamaha
27	KIRBY / KIRBY	<b>1:42.637</b>	09:48:20.385	6	ARS Yamaha

Weather / Track : Cloudy / Dry

Results can be found at [www.tsl-timing.com](http://www.tsl-timing.com)

Page 2 of 3

Cadwell Park  
Circuit Length = 2.1800 miles  
Start: 09:37 Flag 09:49 End: 09:51

Printed - 09:51 Saturday, 07 August 2021

# International Sidecar Revival Meeting 2021

## RKB/BMCRC F1 & F2 Sidecars

### QUALIFYING - STATISTICS

CLASS : F2

20 Starters

#### Fastest Lap History

NO	NAME	LAP TIME	TIME OF DAY	LAP	VEHICLE
25	GIBSON / GIBSON	1:54.830	09:39:36.982	1	Shelbourne SUZUKI
8	FENWICK / MARTIN	1:50.209	09:39:42.982	1	Shelbourne YAMAHA
25	GIBSON / GIBSON	1:49.298	09:41:26.280	2	Shelbourne SUZUKI
8	FENWICK / MARTIN	1:47.606	09:41:30.588	2	Shelbourne YAMAHA
8	FENWICK / MARTIN	1:44.867	09:43:15.404	3	Shelbourne YAMAHA
25	GIBSON / GIBSON	1:44.816	09:50:32.767	7	Shelbourne SUZUKI

Weather / Track : Cloudy / Dry

Results can be found at [www.tsl-timing.com](http://www.tsl-timing.com)

Page 3 of 3

Cadwell Park  
Circuit Length = 2.1800 miles  
Start: 09:37 Flag 09:49 End: 09:51

Printed - 09:51 Saturday, 07 August 2021

## International Sidecar Revival Meeting 2021

### RKB/BMCRC F1 Sidecars

### RACE 3 - GRID (6 Laps)

ROW 7	13	30	JAMES / JAMES	14						
ROW 6			2:15.089	11	19	MACBRIDE / THOMPSON	12	8	TAMPIN / TAYLOR	2:16.731
ROW 5	9	7	GRAY / WHEELER	1:59.107	10	67	JEFFREY / FIELD	2:06.214		
ROW 4			1:52.532	7	121	LAWRENCE / HUGHES	1:58.296	8	61	FORREST / MCCAULAY
ROW 3	5	42	WARD / THOMAS	1:51.676	6	136	EDWARDS / EDWARDS	1:51.682		
ROW 2			1:46.295	3	117	POTTINGER / DODD	1:47.795	4	62	WRIGHT / BAILEY
ROW 1	1	27	KIRBY / KIRBY	1:42.637	2	88	NICOL / GIBBON	1:43.503		
<b>Pole</b>										

Cadwell Park

Circuit Length = 2.1800 miles

These results are provisional until the conclusion of any judicial and technical matters.

Clerk Of Course :	Stewards :	Timekeeper : Craig Smith
-------------------	------------	--------------------------

Results can be found at [www.tsl-timing.com](http://www.tsl-timing.com)

Printed - 09:53 Saturday, 07 August 2021





### International Sidecar Revival Meeting 2021

### RKB/BMCRC F1 Sidecars

### RACE 3 - CLASSIFICATION

POS	NO	NAME	ENTRY	LAPS	TIME	GAP	DIFF	MPH	BEST	ON
1	27	KIRBY / KIRBY	ARS Yamaha - KRT	6	10:33.079			74.37	1:42.519	4
2	7	GRAY / WHEELER	Yamaha -	6	10:43.289	10.210	10.210	73.19	1:44.218	6
3	62	WRIGHT / BAILEY	RYDE Yamaha - Stainless Steel Designs Ltd.	6	10:47.514	14.435	4.225	72.72	1:46.399	3
4	117	POTTINGER / DODD	LCR Yamaha - GB Precision Eng/Opal Fabrication	6	10:49.534	16.455	2.020	72.49	1:46.100	2
5	136	EDWARDS / EDWARDS	LCR F1 Suzuki - ECONOMY HEATING SERVICES	6	10:52.119	19.040	2.585	72.20	1:46.118	4
6	61	FORREST / MCCAULAY	Yamaha - Tweedvale Motorcycles	6	11:24.476	51.397	32.357	68.79	1:50.477	2
7	67	JEFFREY / FIELD	Windle F1 - MJP racing	6	12:25.624	1:52.545	1:01.148	63.15	2:01.458	6
8	19	MACBRIDE / THOMPSON	LCR Suzuki - Nick Webb	5	11:27.002	1 Lap	1 Lap	57.11	2:14.163	3

#### NOT CLASSIFIED

DNF	88	NICOL / GIBBON	LCR F1 - B&D Roofing, BN Designs Bodyshop, Stev	4	7:05.561	2 Laps	1 Lap	73.76	1:44.349	2
DNF	121	LAWRENCE / HUGHES	LCR Yamaha - Highfield Transport, JHM autos	4	7:36.069	2 Laps	30.508	68.83	1:50.066	2
DNF	42	WARD / THOMAS	BMR F1 - ALDE	3	5:39.636	3 Laps	1 Lap	69.32	1:50.910	2
DNF	8	TAMPIN / TAYLOR	Honda - myself	0						

#### FASTEST LAP

	27	KIRBY / KIRBY	ARS Yamaha - KRT	4	1:42.519			76.55 mph	123.19 kph	
--	----	---------------	------------------	---	----------	--	--	-----------	------------	--

92.5% of Race Speed = 68.79 mph

Cadwell Park: 2.1800 miles

Race Distance: 6 Laps / 13.08 miles

Start: 11:51 Flag 12:02 End: 12:04

Weather / Track : Sunny / Dry

These results are provisional until the conclusion of any judicial and technical matters.

Clerk Of Course :	Stewards :	Timekeeper : Craig Smith
-------------------	------------	--------------------------

Results can be found at [www.tsl-timing.com](http://www.tsl-timing.com)

Printed - 12:04 Saturday, 07 August 2021



# International Sidecar Revival Meeting 2021

## RKB/BMCRC F1 Sidecars

### RACE 3 - LAP CHART

**LAP 1 @ 11:53:42.484**

NO	BEHIND	LAP TIME
27		1:49.191
88	1.791	1:50.982
136	3.230	1:52.421
62	4.563	1:53.754
117	6.870	1:56.061
42	8.339	1:57.530
7	8.485	1:57.676
61	9.692	1:58.883
121	11.281	2:00.472
67	17.799	2:06.990
19	30.258	2:19.449

**LAP 2 @ 11:55:26.422**

NO	BEHIND	LAP TIME
27		1:43.938
88	2.202	1:44.349
62	7.471	1:46.846
136	7.949	1:48.657
117	9.032	1:46.100
7	9.605	1:45.058
42	15.311	1:50.910
61	16.231	1:50.477
121	17.409	1:50.066
67	37.507	2:03.646
19	1:02.033	2:15.713

**LAP 3 @ 11:57:10.081**

NO	BEHIND	LAP TIME
27		1:43.659
88	3.413	1:44.870
62	10.211	1:46.399
117	11.879	1:46.506
7	12.183	1:46.237
136	12.695	1:48.405
42	22.848	1:51.196
61	25.305	1:52.733
121	26.364	1:52.614
67	57.355	2:03.507
19	1:32.537	2:14.163

**LAP 4 @ 11:58:52.600**

NO	BEHIND	LAP TIME
27		1:42.519
88	6.254	1:45.360
62	14.195	1:46.503
7	14.374	1:44.710
117	15.478	1:46.118
136	16.294	1:46.118
61	36.653	1:53.867
121	36.762	1:52.917
67	1:21.098	2:06.262

**LAP 5 @ 12:00:35.509**

NO	BEHIND	LAP TIME
27		1:42.909
7	16.855	1:45.390
62	18.760	1:47.474
117	19.317	1:46.748
136	22.251	1:48.866

19	1 Lap	2:20.697
61	47.244	1:53.500
67	1:41.950	2:03.761

**LAP 6 @ 12:02:26.372**

NO	BEHIND	LAP TIME
27		1:50.863
7	10.210	1:44.218
62	14.435	1:46.538
117	16.455	1:48.001
136	19.040	1:47.652
61	51.397	1:55.016
19	1 Lap	2:16.980
67	1:52.545	2:01.458

Weather / Track : Sunny / Dry

Results can be found at [www.tsl-timing.com](http://www.tsl-timing.com)

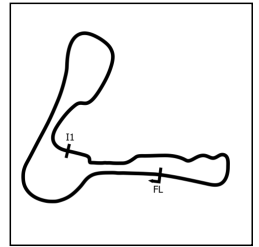
Cadwell Park  
Circuit Length = 2.1800 miles  
Start: 11:51 Flag 12:02 End: 12:04

Printed - 12:04 Saturday, 07 August 2021

# International Sidecar Revival Meeting 2021

## RKB/BMCRC F1 Sidecars

### RACE 3 - SECTOR ANALYSIS



SECTOR 1 = FL to I1, SECTOR 2 = I1 to FL, DIFF = Difference To Personal Best Lap, P = Crossed Finish Line in Pit Lane, D = Time Disallowed

P1 27 F1		KIRBY / KIRBY		ARS Yamaha - KRT		
IDEAL LAP TIME : 1:42.035		BEST LAP TIME : 1:42.519		DIFFERENCE : 0.484		
LAP	SECTOR 1	SECTOR 2	LAP TIME	MPH	DIFF	TIME OF DAY
1 -		43.572	1:49.191	71.87	6.672	11:53:42.484
2 -	1:00.202	43.736	1:43.938	75.50	1.419	11:55:26.422
3 -	1:00.622	43.037	1:43.659 (3)	75.71	1.140	11:57:10.081
4 -	59.838	<b>42.681</b>	<b>1:42.519 (1)</b>	<b>76.55</b>		<b>11:58:52.600</b>
5 -	<b>59.354</b>	43.555	1:42.909 (2)	76.26	0.390	12:00:35.509
6 -	1:02.855	48.008	1:50.863	70.79	8.344	12:02:26.372

P2 7 F1		GRAY / WHEELER		Yamaha -		
IDEAL LAP TIME : 1:43.855		BEST LAP TIME : 1:44.218		DIFFERENCE : 0.363		
LAP	SECTOR 1	SECTOR 2	LAP TIME	MPH	DIFF	TIME OF DAY
1 -		45.435	1:57.676	66.69	13.458	11:53:50.969
2 -	1:00.267	44.791	1:45.058 (3)	74.70	0.840	11:55:36.027
3 -	1:01.337	44.900	1:46.237	73.87	2.019	11:57:22.264
4 -	1:00.259	44.451	1:44.710 (2)	74.95	0.492	11:59:06.974
5 -	<b>59.642</b>	45.748	1:45.390	74.46	1.172	12:00:52.364
6 -	1:00.005	<b>44.213</b>	<b>1:44.218 (1)</b>	<b>75.30</b>		<b>12:02:36.582</b>

P3 62 F1		WRIGHT / BAILEY		RYDE Yamaha - Stainless Steel Designs Ltd.		
IDEAL LAP TIME : 1:45.802		BEST LAP TIME : 1:46.399		DIFFERENCE : 0.597		
LAP	SECTOR 1	SECTOR 2	LAP TIME	MPH	DIFF	TIME OF DAY
1 -		45.664	1:53.754	68.99	7.355	11:53:47.047
2 -	1:01.378	45.468	1:46.846	73.45	0.447	11:55:33.893
3 -	1:01.118	45.281	<b>1:46.399 (1)</b>	<b>73.76</b>		<b>11:57:20.292</b>
4 -	1:01.773	<b>44.730</b>	1:46.503 (2)	73.68	0.104	11:59:06.795
5 -	1:02.139	45.335	1:47.474	73.02	1.075	12:00:54.269
6 -	<b>1:01.072</b>	45.466	1:46.538 (3)	73.66	0.139	12:02:40.807

P4 117 F1		POTTINGER / DODD		LCR Yamaha - GB Precision Eng/Opal Fabrication		
IDEAL LAP TIME : 1:45.780		BEST LAP TIME : 1:46.100		DIFFERENCE : 0.320		
LAP	SECTOR 1	SECTOR 2	LAP TIME	MPH	DIFF	TIME OF DAY
1 -		45.712	1:56.061	67.61	9.961	11:53:49.354
2 -	1:00.653	45.447	<b>1:46.100 (1)</b>	<b>73.96</b>		<b>11:55:35.454</b>
3 -	1:00.841	45.665	1:46.506 (3)	73.68	0.406	11:57:21.960
4 -	1:00.783	<b>45.335</b>	1:46.118 (2)	73.95	0.018	11:59:08.078
5 -	<b>1:00.445</b>	46.303	1:46.748	73.51	0.648	12:00:54.826
6 -	1:00.622	47.379	1:48.001	72.66	1.901	12:02:42.827

P5 136 F1		EDWARDS / EDWARDS		LCR F1 Suzuki - ECONOMY HEATING SERVICES		
IDEAL LAP TIME : 1:45.850		BEST LAP TIME : 1:46.118		DIFFERENCE : 0.268		
LAP	SECTOR 1	SECTOR 2	LAP TIME	MPH	DIFF	TIME OF DAY
1 -		44.805	1:52.421	69.80	6.303	11:53:45.714
2 -	1:04.120	<b>44.537</b>	1:48.657	72.22	2.539	11:55:34.371
3 -	1:03.337	45.068	1:48.405 (3)	72.39	2.287	11:57:22.776
4 -	<b>1:01.313</b>	44.805	<b>1:46.118 (1)</b>	<b>73.95</b>		<b>11:59:08.894</b>
5 -	1:01.515	47.351	1:48.866	72.08	2.748	12:00:57.760
6 -	1:02.272	45.380	1:47.652 (2)	72.90	1.534	12:02:45.412

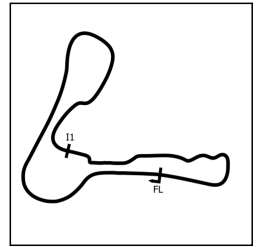
Weather / Track : Sunny / Dry

Cadwell Park  
Circuit Length = 2.1800 miles  
Start: 11:51 Flag 12:02 End: 12:04

# International Sidecar Revival Meeting 2021

## RKB/BMCRC F1 Sidecars

### RACE 3 - SECTOR ANALYSIS



SECTOR 1 = FL to I1, SECTOR 2 = I1 to FL, DIFF = Difference To Personal Best Lap, P = Crossed Finish Line in Pit Lane, D = Time Disallowed

P6 61 F1 FORREST / MCCAULAY		Yamaha - Tweedvale Motorcycles				
IDEAL LAP TIME : 1:50.477		BEST LAP TIME : 1:50.477		DIFFERENCE : 0.000		
LAP	SECTOR 1	SECTOR 2	LAP TIME	MPH	DIFF	TIME OF DAY
1 -		46.702	1:58.883	66.01	8.406	11:53:52.176
2 -	<b>1:03.780</b>	<b>46.697</b>	<b>1:50.477 (1)</b>	<b>71.03</b>		<b>11:55:42.653</b>
3 -	1:05.298	47.435	1:52.733 (2)	69.61	2.256	11:57:35.386
4 -	1:06.434	47.433	1:53.867	68.92	3.390	11:59:29.253
5 -	1:06.240	47.260	1:53.500 (3)	69.14	3.023	12:01:22.753
6 -	1:06.215	48.801	1:55.016	68.23	4.539	12:03:17.769

P7 67 F1 JEFFREY / FIELD		Windle F1 - MJP racing				
IDEAL LAP TIME : 2:01.458		BEST LAP TIME : 2:01.458		DIFFERENCE : 0.000		
LAP	SECTOR 1	SECTOR 2	LAP TIME	MPH	DIFF	TIME OF DAY
1 -		50.626	2:06.990	61.80	5.532	11:54:00.283
2 -	1:14.247	49.399	2:03.646 (3)	63.47	2.188	11:56:03.929
3 -	1:13.962	49.545	2:03.507 (2)	63.54	2.049	11:58:07.436
4 -	1:15.721	50.541	2:06.262	62.15	4.804	12:00:13.698
5 -	1:14.098	49.663	2:03.761	63.41	2.303	12:02:17.459
6 -	<b>1:12.709</b>	<b>48.749</b>	<b>2:01.458 (1)</b>	<b>64.61</b>		<b>12:04:18.917</b>

P8 19 F1 MACBRIDE / THOMPSON		LCR Suzuki - Nick Webb				
IDEAL LAP TIME : 2:13.531		BEST LAP TIME : 2:14.163		DIFFERENCE : 0.632		
LAP	SECTOR 1	SECTOR 2	LAP TIME	MPH	DIFF	TIME OF DAY
1 -		<b>55.755</b>	2:19.449	56.27	5.286	11:54:12.742
2 -	1:19.036	56.677	2:15.713 (2)	57.82	1.550	11:56:28.455
3 -	1:18.110	56.053	<b>2:14.163 (1)</b>	<b>58.49</b>		<b>11:58:42.618</b>
4 -	<b>1:17.776</b>	1:02.921	2:20.697	55.77	6.534	12:01:03.315
5 -	1:18.841	58.139	2:16.980 (3)	57.29	2.817	12:03:20.295

P9 88 F1 NICOL / GIBBON		LCR F1 - B&D Roofing, BN Designs Bodyshop, Steve Webster				
IDEAL LAP TIME : 1:43.889		BEST LAP TIME : 1:44.349		DIFFERENCE : 0.460		
LAP	SECTOR 1	SECTOR 2	LAP TIME	MPH	DIFF	TIME OF DAY
1 -		44.393	1:50.982	70.71	6.633	11:53:44.275
2 -	1:00.448	<b>43.901</b>	<b>1:44.349 (1)</b>	<b>75.20</b>		<b>11:55:28.624</b>
3 -	<b>59.988</b>	44.882	1:44.870 (2)	74.83	0.521	11:57:13.494
4 -	1:00.289	45.071	1:45.360 (3)	74.48	1.011	11:58:58.854

P10 121 F1 LAWRENCE / HUGHES		LCR Yamaha - Highfield Transport, JHM autos				
IDEAL LAP TIME : 1:50.066		BEST LAP TIME : 1:50.066		DIFFERENCE : 0.000		
LAP	SECTOR 1	SECTOR 2	LAP TIME	MPH	DIFF	TIME OF DAY
1 -		47.741	2:00.472	65.14	10.406	11:53:53.765
2 -	<b>1:03.120</b>	<b>46.946</b>	<b>1:50.066 (1)</b>	<b>71.30</b>		<b>11:55:43.831</b>
3 -	1:05.507	47.107	1:52.614 (2)	69.68	2.548	11:57:36.445
4 -	1:05.559	47.358	1:52.917 (3)	69.50	2.851	11:59:29.362

P11 42 F1 WARD / THOMAS		BMR F1 - ALDE				
IDEAL LAP TIME : 1:50.385		BEST LAP TIME : 1:50.910		DIFFERENCE : 0.525		
LAP	SECTOR 1	SECTOR 2	LAP TIME	MPH	DIFF	TIME OF DAY
1 -		47.406	1:57.530 (3)	66.77	6.620	11:53:50.823
2 -	<b>1:04.041</b>	46.869	<b>1:50.910 (1)</b>	<b>70.76</b>		<b>11:55:41.733</b>
3 -	1:04.852	<b>46.344</b>	1:51.196 (2)	70.57	0.286	11:57:32.929

Weather / Track : Sunny / Dry

Cadwell Park  
Circuit Length = 2.1800 miles  
Start: 11:51 Flag 12:02 End: 12:04

# International Sidecar Revival Meeting 2021

## RKB/BMCRC F1 Sidecars

### RACE 3 - BEST SECTORS

SECTOR 1			SECTOR 2			IDEAL / BEST COMPARISON						
POS	NO	NAME	TIME	NO	NAME	TIME	POS	NO	NAME	IDEAL	BEST	DIFF
									<b>PERFECT LAP</b>	<b>1:42.035</b>		
1	27	KIRBY / KIRBY	<b>59.354</b>	27	KIRBY / KIRBY	<b>42.681</b>	1	27	KIRBY / KIRBY	1:42.035	1:42.519	<b>0.484</b>
2	7	GRAY / WHEELER	<b>59.642</b>	88	NICOL / GIBBON	<b>43.901</b>	2	7	GRAY / WHEELER	1:43.855	1:44.218	<b>0.363</b>
3	88	NICOL / GIBBON	<b>59.988</b>	7	GRAY / WHEELER	<b>44.213</b>	3	88	NICOL / GIBBON	1:43.889	1:44.349	<b>0.460</b>
4	117	POTTINGER / DODD	<b>1:00.445</b>	136	EDWARDS / EDWARDS	<b>44.537</b>	4	117	POTTINGER / DODD	1:45.780	1:46.100	<b>0.320</b>
5	62	WRIGHT / BAILEY	<b>1:01.072</b>	62	WRIGHT / BAILEY	<b>44.730</b>	5	62	WRIGHT / BAILEY	1:45.802	1:46.399	<b>0.597</b>
6	136	EDWARDS / EDWARDS	<b>1:01.313</b>	117	POTTINGER / DODD	<b>45.335</b>	6	136	EDWARDS / EDWARDS	1:45.850	1:46.118	<b>0.268</b>
7	121	LAWRENCE / HUGHES	<b>1:03.120</b>	42	WARD / THOMAS	<b>46.344</b>	7	121	LAWRENCE / HUGHES	1:50.066	1:50.066	<b>0.000</b>
8	61	FORREST / MCCAULAY	<b>1:03.780</b>	61	FORREST / MCCAULAY	<b>46.697</b>	8	42	WARD / THOMAS	1:50.385	1:50.910	<b>0.525</b>
9	42	WARD / THOMAS	<b>1:04.041</b>	121	LAWRENCE / HUGHES	<b>46.946</b>	9	61	FORREST / MCCAULAY	1:50.477	1:50.477	<b>0.000</b>
10	67	JEFFREY / FIELD	<b>1:12.709</b>	67	JEFFREY / FIELD	<b>48.749</b>	10	67	JEFFREY / FIELD	2:01.458	2:01.458	<b>0.000</b>
11	19	MACBRIDE / THOMPSON	<b>1:17.776</b>	19	MACBRIDE / THOMPSON	<b>55.755</b>	11	19	MACBRIDE / THOMPSON	2:13.531	2:14.163	<b>0.632</b>
12												

Weather / Track : Sunny / Dry

Results can be found at [www.tsl-timing.com](http://www.tsl-timing.com)

Cadwell Park  
Circuit Length = 2.1800 miles  
Start: 11:51 Flag 12:02 End: 12:04

Printed - 12:04 Saturday, 07 August 2021



# International Sidecar Revival Meeting 2021

## RKB/BMCRC F1 Sidecars

### RACE 3 - STATISTICS

**Competitors Started** 12  
**Planned Start** 2021-08-07 @ 11:50:00.000  
**Actual Start** 2021-08-07 @ 11:51:53.292  
**Finish Time** 2021-08-07 @ 12:02:26.371  
**Track Length** 2.1800mi.  
**Total Laps** 58  
**Total Distance Covered** 126.4410mi.

#### Session Fastest Lap History

NO	NAME	LAP TIME	TIME OF DAY	LAP	VEHICLE
27	KIRBY / KIRBY	<b>1:49.191</b>	11:53:42.487	1	ARS Yamaha
27	KIRBY / KIRBY	<b>1:43.938</b>	11:55:26.425	2	ARS Yamaha
27	KIRBY / KIRBY	<b>1:43.659</b>	11:57:10.085	3	ARS Yamaha
27	KIRBY / KIRBY	<b>1:42.519</b>	11:58:52.604	4	ARS Yamaha

#### Session Leader History

NO	NAME	FROM LAP	LAPS LED	DISTANCE	VEHICLE
27	KIRBY / KIRBY	1	6	13.08 miles	ARS Yamaha

#### Flag History

TYPE	TIME OF DAY
GREEN	11:51:53.292
FINISH	12:02:26.371

#### Flag Statistics

TYPE	COUNT	TOTAL LAPS	TOTAL TIME
Green	1	6	12:28.353
Red	0	0	0.000
Safety Car	0	0	0.000
FCY	0	0	0.000

Weather / Track : Sunny / Dry

Results can be found at [www.tsl-timing.com](http://www.tsl-timing.com)

Cadwell Park  
Circuit Length = 2.1800 miles  
Start: 11:51 Flag 12:02 End: 12:04

Printed - 12:04 Saturday, 07 August 2021

## International Sidecar Revival Meeting 2021

### RKB/BMCRC F1 Sidecars

### RACE 10 - GRID (6 Laps)

ROW 7	13	<b>30</b> JAMES / JAMES	14		
ROW 6		11	<b>19</b> MACBRIDE / THOMPSON	12	<b>8</b> TAMPIN / TAYLOR
ROW 5	9	<b>42</b> WARD / THOMAS	10	<b>67</b> JEFFREY / FIELD	
ROW 4		7	<b>121</b> LAWRENCE / HUGHES	8	<b>61</b> FORREST / MCCAULAY
ROW 3	5	<b>136</b> EDWARDS / EDWARDS	6	<b>62</b> WRIGHT / BAILEY	
ROW 2		3	<b>88</b> NICOL / GIBBON	4	<b>117</b> POTTINGER / DODD
ROW 1	1	<b>27</b> KIRBY / KIRBY	2	<b>7</b> GRAY / WHEELER	
		<b>Pole</b>			

Cadwell Park

Circuit Length = 2.1800 miles

These results are provisional until the conclusion of any judicial and technical matters.

Clerk Of Course :	Stewards :	Timekeeper : Craig Smith
-------------------	------------	--------------------------

Results can be found at [www.tsl-timing.com](http://www.tsl-timing.com)

Printed - 12:06 Saturday, 07 August 2021





## International Sidecar Revival Meeting 2021

### RKB/BMCRC F1 Sidecars

### RACE 10 - CLASSIFICATION

POS	NO	NAME	ENTRY	LAPS	TIME	GAP	DIFF	MPH	BEST	ON
1	27	KIRBY / KIRBY	ARS Yamaha - KRT	6	10:27.909			74.99	<b>1:42.337</b>	2
2	7	GRAY / WHEELER	Yamaha -	6	10:30.598	<b>2.689</b>	2.689	74.67	<b>1:42.739</b>	3
3	88	NICOL / GIBBON	LCR F1 - B&D Roofing, BN Designs Bodyshop, Stev	6	10:42.063	<b>14.154</b>	11.465	73.33	<b>1:44.054</b>	6
4	62	WRIGHT / BAILEY	RYDE Yamaha - Stainless Steel Designs Ltd.	6	10:48.379	<b>20.470</b>	6.316	72.62	<b>1:45.805</b>	5
5	117	POTTINGER / DODD	LCR Yamaha - GB Precision Eng/Opal Fabrication	6	10:59.844	<b>31.935</b>	11.465	71.36	<b>1:46.882</b>	4
6	121	LAWRENCE / HUGHES	LCR Yamaha - Highfield Transport, JHM autos	6	11:20.469	<b>52.560</b>	20.625	69.19	<b>1:51.064</b>	5
7	67	JEFFREY / FIELD	Windle F1 - MJP racing	6	12:22.522	<b>1:54.613</b>	1:02.053	63.41	<b>2:01.563</b>	6

#### NOT CLASSIFIED

DNF	136	EDWARDS / EDWARDS	LCR F1 Suzuki - ECONOMY HEATING SERVICES	4	7:16.158	<b>2 Laps</b>	2 Laps	71.97	<b>1:46.332</b>	4
DNF	8	TAMPIN / TAYLOR	Honda - myself	2	4:29.986	<b>4 Laps</b>	2 Laps	58.13	<b>2:14.816</b>	2
DNF	19	MACBRIDE / THOMPSON	LCR Suzuki - Nick Webb	2	4:45.483	<b>4 Laps</b>	15.497	54.98	<b>2:16.659</b>	2
DNF	61	FORREST / McCAULAY	Yamaha - Tweedvale Motorcycles	0						

#### FASTEST LAP

27	KIRBY / KIRBY	ARS Yamaha - KRT	2	1:42.337	76.68 mph	123.41 kph
----	---------------	------------------	---	----------	-----------	------------

92.5% of Race Speed = 69.36 mph

Weather / Track : Sunny / Dry

These results are provisional until the conclusion of any judicial and technical matters.

Cadwell Park: 2.1800 miles

Race Distance: 6 Laps / 13.08 miles

Start: 16:15 Flag 16:25 End: 16:27

Clerk Of Course :	Stewards :	Timekeeper : Craig Smith
-------------------	------------	--------------------------

Results can be found at [www.tsl-timing.com](http://www.tsl-timing.com)

Printed - 16:28 Saturday, 07 August 2021



# International Sidecar Revival Meeting 2021

## RKB/BMCRC F1 Sidecars

### RACE 10 - LAP CHART

LAP 1 @ 16:17:19.380			LAP 6 @ 16:25:58.808		
NO	BEHIND	LAP TIME	NO	BEHIND	LAP TIME
27		1:48.481	27		1:47.105
7	1.691	1:50.172	7	2.689	1:44.123
136	3.673	1:52.154	88	14.154	1:44.054
62	4.548	1:53.029	62	20.470	1:46.572
88	5.030	1:53.511	117	31.935	1:47.841
117	6.564	1:55.045	121	52.560	1:51.300
121	12.554	2:01.035	67	1:54.613	2:01.563
67	18.972	2:07.453			
8	26.689	2:15.170			
19	40.343	2:28.824			

LAP 2 @ 16:19:01.717		
NO	BEHIND	LAP TIME
27		1:42.337
7	2.398	1:43.044
136	9.749	1:48.413
62	9.841	1:47.630
88	10.324	1:47.631
117	12.457	1:48.230
121	22.733	1:52.516
67	41.524	2:04.889
8	59.168	2:14.816
19	1:14.665	2:16.659

LAP 3 @ 16:20:45.064		
NO	BEHIND	LAP TIME
27		1:43.347
7	1.790	1:42.739
62	15.253	1:48.759
88	15.499	1:48.522
136	15.661	1:49.259
117	17.599	1:48.489
121	31.067	1:51.681
67	1:02.943	2:04.766

LAP 4 @ 16:22:29.300		
NO	BEHIND	LAP TIME
27		1:44.236
7	3.366	1:45.812
88	15.415	1:44.152
62	17.601	1:46.584
136	17.757	1:46.332
117	20.245	1:46.882
121	39.704	1:52.873
67	1:20.861	2:02.154

LAP 5 @ 16:24:11.703		
NO	BEHIND	LAP TIME
27		1:42.403
7	5.671	1:44.708
88	17.205	1:44.193
62	21.003	1:45.805
117	31.199	1:53.357
121	48.365	1:51.064
67	1:40.155	2:01.697

Weather / Track : Sunny / Dry

Results can be found at [www.tsl-timing.com](http://www.tsl-timing.com)

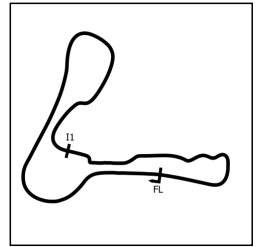
Cadwell Park  
Circuit Length = 2.1800 miles  
Start: 16:15 Flag 16:25 End: 16:27

Printed - 16:28 Saturday, 07 August 2021

# International Sidecar Revival Meeting 2021

## RKB/BMCRC F1 Sidecars

### RACE 10 - SECTOR ANALYSIS



SECTOR 1 = FL to I1, SECTOR 2 = I1 to FL, DIFF = Difference To Personal Best Lap, P = Crossed Finish Line in Pit Lane, D = Time Disallowed

P1 27 F1		KIRBY / KIRBY		ARS Yamaha - KRT		
IDEAL LAP TIME : 1:42.133		BEST LAP TIME : 1:42.337		DIFFERENCE : 0.204		
LAP	SECTOR 1	SECTOR 2	LAP TIME	MPH	DIFF	TIME OF DAY
1 -		43.191	1:48.481	72.34	6.144	16:17:19.380
2 -	<b>59.232</b>	43.105	<b>1:42.337 (1)</b>	<b>76.68</b>		<b>16:19:01.717</b>
3 -	1:00.323	43.024	1:43.347 (3)	75.93	1.010	16:20:45.064
4 -	59.687	44.549	1:44.236	75.29	1.899	16:22:29.300
5 -	59.502	<b>42.901</b>	1:42.403 (2)	76.63	0.066	16:24:11.703
6 -	1:01.611	45.494	1:47.105	73.27	4.768	16:25:58.808

P2 7 F1		GRAY / WHEELER		Yamaha -		
IDEAL LAP TIME : 1:42.739		BEST LAP TIME : 1:42.739		DIFFERENCE : 0.000		
LAP	SECTOR 1	SECTOR 2	LAP TIME	MPH	DIFF	TIME OF DAY
1 -		44.081	1:50.172	71.23	7.433	16:17:21.071
2 -	58.958	44.086	1:43.044 (2)	76.16	0.305	16:19:04.115
3 -	<b>58.754</b>	<b>43.985</b>	<b>1:42.739 (1)</b>	<b>76.38</b>		<b>16:20:46.854</b>
4 -	1:01.326	44.486	1:45.812	74.16	3.073	16:22:32.666
5 -	1:00.308	44.400	1:44.708	74.95	1.969	16:24:17.374
6 -	59.725	44.398	1:44.123 (3)	75.37	1.384	16:26:01.497

P3 88 F1		NICOL / GIBBON		LCR F1 - B&D Roofing, BN Designs Bodyshop, Steve Webster		
IDEAL LAP TIME : 1:43.883		BEST LAP TIME : 1:44.054		DIFFERENCE : 0.171		
LAP	SECTOR 1	SECTOR 2	LAP TIME	MPH	DIFF	TIME OF DAY
1 -		45.071	1:53.511	69.13	9.457	16:17:24.410
2 -	1:02.118	45.513	1:47.631	72.91	3.577	16:19:12.041
3 -	1:03.547	44.975	1:48.522	72.31	4.468	16:21:00.563
4 -	1:00.181	43.971	1:44.152 (2)	75.35	0.098	16:22:44.715
5 -	1:00.298	<b>43.895</b>	1:44.193 (3)	75.32	0.139	16:24:28.908
6 -	<b>59.988</b>	44.066	<b>1:44.054 (1)</b>	<b>75.42</b>		<b>16:26:12.962</b>

P4 62 F1		WRIGHT / BAILEY		RYDE Yamaha - Stainless Steel Designs Ltd.		
IDEAL LAP TIME : 1:45.805		BEST LAP TIME : 1:45.805		DIFFERENCE : 0.000		
LAP	SECTOR 1	SECTOR 2	LAP TIME	MPH	DIFF	TIME OF DAY
1 -		45.272	1:53.029	69.43	7.224	16:17:23.928
2 -	1:02.049	45.581	1:47.630	72.91	1.825	16:19:11.558
3 -	1:03.602	45.157	1:48.759	72.16	2.954	16:21:00.317
4 -	1:01.775	44.809	1:46.584 (3)	73.63	0.779	16:22:46.901
5 -	<b>1:01.205</b>	<b>44.600</b>	<b>1:45.805 (1)</b>	<b>74.17</b>		<b>16:24:32.706</b>
6 -	1:01.400	45.172	1:46.572 (2)	73.64	0.767	16:26:19.278

P5 117 F1		POTTINGER / DODD		LCR Yamaha - GB Precision Eng/Opal Fabrication		
IDEAL LAP TIME : 1:46.053		BEST LAP TIME : 1:46.882		DIFFERENCE : 0.829		
LAP	SECTOR 1	SECTOR 2	LAP TIME	MPH	DIFF	TIME OF DAY
1 -		<b>45.575</b>	1:55.045	68.21	8.163	16:17:25.944
2 -	1:01.596	46.634	1:48.230 (3)	72.51	1.348	16:19:14.174
3 -	1:02.374	46.115	1:48.489	72.33	1.607	16:21:02.663
4 -	<b>1:00.478</b>	46.404	<b>1:46.882 (1)</b>	<b>73.42</b>		<b>16:22:49.545</b>
5 -	1:07.313	46.044	1:53.357	69.23	6.475	16:24:42.902
6 -	1:01.495	46.346	1:47.841 (2)	72.77	0.959	16:26:30.743

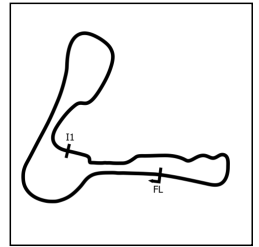
Weather / Track : Sunny / Dry

Cadwell Park  
Circuit Length = 2.1800 miles  
Start: 16:15 Flag 16:25 End: 16:27

# International Sidecar Revival Meeting 2021

## RKB/BMCRC F1 Sidecars

### RACE 10 - SECTOR ANALYSIS



SECTOR 1 = FL to I1, SECTOR 2 = I1 to FL, DIFF = Difference To Personal Best Lap, P = Crossed Finish Line in Pit Lane, D = Time Disallowed

<b>P6 121 F1 LAWRENCE / HUGHES</b>		LCR Yamaha - Highfield Transport, JHM autos				
IDEAL LAP TIME : 1:50.860		BEST LAP TIME : 1:51.064		DIFFERENCE : 0.204		
LAP	SECTOR 1	SECTOR 2	LAP TIME	MPH	DIFF	TIME OF DAY
1 -		48.034	2:01.035	64.84	9.971	16:17:31.934
2 -	1:04.962	47.554	1:52.516	69.75	1.452	16:19:24.450
3 -	<b>1:03.988</b>	47.693	1:51.681 (3)	70.27	0.617	16:21:16.131
4 -	1:05.548	47.325	1:52.873	69.53	1.809	16:23:09.004
5 -	1:04.019	47.045	<b>1:51.064 (1)</b>	<b>70.66</b>		<b>16:25:00.068</b>
6 -	1:04.428	<b>46.872</b>	1:51.300 (2)	70.51	0.236	16:26:51.368

<b>P7 67 F1 JEFFREY / FIELD</b>		Windle F1 - MJP racing				
IDEAL LAP TIME : 2:01.143		BEST LAP TIME : 2:01.563		DIFFERENCE : 0.420		
LAP	SECTOR 1	SECTOR 2	LAP TIME	MPH	DIFF	TIME OF DAY
1 -		52.058	2:07.453	61.57	5.890	16:17:38.352
2 -	1:15.435	49.454	2:04.889	62.84	3.326	16:19:43.241
3 -	1:14.242	50.524	2:04.766	62.90	3.203	16:21:48.007
4 -	1:12.658	49.496	2:02.154 (3)	64.24	0.591	16:23:50.161
5 -	1:12.801	<b>48.896</b>	2:01.697 (2)	64.48	0.134	16:25:51.858
6 -	<b>1:12.247</b>	49.316	<b>2:01.563 (1)</b>	<b>64.55</b>		<b>16:27:53.421</b>

<b>P8 136 F1 EDWARDS / EDWARDS</b>		LCR F1 Suzuki - ECONOMY HEATING SERVICES				
IDEAL LAP TIME : 1:46.332		BEST LAP TIME : 1:46.332		DIFFERENCE : 0.000		
LAP	SECTOR 1	SECTOR 2	LAP TIME	MPH	DIFF	TIME OF DAY
1 -		44.655	1:52.154	69.97	5.822	16:17:23.053
2 -	1:02.303	46.110	1:48.413 (2)	72.39	2.081	16:19:11.466
3 -	1:04.482	44.777	1:49.259 (3)	71.82	2.927	16:21:00.725
4 -	<b>1:02.214</b>	<b>44.118</b>	<b>1:46.332 (1)</b>	<b>73.80</b>		<b>16:22:47.057</b>

<b>P9 8 F1 TAMPIN / TAYLOR</b>		Honda - myself				
IDEAL LAP TIME : 2:14.816		BEST LAP TIME : 2:14.816		DIFFERENCE : 0.000		
LAP	SECTOR 1	SECTOR 2	LAP TIME	MPH	DIFF	TIME OF DAY
1 -		56.491	2:15.170 (2)	58.06	0.354	16:17:46.069
2 -	<b>1:18.919</b>	<b>55.897</b>	<b>2:14.816 (1)</b>	<b>58.21</b>		<b>16:20:00.885</b>

<b>P10 19 F1 MACBRIDE / THOMPSON</b>		LCR Suzuki - Nick Webb				
IDEAL LAP TIME : 2:16.659		BEST LAP TIME : 2:16.659		DIFFERENCE : 0.000		
LAP	SECTOR 1	SECTOR 2	LAP TIME	MPH	DIFF	TIME OF DAY
1 -		59.262	2:28.824 (2)	52.73	12.165	16:17:59.723
2 -	<b>1:18.900</b>	<b>57.759</b>	<b>2:16.659 (1)</b>	<b>57.42</b>		<b>16:20:16.382</b>

# International Sidecar Revival Meeting 2021

## RKB/BMCRC F1 Sidecars

### RACE 10 - BEST SECTORS

SECTOR 1			SECTOR 2			IDEAL / BEST COMPARISON						
POS	NO	NAME	TIME	NO	NAME	TIME	POS	NO	NAME	IDEAL	BEST	DIFF
1	7	GRAY / WHEELER	<b>58.754</b>	27	KIRBY / KIRBY	<b>42.901</b>	1	27	KIRBY / KIRBY	1:42.133	1:42.337	<b>0.204</b>
2	27	KIRBY / KIRBY	<b>59.232</b>	88	NICOL / GIBBON	<b>43.895</b>	2	7	GRAY / WHEELER	1:42.739	1:42.739	<b>0.000</b>
3	88	NICOL / GIBBON	<b>59.988</b>	7	GRAY / WHEELER	<b>43.985</b>	3	88	NICOL / GIBBON	1:43.883	1:44.054	<b>0.171</b>
4	117	POTTINGER / DODD	<b>1:00.478</b>	136	EDWARDS / EDWARDS	<b>44.118</b>	4	62	WRIGHT / BAILEY	1:45.805	1:45.805	<b>0.000</b>
5	62	WRIGHT / BAILEY	<b>1:01.205</b>	62	WRIGHT / BAILEY	<b>44.600</b>	5	117	POTTINGER / DODD	1:46.053	1:46.882	<b>0.829</b>
6	136	EDWARDS / EDWARDS	<b>1:02.214</b>	117	POTTINGER / DODD	<b>45.575</b>	6	136	EDWARDS / EDWARDS	1:46.332	1:46.332	<b>0.000</b>
7	121	LAWRENCE / HUGHES	<b>1:03.988</b>	121	LAWRENCE / HUGHES	<b>46.872</b>	7	121	LAWRENCE / HUGHES	1:50.860	1:51.064	<b>0.204</b>
8	67	JEFFREY / FIELD	<b>1:12.247</b>	67	JEFFREY / FIELD	<b>48.896</b>	8	67	JEFFREY / FIELD	2:01.143	2:01.563	<b>0.420</b>
9	19	MACBRIDE / THOMPSON	<b>1:18.900</b>	8	TAMPIN / TAYLOR	<b>55.897</b>	9	8	TAMPIN / TAYLOR	2:14.816	2:14.816	<b>0.000</b>
10	8	TAMPIN / TAYLOR	<b>1:18.919</b>	19	MACBRIDE / THOMPSON	<b>57.759</b>	10	19	MACBRIDE / THOMPSON	2:16.659	2:16.659	<b>0.000</b>
11												

**PERFECT LAP 1:41.655**

Weather / Track : Sunny / Dry

Results can be found at [www.tsl-timing.com](http://www.tsl-timing.com)

Cadwell Park  
Circuit Length = 2.1800 miles  
Start: 16:15 Flag 16:25 End: 16:27

Printed - 16:28 Saturday, 07 August 2021

# International Sidecar Revival Meeting 2021

## RKB/BMCRC F1 Sidecars

### RACE 10 - STATISTICS

**Competitors Started** 10  
**Planned Start** 2021-08-07 @ 15:45:00.000  
**Actual Start** 2021-08-07 @ 16:15:30.898  
**Finish Time** 2021-08-07 @ 16:25:58.807  
**Track Length** 2.1800mi.  
**Total Laps** 50  
**Total Distance Covered** 109.0009mi.

#### Session Fastest Lap History

NO	NAME	LAP TIME	TIME OF DAY	LAP	VEHICLE
27	KIRBY / KIRBY	<b>1:48.481</b>	16:17:19.383	1	ARS Yamaha
27	KIRBY / KIRBY	<b>1:42.337</b>	16:19:01.720	2	ARS Yamaha

#### Session Leader History

NO	NAME	FROM LAP	LAPS LED	DISTANCE	VEHICLE
27	KIRBY / KIRBY	1	6	13.08 miles	ARS Yamaha

#### Flag History

TYPE	TIME OF DAY
GREEN	16:15:30.898
FINISH	16:25:58.807

#### Flag Statistics

TYPE	COUNT	TOTAL LAPS	TOTAL TIME
Green	1	6	12:25.194
Red	0	0	0.000
Safety Car	0	0	0.000
FCY	0	0	0.000

Weather / Track : Sunny / Dry

Results can be found at [www.tsl-timing.com](http://www.tsl-timing.com)

Cadwell Park  
Circuit Length = 2.1800 miles  
Start: 16:15 Flag 16:25 End: 16:27

Printed - 16:28 Saturday, 07 August 2021



## International Sidecar Revival Meeting 2021

### RKB/BMCRC F1 Sidecars

### RACE 6 - GRID - AMENDED (8 Laps)

ROW 7	13	30	JAMES / JAMES	14					
ROW 6		11	61	FORREST / McCAULAY	12	42	WARD / THOMAS		
ROW 5	9	8	TAMPIN / TAYLOR	2:14.816	10	19	MACBRIDE / THOMPSON	2:16.659	
ROW 4		7	121	LAWRENCE / HUGHES	1:51.064	8	67	JEFFREY / FIELD	2:01.563
ROW 3	5	136	EDWARDS / EDWARDS	1:46.332	6	117	POTTINGER / DODD	1:46.882	
ROW 2		3	88	NICOL / GIBBON	1:44.054	4	62	WRIGHT / BAILEY	1:45.805
ROW 1	1	27	KIRBY / KIRBY	1:42.337	2	7	GRAY / WHEELER	1:42.739	
		<b>Pole</b>							

These results are provisional until the conclusion of any judicial and technical matters.

Cadwell Park  
Circuit Length = 2.1800 miles

Clerk Of Course :	Stewards :	Timekeeper : Craig Smith
-------------------	------------	--------------------------

Results can be found at [www.tsl-timing.com](http://www.tsl-timing.com)

Printed - 17:42 Saturday, 07 August 2021



**International Sidecar Revival Meeting 2021****RKB/BMCRC F1 & F2 Sidecars****FREE PRACTICE - CLASSIFICATION**

POS	NO	CL	PIC NAME	ENTRY	TIME	ON	LAPS	GAP	DIFF	MPH
1	8	F2	1 FENWICK / MARTIN	Shelbourne YAMAHA -	1:44.506	3	4			75.09
2	27	F1	1 KIRBY / KIRBY	ARS Yamaha - KRT	1:44.710	4	4	0.204	0.204	74.95
3	88	F1	2 NICOL / GIBBON	LCR F1 - B&D Roofing, BN Designs Bodyshop, Steve V	1:44.754	4	4	0.248	0.044	74.91
4	7	F1	3 GRAY / WHEELER	Yamaha -	1:46.091	3	3	1.585	1.337	73.97
5	37	F2	2 MORPHET / REILLY	LCR SUZUKI -	1:50.444	2	4	5.938	4.353	71.05
6	62	F1	4 WRIGHT / BAILEY	RYDE Yamaha - Stainless Steel Designs Ltd.	1:50.559	2	2	6.053	0.115	70.98
7	58	F2	3 EASTELL / GEDDES	Shelbourne YAMAHA - Lee Eastell Engineering service	1:50.957	3	4	6.451	0.398	70.73
8	73	F2	4 GOODIER / BROWN	LCR F2 - Rowtec Ltd	1:51.313	4	4	6.807	0.356	70.50
9	46	F2	5 SAUNDERS / HODGSON	MS Racing HONDA -	1:53.164	2	2	8.658	1.851	69.35
10	361	F2	6 QUIRK / SCHOFIELD	Ireson SUZUKI -	1:54.114	4	4	9.608	0.950	68.77
11	51	F2	7 MCKAY / SZANEL	Baker F2 - Mizar Ltd	1:55.084	4	4	10.578	0.970	68.19
12	19	F2	8 DICKINSON / DICKINSON	Baker SUZUKI - LD Engineering	1:55.469	2	2	10.963	0.385	67.96
13	66	F2	9 LUMLEY / MORALEE	Lumley KAWASAKI - Lumley Engineering Ltd	1:56.378	3	4	11.872	0.909	67.43
14	117	F1	5 POTTINGER / DODD	LCR Yamaha - GB Precision Eng/Opal Fabrication	1:56.574	2	2	12.068	0.196	67.32
15	61	F1	6 FORREST / McCAULAY	Yamaha - Tweedvale Motorcycles	2:10.259	1	1	25.753	13.685	60.24
16	42	F1	7 WARD / THOMAS	BMR F1 - ALDE	2:10.448	1	1	25.942	0.189	60.16
17	8	F1	8 TAMPIN / TAYLOR	Honda - myself	2:15.016	3	3	30.510	4.568	58.12

Weather / Track : Cloudy / Dry

These results are provisional until the conclusion of any judicial and technical matters.

Cadwell Park

Circuit Length = 2.1800 miles

Start: 09:45 Flag 09:52 End: 09:55

Clerk Of Course :	Stewards :	Timekeeper : Craig Smith
-------------------	------------	--------------------------

Results can be found at [www.tsl-timing.com](http://www.tsl-timing.com)

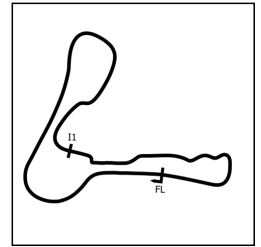
Printed - 09:55 Sunday, 08 August 2021



# International Sidecar Revival Meeting 2021

## RKB/BMCRC F1 & F2 Sidecars

### FREE PRACTICE - SECTOR ANALYSIS



SECTOR 1 = FL to I1, SECTOR 2 = I1 to FL, DIFF = Difference To Personal Best Lap, P = Crossed Finish Line in Pit Lane, D = Time Disallowed

P1		8 F2		FENWICK / MARTIN		Shelbourne YAMAHA -	
IDEAL LAP TIME : 1:44.506		BEST LAP TIME : 1:44.506		DIFFERENCE : 0.000			
LAP	SECTOR 1	SECTOR 2	LAP TIME	MPH	DIFF	TIME OF DAY	
1 -	1:07.338	47.693	1:55.031	68.22	10.525	09:48:03.902	
2 -	1:02.079	44.761	1:46.840 (3)	73.45	2.334	09:49:50.742	
3 -	<b>1:00.118</b>	<b>44.388</b>	<b>1:44.506 (1)</b>	<b>75.09</b>		<b>09:51:35.248</b>	
4 -	1:00.134	44.887	1:45.021 (2)	74.72	0.515	09:53:20.269	

P2		27 F1		KIRBY / KIRBY		ARS Yamaha - KRT	
IDEAL LAP TIME : 1:44.710		BEST LAP TIME : 1:44.710		DIFFERENCE : 0.000			
LAP	SECTOR 1	SECTOR 2	LAP TIME	MPH	DIFF	TIME OF DAY	
1 -	1:10.154	48.587	1:58.741	66.09	14.031	09:48:03.452	
2 -	1:03.254	47.206	1:50.460 (3)	71.04	5.750	09:49:53.912	
3 -	1:04.407	45.286	1:49.693 (2)	71.54	4.983	09:51:43.605	
4 -	<b>59.900</b>	<b>44.810</b>	<b>1:44.710 (1)</b>	<b>74.95</b>		<b>09:53:28.315</b>	

P3		88 F1		NICOL / GIBBON		LCR F1 - B&D Roofing, BN Designs Bodyshop, Steve Webster	
IDEAL LAP TIME : 1:44.754		BEST LAP TIME : 1:44.754		DIFFERENCE : 0.000			
LAP	SECTOR 1	SECTOR 2	LAP TIME	MPH	DIFF	TIME OF DAY	
1 -	1:07.799	47.205	1:55.004	68.24	10.250	09:48:05.796	
2 -	1:02.447	46.324	1:48.771 (3)	72.15	4.017	09:49:54.567	
3 -	1:02.360	46.002	1:48.362 (2)	72.42	3.608	09:51:42.929	
4 -	<b>1:00.199</b>	<b>44.555</b>	<b>1:44.754 (1)</b>	<b>74.91</b>		<b>09:53:27.683</b>	

P4		7 F1		GRAY / WHEELER		Yamaha -	
IDEAL LAP TIME : 1:46.091		BEST LAP TIME : 1:46.091		DIFFERENCE : 0.000			
LAP	SECTOR 1	SECTOR 2	LAP TIME	MPH	DIFF	TIME OF DAY	
1 -	1:09.211	51.595	2:00.806 (3)	64.96	14.715	09:48:27.999	
2 -	1:03.861	46.446	1:50.307 (2)	71.14	4.216	09:50:18.306	
3 -	<b>1:00.212</b>	<b>45.879</b>	<b>1:46.091 (1)</b>	<b>73.97</b>		<b>09:52:04.397</b>	

P5		37 F2		MORPHET / REILLY		LCR SUZUKI -	
IDEAL LAP TIME : 1:50.354		BEST LAP TIME : 1:50.444		DIFFERENCE : 0.090			
LAP	SECTOR 1	SECTOR 2	LAP TIME	MPH	DIFF	TIME OF DAY	
1 -	1:05.646	48.093	1:53.739	69.00	3.295	09:48:09.204	
2 -	<b>1:03.413</b>	47.031	<b>1:50.444 (1)</b>	<b>71.05</b>		<b>09:49:59.648</b>	
3 -	1:04.829	<b>46.941</b>	1:51.770 (3)	70.21	1.326	09:51:51.418	
4 -	1:03.510	47.103	1:50.613 (2)	70.95	0.169	09:53:42.031	

P6		62 F1		WRIGHT / BAILEY		RYDE Yamaha - Stainless Steel Designs Ltd.	
IDEAL LAP TIME : 1:48.841		BEST LAP TIME : 1:50.559		DIFFERENCE : 1.718			
LAP	SECTOR 1	SECTOR 2	LAP TIME	MPH	DIFF	TIME OF DAY	
1 -	1:07.413	48.012	1:55.425 (2)	67.99	4.866	09:48:03.670	
2 -	1:03.715	<b>46.844</b>	<b>1:50.559 (1)</b>	<b>70.98</b>		<b>09:49:54.229</b>	

P7		58 F2		EASTELL / GEDDES		Shelbourne YAMAHA - Lee Eastell Engineering services ltd	
IDEAL LAP TIME : 1:49.870		BEST LAP TIME : 1:50.957		DIFFERENCE : 1.087			
LAP	SECTOR 1	SECTOR 2	LAP TIME	MPH	DIFF	TIME OF DAY	
1 -	1:08.834	47.694	1:56.528	67.34	5.571	09:48:13.808	
2 -	1:04.542	48.804	1:53.346 (3)	69.23	2.389	09:50:07.154	
3 -	1:04.561	<b>46.396</b>	<b>1:50.957 (1)</b>	<b>70.73</b>		<b>09:51:58.111</b>	
4 -	<b>1:03.474</b>	48.880	1:52.354 (2)	69.85	1.397	09:53:50.465	

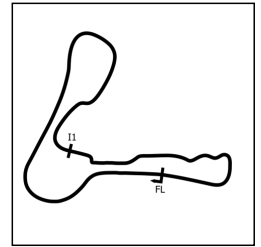
Weather / Track : Cloudy / Dry

Cadwell Park  
Circuit Length = 2.1800 miles  
Start: 09:45 Flag 09:52 End: 09:55

# International Sidecar Revival Meeting 2021

## RKB/BMCRC F1 & F2 Sidecars

### FREE PRACTICE - SECTOR ANALYSIS



SECTOR 1 = FL to I1, SECTOR 2 = I1 to FL, DIFF = Difference To Personal Best Lap, P = Crossed Finish Line in Pit Lane, D = Time Disallowed

P8 73 F2		GOODIER / BROWN		LCR F2 - Rowtec Ltd			
IDEAL LAP TIME : 1:50.636		BEST LAP TIME : 1:51.313		DIFFERENCE : 0.677			
LAP	SECTOR 1	SECTOR 2	LAP TIME	MPH	DIFF	TIME OF DAY	
1 -	1:09.180	<b>46.485</b>	1:55.665	67.85	4.352	09:48:06.589	
2 -	1:05.380	46.704	1:52.084 (3)	70.01	0.771	09:49:58.673	
3 -	1:04.804	46.576	1:51.380 (2)	70.46	0.067	09:51:50.053	
4 -	<b>1:04.151</b>	47.162	<b>1:51.313 (1)</b>	<b>70.50</b>		<b>09:53:41.366</b>	

P9 46 F2		SAUNDERS / HODGSON		MS Racing HONDA -			
IDEAL LAP TIME : 1:51.743		BEST LAP TIME : 1:53.164		DIFFERENCE : 1.421			
LAP	SECTOR 1	SECTOR 2	LAP TIME	MPH	DIFF	TIME OF DAY	
1 -	1:09.563	48.991	1:58.554 (2)	66.19	5.390	09:48:20.716	
2 -	1:05.472	<b>47.692</b>	<b>1:53.164 (1)</b>	<b>69.35</b>		<b>09:50:13.880</b>	

P10 361 F2		QUIRK / SCHOFIELD		Ireson SUZUKI -			
IDEAL LAP TIME : 1:54.114		BEST LAP TIME : 1:54.114		DIFFERENCE : 0.000			
LAP	SECTOR 1	SECTOR 2	LAP TIME	MPH	DIFF	TIME OF DAY	
1 -	1:14.247	53.133	2:07.380	61.61	13.266	09:48:28.614	
2 -	1:08.141	50.105	1:58.246 (3)	66.37	4.132	09:50:26.860	
3 -	1:07.698	48.583	1:56.281 (2)	67.49	2.167	09:52:23.141	
4 -	<b>1:05.961</b>	<b>48.153</b>	<b>1:54.114 (1)</b>	<b>68.77</b>		<b>09:54:17.255</b>	

P11 51 F2		MCKAY / SZANEL		Baker F2 - Mizar Ltd			
IDEAL LAP TIME : 1:55.084		BEST LAP TIME : 1:55.084		DIFFERENCE : 0.000			
LAP	SECTOR 1	SECTOR 2	LAP TIME	MPH	DIFF	TIME OF DAY	
1 -	1:12.778	54.917	2:07.695	61.45	12.611	09:48:31.123	
2 -	1:10.519	49.059	1:59.578 (3)	65.63	4.494	09:50:30.701	
3 -	1:08.598	48.953	1:57.551 (2)	66.76	2.467	09:52:28.252	
4 -	<b>1:06.860</b>	<b>48.224</b>	<b>1:55.084 (1)</b>	<b>68.19</b>		<b>09:54:23.336</b>	

P12 19 F2		DICKINSON / DICKINSON		Baker SUZUKI - LD Engineering			
IDEAL LAP TIME : 1:55.047		BEST LAP TIME : 1:55.469		DIFFERENCE : 0.422			
LAP	SECTOR 1	SECTOR 2	LAP TIME	MPH	DIFF	TIME OF DAY	
1 -	1:13.333	49.948	2:03.281 (2)	63.65	7.812	09:48:31.866	
2 -	1:06.036	<b>49.433</b>	<b>1:55.469 (1)</b>	<b>67.96</b>		<b>09:50:27.335</b>	

P13 66 F2		LUMLEY / MORALEE		Lumley KAWASAKI - Lumley Engineering Ltd			
IDEAL LAP TIME : 1:56.348		BEST LAP TIME : 1:56.378		DIFFERENCE : 0.030			
LAP	SECTOR 1	SECTOR 2	LAP TIME	MPH	DIFF	TIME OF DAY	
1 -	1:12.837	50.576	2:03.413	63.59	7.035	09:48:20.599	
2 -	1:09.073	<b>48.902</b>	1:57.975 (3)	66.52	1.597	09:50:18.574	
3 -	<b>1:07.446</b>	48.932	<b>1:56.378 (1)</b>	<b>67.43</b>		<b>09:52:14.952</b>	
4 -	1:07.880	49.341	1:57.221 (2)	66.95	0.843	09:54:12.173	

P14 117 F1		POTTINGER / DODD		LCR Yamaha - GB Precision Eng/Opal Fabrication			
IDEAL LAP TIME : 1:56.574		BEST LAP TIME : 1:56.574		DIFFERENCE : 0.000			
LAP	SECTOR 1	SECTOR 2	LAP TIME	MPH	DIFF	TIME OF DAY	
1 -	1:12.634	49.312	2:01.946 (2)	64.35	5.372	09:48:10.066	
2 -	<b>1:07.662</b>	<b>48.912</b>	<b>1:56.574 (1)</b>	<b>67.32</b>		<b>09:50:06.640</b>	

P15 61 F1		FORREST / McCAULAY		Yamaha - Tweedvale Motorcycles			
IDEAL LAP TIME : 1:58.945		BEST LAP TIME : 2:10.259		DIFFERENCE : 11.314			
LAP	SECTOR 1	SECTOR 2	LAP TIME	MPH	DIFF	TIME OF DAY	
1 -	1:17.474	<b>52.785</b>	<b>2:10.259 (1)</b>	<b>60.24</b>		<b>09:48:26.377</b>	

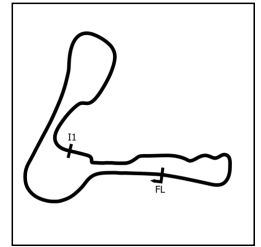
Weather / Track : Cloudy / Dry

Cadwell Park  
Circuit Length = 2.1800 miles  
Start: 09:45 Flag 09:52 End: 09:55

# International Sidecar Revival Meeting 2021

## RKB/BMCRC F1 & F2 Sidecars

### FREE PRACTICE - SECTOR ANALYSIS



SECTOR 1 = FL to I1, SECTOR 2 = I1 to FL, DIFF = Difference To Personal Best Lap, P = Crossed Finish Line in Pit Lane, D = Time Disallowed

<b>P16</b>	<b>42 F1</b>	<b>WARD / THOMAS</b>	BMR F1 - ALDE			
IDEAL LAP TIME : 2:05.841		BEST LAP TIME : 2:10.448		DIFFERENCE : 4.607		
LAP	SECTOR 1	SECTOR 2	LAP TIME	MPH	DIFF	TIME OF DAY

1 -	1:15.576	<b>54.872</b>	<b>2:10.448 (1)</b>	<b>60.16</b>		<b>09:48:30.779</b>
-----	----------	---------------	---------------------	--------------	--	---------------------

<b>P17</b>	<b>8 F1</b>	<b>TAMPIN / TAYLOR</b>	Honda - myself			
IDEAL LAP TIME : 2:12.859		BEST LAP TIME : 2:15.016		DIFFERENCE : 2.157		
LAP	SECTOR 1	SECTOR 2	LAP TIME	MPH	DIFF	TIME OF DAY

1 -	<b>1:17.469</b>	1:06.209	<b>2:23.678 (3)</b>	54.62	8.662	09:48:39.370
2 -	1:18.320	57.953	<b>2:16.273 (2)</b>	57.59	1.257	09:50:55.643
3 -	1:19.626	<b>55.390</b>	<b>2:15.016 (1)</b>	<b>58.12</b>		<b>09:53:10.659</b>

# International Sidecar Revival Meeting 2021

## RKB/BMCRC F1 & F2 Sidecars

### FREE PRACTICE - BEST SECTORS

SECTOR 1			SECTOR 2			IDEAL / BEST COMPARISON						
POS	NO	NAME	TIME	NO	NAME	TIME	POS	NO	NAME	IDEAL	BEST	DIFF
									<b>PERFECT LAP</b>	<b>1:44.288</b>		
1	27	KIRBY / KIRBY	<b>59.900</b>	8	FENWICK / MARTIN	<b>44.388</b>	1	8	FENWICK / MARTIN	1:44.506	1:44.506	<b>0.000</b>
2	8	FENWICK / MARTIN	<b>1:00.118</b>	88	NICOL / GIBBON	<b>44.555</b>	2	27	KIRBY / KIRBY	1:44.710	1:44.710	<b>0.000</b>
3	88	NICOL / GIBBON	<b>1:00.199</b>	27	KIRBY / KIRBY	<b>44.810</b>	3	88	NICOL / GIBBON	1:44.754	1:44.754	<b>0.000</b>
4	7	GRAY / WHEELER	<b>1:00.212</b>	7	GRAY / WHEELER	<b>45.879</b>	4	7	GRAY / WHEELER	1:46.091	1:46.091	<b>0.000</b>
5	62	WRIGHT / BAILEY	<b>1:01.997</b>	58	EASTELL / GEDDES	<b>46.396</b>	5	62	WRIGHT / BAILEY	1:48.841	1:50.559	<b>1.718</b>
6	37	MORPHET / REILLY	<b>1:03.413</b>	73	GOODIER / BROWN	<b>46.485</b>	6	58	EASTELL / GEDDES	1:49.870	1:50.957	<b>1.087</b>
7	58	EASTELL / GEDDES	<b>1:03.474</b>	62	WRIGHT / BAILEY	<b>46.844</b>	7	37	MORPHET / REILLY	1:50.354	1:50.444	<b>0.090</b>
8	46	SAUNDERS / HODGSON	<b>1:04.051</b>	37	MORPHET / REILLY	<b>46.941</b>	8	73	GOODIER / BROWN	1:50.636	1:51.313	<b>0.677</b>
9	73	GOODIER / BROWN	<b>1:04.151</b>	46	SAUNDERS / HODGSON	<b>47.692</b>	9	46	SAUNDERS / HODGSON	1:51.743	1:53.164	<b>1.421</b>
10	19	DICKINSON / DICKINSON	<b>1:05.614</b>	361	QUIRK / SCHOFIELD	<b>48.153</b>	10	361	QUIRK / SCHOFIELD	1:54.114	1:54.114	<b>0.000</b>
11	361	QUIRK / SCHOFIELD	<b>1:05.961</b>	51	MCKAY / SZANEL	<b>48.224</b>	11	19	DICKINSON / DICKINSON	1:55.047	1:55.469	<b>0.422</b>
12	61	FORREST / McCAULAY	<b>1:06.160</b>	66	LUMLEY / MORALEE	<b>48.902</b>	12	51	MCKAY / SZANEL	1:55.084	1:55.084	<b>0.000</b>
13	51	MCKAY / SZANEL	<b>1:06.860</b>	117	POTTINGER / DODD	<b>48.912</b>	13	66	LUMLEY / MORALEE	1:56.348	1:56.378	<b>0.030</b>
14	66	LUMLEY / MORALEE	<b>1:07.446</b>	19	DICKINSON / DICKINSON	<b>49.433</b>	14	117	POTTINGER / DODD	1:56.574	1:56.574	<b>0.000</b>
15	117	POTTINGER / DODD	<b>1:07.662</b>	61	FORREST / McCAULAY	<b>52.785</b>	15	61	FORREST / McCAULAY	1:58.945	2:10.259	<b>11.314</b>
16	42	WARD / THOMAS	<b>1:10.969</b>	42	WARD / THOMAS	<b>54.872</b>	16	42	WARD / THOMAS	2:05.841	2:10.448	<b>4.607</b>
17	8	TAMPIN / TAYLOR	<b>1:17.469</b>	8	TAMPIN / TAYLOR	<b>55.390</b>	17	8	TAMPIN / TAYLOR	2:12.859	2:15.016	<b>2.157</b>

Weather / Track : Cloudy / Dry

Results can be found at [www.tsl-timing.com](http://www.tsl-timing.com)

Cadwell Park

Circuit Length = 2.1800 miles

Start: 09:45 Flag 09:52 End: 09:55

Printed - 09:55 Sunday, 08 August 2021

# International Sidecar Revival Meeting 2021

## RKB/BMCRC F1 & F2 Sidecars

### FREE PRACTICE - STATISTICS

**Competitors Started** 17  
**Planned Start** 2021-08-08 @ 09:56:00.000  
**Actual Start** 2021-08-08 @ 09:45:24.578  
**Finish Time** 2021-08-08 @ 09:52:30.346  
**Track Length** 2.1800mi.  
**Total Laps** 52  
**Total Distance Covered** 113.3609mi.

### Session Fastest Lap History

NO	CL	NAME	LAP TIME	TIME OF DAY	LAP	VEHICLE
27	F1	KIRBY / KIRBY	<b>1:58.741</b>	09:48:03.455	1	ARS Yamaha
62	F1	WRIGHT / BAILEY	<b>1:55.425</b>	09:48:03.684	1	RYDE Yamaha
8	F2	FENWICK / MARTIN	<b>1:55.031</b>	09:48:03.931	1	Shelbourne YAMAHA
88	F1	NICOL / GIBBON	<b>1:55.004</b>	09:48:05.815	1	LCR F1
37	F2	MORPHET / REILLY	<b>1:53.739</b>	09:48:09.243	1	LCR SUZUKI
8	F2	FENWICK / MARTIN	<b>1:46.840</b>	09:49:50.772	2	Shelbourne YAMAHA
8	F2	FENWICK / MARTIN	<b>1:44.506</b>	09:51:35.278	3	Shelbourne YAMAHA

### Flag History

TYPE	TIME OF DAY
GREEN	09:45:24.578
FINISH	09:52:30.346

### Flag Statistics

TYPE	COUNT	TOTAL LAPS	TOTAL TIME
Green	1	4	10:05.055
Red	0	0	0.000
Safety Car	0	0	0.000
FCY	0	0	0.000

Weather / Track : Cloudy / Dry

# International Sidecar Revival Meeting 2021

## RKB/BMCRC F1 & F2 Sidecars

### FREE PRACTICE - STATISTICS

CLASS : F1

8 Starters

#### Fastest Lap History

NO	NAME	LAP TIME	TIME OF DAY	LAP	VEHICLE
27	KIRBY / KIRBY	1:58.741	09:48:03.455	1	ARS Yamaha
62	WRIGHT / BAILEY	1:55.425	09:48:03.684	1	RYDE Yamaha
88	NICOL / GIBBON	1:55.004	09:48:05.815	1	LCR F1
27	KIRBY / KIRBY	1:50.460	09:49:53.915	2	ARS Yamaha
88	NICOL / GIBBON	1:48.771	09:49:54.585	2	LCR F1
88	NICOL / GIBBON	1:48.362	09:51:42.946	3	LCR F1
7	GRAY / WHEELER	1:46.091	09:52:04.420	3	Yamaha
88	NICOL / GIBBON	1:44.754	09:53:27.703	4	LCR F1
27	KIRBY / KIRBY	1:44.710	09:53:28.319	4	ARS Yamaha

Weather / Track : Cloudy / Dry

Results can be found at [www.tsl-timing.com](http://www.tsl-timing.com)

Page 2 of 3

Cadwell Park  
Circuit Length = 2.1800 miles  
Start: 09:45 Flag 09:52 End: 09:55

Printed - 09:56 Sunday, 08 August 2021



# International Sidecar Revival Meeting 2021

## RKB/BMCRC F1 & F2 Sidecars

### FREE PRACTICE - STATISTICS

CLASS : F2

9 Starters

#### Fastest Lap History

NO	NAME	LAP TIME	TIME OF DAY	LAP	VEHICLE
8	FENWICK / MARTIN	1:55.031	09:48:03.931	1	Shelbourne YAMAHA
37	MORPHET / REILLY	1:53.739	09:48:09.243	1	LCR SUZUKI
8	FENWICK / MARTIN	1:46.840	09:49:50.772	2	Shelbourne YAMAHA
8	FENWICK / MARTIN	1:44.506	09:51:35.278	3	Shelbourne YAMAHA



### International Sidecar Revival Meeting 2021

### RKB/BMCRC F1 & F2 Sidecars

### RACE 6 - CLASSIFICATION

POS	NO	CL	PIC NAME	ENTRY	LAPS	TIME	GAP	DIFF	MPH	BEST	ON
1	88	F1	1 NICOL / GIBBON	LCR F1 - B&D Roofing, BN Designs Bodyshop, Stev	8	14:47.663			70.73	1:48.730	8
2	7	F1	2 GRAY / WHEELER	Yamaha -	8	14:53.757	6.094	6.094	70.24	1:47.115	5
3	62	F1	3 WRIGHT / BAILEY	RYDE Yamaha - Stainless Steel Designs Ltd.	8	14:57.740	10.077	3.983	69.93	1:49.262	4
4	89	F2	1 HAUXWELL / TAYLOR	- Vinyls4U DMH tyres	8	14:58.002	10.339	0.262	69.91	1:50.249	7
5	117*	F1	4 POTTINGER / DODD	LCR Yamaha - GB Precision Eng/Opal Fabrication	8	14:59.204	11.541	1.202	69.82	1:47.656	5
6	27	F1	5 KIRBY / KIRBY	ARS Yamaha - KRT	8	15:04.232	16.569	5.028	69.43	1:51.741	6
7	37	F2	2 MORPHET / REILLY	LCR SUZUKI -	8	15:07.041	19.378	2.809	69.21	1:50.598	5
8	22	F2	3 PEARSON / PARKER	LCR SUZUKI -	8	15:13.204	25.541	6.163	68.75	1:50.100	5
9	73	F2	4 GOODIER / BROWN	LCR F2 - Rowtec Ltd	8	15:34.354	46.691	21.150	67.19	1:52.845	3
10	46	F2	5 SAUNDERS / HODGSON	MS Racing HONDA -	8	15:35.783	48.120	1.429	67.09	1:53.930	2
11	95	F2	6 REMNANT / TILLEY	2002 LUMLEY -	8	15:47.387	59.724	11.604	66.27	1:50.339	7
12	61	F1	6 FORREST / McCAULAY	Yamaha - Tweedvale Motorcycles	8	15:52.396	1:04.733	5.009	65.92	1:56.319	4
13	51	F2	7 MCKAY / SZANEL	Baker F2 - Mizar Ltd	8	16:09.332	1:21.669	16.936	64.77	1:56.541	7
14	361	F2	8 QUIRK / SCHOFIELD	Ireson SUZUKI -	8	16:09.423	1:21.760	0.091	64.76	1:56.638	8
15	121	F1	7 LAWRENCE / HUGHES	LCR Yamaha - Highfield Transport, JHM autos	8	16:10.330	1:22.667	0.907	64.70	1:56.031	8
16	66	F2	9 LUMLEY / MORALEE	Lumley KAWASAKI - Lumley Engineering Ltd	8	16:10.436	1:22.773	0.106	64.69	1:56.702	7
17	48	F2	10 BERRY / O'NEILL	D&D Windle SUZUKI - Cutting Hedge Racing.	8	16:15.659	1:27.996	5.223	64.35	1:58.311	7
18	120	F2	11 THOMAS / THOMAS	Ireson HONDA - Alford Windows	8	16:46.894	1:59.231	31.235	62.35	2:01.165	4
19	67	F1	8 JEFFREY / FIELD	Windle F1 - MJP racing	7	14:57.509	1 Lap	1 Lap	61.20	2:05.063	4
20	19	F1	9 MACBRIDE / THOMPSON	LCR Suzuki - Nick Webb	7	16:07.622	1 Lap	1:10.113	56.77	2:14.731	2

#### NOT CLASSIFIED

DNF	167	F2	PETTMAN / SMITH	Windle 600 YAMAHA - Wintec Racing	5	10:41.232	3 Laps	2 Laps	61.19	2:04.266	5
DNF	38	F2	MOSS / MOSS	Shelbourne YAMAHA R6 - LifeSafety Motorsport - C	5	11:05.702	3 Laps	24.470	58.94	2:10.597	4
DNF	8	F1	TAMPIN / TAYLOR	Honda - myself	4	8:52.629	4 Laps	1 Lap	58.93	2:10.629	4
DNF	119	F2	DICKINSON / DICKINSON	Baker SUZUKI - LD Engineering	3	5:48.578	5 Laps	1 Lap	67.54	1:53.496	2
DNF	58	F2	EASTELL / GEDDES	Shelbourne YAMAHA - Lee Eastell Engineering sen	2	3:56.965	6 Laps	1 Lap	66.23	1:52.818	2
DNF	18	F2	FENWICK / KNAPTON	Shelbourne YAMAHA -	2	3:58.441	6 Laps	1.476	65.82	1:54.107	2
DNF	42	F1	WARD / THOMAS	BMR F1 - ALDE	2	4:05.783	6 Laps	7.342	63.86	1:56.929	2

#### FASTEST LAP

7	F1	GRAY / WHEELER	Yamaha -	5	1:47.115	73.26 mph	117.91 kph
22	F2	PEARSON / PARKER	LCR SUZUKI -	5	1:50.100	71.28 mph	114.71 kph

\* No. 117 - 10 second penalty - jump start  
 Class F1 - 92.5% of Race Speed = 65.42 mph  
 Class F2 - 92.5% of Race Speed = 64.66 mph

Weather / Track : Sunny / Drying

These results are provisional until the conclusion of any judicial and technical matters.

Cadwell Park: 2.1800 miles

Race Distance: 8 Laps / 17.44 miles

Start: 13:38 Flag 13:53 End: 13:55

Clerk Of Course :	Stewards :	Timekeeper : Craig Smith
-------------------	------------	--------------------------

Results can be found at [www.tsl-timing.com](http://www.tsl-timing.com)

Printed - 13:55 Sunday, 08 August 2021



# International Sidecar Revival Meeting 2021

## RKB/BMCRC F1 & F2 Sidecars

### RACE 6 - LAP CHART

#### LAP 1 @ 13:40:19.715

NO	BEHIND	LAP TIME
88		1:55.309
27	1.082	1:56.391
73	1.523	1:56.832
62	1.768	1:57.077
89	4.601	1:59.910
119	5.695	2:01.004
117	6.067	2:01.376
7	6.383	2:01.692
37	7.206	2:02.515
95	7.794	2:03.103
58	8.838	2:04.147
18	9.025	2:04.334
46	9.303	2:04.612
121	10.769	2:06.078
22	11.613	2:06.922
66	12.414	2:07.723
42	13.545	2:08.854
61	14.552	2:09.861
361	19.822	2:15.131
48	20.051	2:15.360
8	22.366	2:17.675
67	25.095	2:20.404
38	25.243	2:20.552
51	25.469	2:20.778
167	25.984	2:21.293
120	27.799	2:23.108
19	29.574	2:24.883

#### LAP 2 @ 13:42:10.184

NO	BEHIND	LAP TIME
88		1:50.469
62	1.838	1:50.539
27	4.195	1:53.582
89	5.272	1:51.140
117	6.311	1:50.713
73	7.206	1:56.152
7	7.426	1:51.512
119	8.722	1:53.496
37	9.114	1:52.377
95	10.074	1:52.749
58	11.187	1:52.818
18	12.663	1:54.107
46	12.764	1:53.930
22	13.689	1:52.545
121	19.670	1:59.370
42	20.005	1:56.929
66	20.508	1:58.563
61	21.416	1:57.333
48	29.904	2:00.322
361	31.301	2:01.948
51	36.486	2:01.486
167	40.617	2:05.102
67	44.045	2:09.419
8	44.793	2:12.896
120	45.098	2:07.768
38	46.517	2:11.743
19	53.836	2:14.731

#### LAP 3 @ 13:43:59.823

NO	BEHIND	LAP TIME
88		1:49.639

62	2.103	1:49.904
27	6.606	1:52.050
89	7.262	1:51.629
117	7.355	1:50.683
7	8.049	1:50.262
73	10.412	1:52.845
95	12.689	1:52.254
37	12.814	1:53.339
119	13.161	1:54.078
22	16.989	1:52.939
46	17.321	1:54.196
61	28.695	1:56.918
66	30.691	1:59.822
121	34.578	2:04.547
48	40.934	2:00.669
361	41.843	2:00.181
51	44.868	1:58.021
167	55.564	2:04.586
67	59.951	2:05.545
120	1:01.379	2:05.920
8	1:06.583	2:11.429
38	1:08.539	2:11.661
19	1:20.833	2:16.636

#### LAP 4 @ 13:45:50.001

NO	BEHIND	LAP TIME
88		1:50.178
62	1.187	1:49.262
117	5.568	1:48.391
7	7.296	1:49.425
27	8.730	1:52.302
89	9.108	1:52.024
37	13.815	1:51.179
73	15.417	1:55.183
46	21.450	1:54.307
22	22.145	1:55.334
61	34.836	1:56.319
121	47.615	2:03.215
66	51.468	2:10.955
48	52.256	2:01.500
361	53.045	2:01.380
51	53.146	1:58.456
95	54.998	2:32.487
167	1:11.371	2:05.985
120	1:12.366	2:01.165
67	1:14.836	2:05.063
8	1:27.034	2:10.629
38	1:28.958	2:10.597
19	1:46.461	2:15.806

#### LAP 5 @ 13:47:41.178

NO	BEHIND	LAP TIME
88		1:51.177
62	0.811	1:50.801
117	2.047	1:47.656
7	3.234	1:47.115
89	8.551	1:50.620
27	9.802	1:52.249
37	13.236	1:50.598
73	19.512	1:55.272
22	21.068	1:50.100
46	25.253	1:54.980
61	40.868	1:57.209
121	59.013	2:02.575

66	59.199	1:58.908
95	59.251	1:55.430
51	59.878	1:57.909
361	1:00.526	1:58.658
48	1:01.927	2:00.848
120	1:23.613	2:02.424
167	1:24.460	2:04.266
67	1:28.729	2:05.070
38	1:48.930	2:11.149

#### LAP 6 @ 13:49:32.712

NO	BEHIND	LAP TIME
88		1:51.534
117	1.341	1:50.828
7	2.285	1:50.585
62	3.433	1:54.156
89	7.476	1:50.459
27	10.009	1:51.741
37	13.568	1:51.866
22	21.417	1:51.883
19	1 Lap	2:19.313
73	26.514	1:58.536
46	30.254	1:56.535
61	47.216	1:57.882
95	58.094	1:50.377
66	1:06.535	1:58.870
51	1:07.442	1:59.098
361	1:07.761	1:58.769
121	1:09.860	2:02.381
48	1:10.358	1:59.965
120	1:33.514	2:01.435
67	1:42.959	2:05.764

#### LAP 7 @ 13:51:23.339

NO	BEHIND	LAP TIME
88		1:50.627
117	0.899	1:50.185
7	4.067	1:52.409
62	5.359	1:52.553
89	7.098	1:50.249
27	11.960	1:52.578
37	15.636	1:52.695
22	22.520	1:51.730
73	36.994	2:01.107
46	38.537	1:58.910
19	1 Lap	2:19.213
61	55.267	1:58.678
95	57.806	1:50.339
66	1:12.610	1:56.702
51	1:13.356	1:56.541
361	1:13.852	1:56.718
121	1:15.366	1:56.133
48	1:18.042	1:58.311
120	1:45.356	2:02.469

#### LAP 8 @ 13:53:12.069

NO	BEHIND	LAP TIME
88		1:48.730
117	1.541	1:49.372
7	6.094	1:50.757
67	1 Lap	2:06.244
62	10.077	1:53.448
89	10.339	1:51.971

27	16.569	1:53.339
37	19.378	1:52.472
22	25.541	1:51.751
73	46.691	1:58.427
46	48.120	1:58.313
95	59.724	1:50.648
61	1:04.733	1:58.196
19	1 Lap	2:17.040
51	1:21.669	1:57.043
361	1:21.760	1:56.638
121	1:22.667	1:56.031
66	1:22.773	1:58.893
48	1:27.996	1:58.684
120	1:59.231	2:02.605

Weather / Track : Sunny / Drying

Results can be found at [www.tsl-timing.com](http://www.tsl-timing.com)

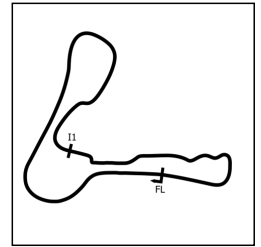
Cadwell Park  
Circuit Length = 2.1800 miles  
Start: 13:38 Flag 13:53 End: 13:55

Printed - 13:55 Sunday, 08 August 2021

# International Sidecar Revival Meeting 2021

## RKB/BMCRC F1 & F2 Sidecars

### RACE 6 - SECTOR ANALYSIS



SECTOR 1 = FL to I1, SECTOR 2 = I1 to FL, DIFF = Difference To Personal Best Lap, P = Crossed Finish Line in Pit Lane, D = Time Disallowed

<b>P1</b>	<b>88 F1</b>	<b>NICOL / GIBBON</b>	LCR F1 - B&D Roofing, BN Designs Bodyshop, Steve Webster			
IDEAL LAP TIME : 1:48.730		BEST LAP TIME : 1:48.730		DIFFERENCE : 0.000		

LAP	SECTOR 1	SECTOR 2	LAP TIME	MPH	DIFF	TIME OF DAY
1 -		46.967	1:55.309	68.06	6.579	13:40:19.715
2 -	1:03.433	47.036	1:50.469	71.04	1.739	13:42:10.184
3 -	1:02.867	46.772	1:49.639 (2)	71.58	0.909	13:43:59.823
4 -	1:02.914	47.264	1:50.178 (3)	71.23	1.448	13:45:50.001
5 -	1:03.533	47.644	1:51.177	70.59	2.447	13:47:41.178
6 -	1:04.381	47.153	1:51.534	70.36	2.804	13:49:32.712
7 -	1:03.937	46.690	1:50.627	70.94	1.897	13:51:23.339
<b>8 -</b>	<b>1:02.149</b>	<b>46.581</b>	<b>1:48.730 (1)</b>	<b>72.17</b>		<b>13:53:12.069</b>

<b>P2</b>	<b>7 F1</b>	<b>GRAY / WHEELER</b>	Yamaha -			
IDEAL LAP TIME : 1:47.115		BEST LAP TIME : 1:47.115		DIFFERENCE : 0.000		

LAP	SECTOR 1	SECTOR 2	LAP TIME	MPH	DIFF	TIME OF DAY
1 -		49.108	2:01.692	64.49	14.577	13:40:26.098
2 -	1:03.163	48.349	1:51.512	70.37	4.397	13:42:17.610
3 -	1:03.169	47.093	1:50.262 (3)	71.17	3.147	13:44:07.872
4 -	1:02.663	46.762	1:49.425 (2)	71.72	2.310	13:45:57.297
<b>5 -</b>	<b>1:00.818</b>	<b>46.297</b>	<b>1:47.115 (1)</b>	<b>73.26</b>		<b>13:47:44.412</b>
6 -	1:02.762	47.823	1:50.585	70.96	3.470	13:49:34.997
7 -	1:05.449	46.960	1:52.409	69.81	5.294	13:51:27.406
8 -	1:02.721	48.036	1:50.757	70.85	3.642	13:53:18.163

<b>P3</b>	<b>62 F1</b>	<b>WRIGHT / BAILEY</b>	RYDE Yamaha - Stainless Steel Designs Ltd.			
IDEAL LAP TIME : 1:49.174		BEST LAP TIME : 1:49.262		DIFFERENCE : 0.088		

LAP	SECTOR 1	SECTOR 2	LAP TIME	MPH	DIFF	TIME OF DAY
1 -		46.777	1:57.077	67.03	7.815	13:40:21.483
2 -	1:03.611	46.928	1:50.539 (3)	70.99	1.277	13:42:12.022
3 -	1:03.682	46.222	1:49.904 (2)	71.40	0.642	13:44:01.926
<b>4 -</b>	<b>1:03.243</b>	<b>46.019</b>	<b>1:49.262 (1)</b>	<b>71.82</b>		<b>13:45:51.188</b>
5 -	<b>1:03.155</b>	47.646	1:50.801	70.83	1.539	13:47:41.989
6 -	1:04.578	49.578	1:54.156	68.74	4.894	13:49:36.145
7 -	1:04.849	47.704	1:52.553	69.72	3.291	13:51:28.698
8 -	1:05.417	48.031	1:53.448	69.17	4.186	13:53:22.146

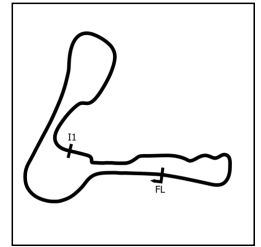
<b>P4</b>	<b>89 F2</b>	<b>HAUXWELL / TAYLOR</b>	- Vinyls4U DMH tyres			
IDEAL LAP TIME : 1:50.148		BEST LAP TIME : 1:50.249		DIFFERENCE : 0.101		

LAP	SECTOR 1	SECTOR 2	LAP TIME	MPH	DIFF	TIME OF DAY
1 -		48.199	1:59.910	65.44	9.661	13:40:24.316
2 -	1:03.807	47.333	1:51.140	70.61	0.891	13:42:15.456
3 -	1:04.007	47.622	1:51.629	70.30	1.380	13:44:07.085
4 -	1:04.671	47.353	1:52.024	70.05	1.775	13:45:59.109
5 -	1:03.478	47.142	1:50.620 (3)	70.94	0.371	13:47:49.729
6 -	<b>1:03.012</b>	47.447	1:50.459 (2)	71.04	0.210	13:49:40.188
<b>7 -</b>	1:03.113	<b>47.136</b>	<b>1:50.249 (1)</b>	<b>71.18</b>		<b>13:51:30.437</b>
8 -	1:04.080	47.891	1:51.971	70.09	1.722	13:53:22.408

# International Sidecar Revival Meeting 2021

## RKB/BMCRC F1 & F2 Sidecars

### RACE 6 - SECTOR ANALYSIS



SECTOR 1 = FL to I1, SECTOR 2 = I1 to FL, DIFF = Difference To Personal Best Lap, P = Crossed Finish Line in Pit Lane, D = Time Disallowed

P5 117 F1		POTTINGER / DODD		LCR Yamaha - GB Precision Eng/Opal Fabrication		
IDEAL LAP TIME : 1:47.656		BEST LAP TIME : 1:47.656		DIFFERENCE : 0.000		
LAP	SECTOR 1	SECTOR 2	LAP TIME	MPH	DIFF	TIME OF DAY
1 -		49.040	2:01.376	64.65	13.720	13:40:25.782
2 -	1:02.966	47.747	1:50.713	70.88	3.057	13:42:16.495
3 -	1:03.082	47.601	1:50.683	70.90	3.027	13:44:07.178
4 -	1:01.784	46.607	1:48.391 (2)	72.40	0.735	13:45:55.569
5 -	<b>1:01.145</b>	<b>46.511</b>	<b>1:47.656 (1)</b>	<b>72.89</b>		<b>13:47:43.225</b>
6 -	1:03.520	47.308	1:50.828	70.81	3.172	13:49:34.053
7 -	1:02.938	47.247	1:50.185	71.22	2.529	13:51:24.238
8 -	1:02.129	47.243	1:49.372 (3)	71.75	1.716	13:53:13.610

P6 27 F1		KIRBY / KIRBY		ARS Yamaha - KRT		
IDEAL LAP TIME : 1:50.513		BEST LAP TIME : 1:51.741		DIFFERENCE : 1.228		
LAP	SECTOR 1	SECTOR 2	LAP TIME	MPH	DIFF	TIME OF DAY
1 -		47.155	1:56.391	67.42	4.650	13:40:20.797
2 -	1:06.057	47.525	1:53.582	69.09	1.841	13:42:14.379
3 -	1:04.554	47.496	1:52.050 (2)	70.04	0.309	13:44:06.429
4 -	1:04.809	47.493	1:52.302	69.88	0.561	13:45:58.731
5 -	1:05.186	47.063	1:52.249 (3)	69.91	0.508	13:47:50.980
6 -	1:04.987	<b>46.754</b>	<b>1:51.741 (1)</b>	<b>70.23</b>		<b>13:49:42.721</b>
7 -	<b>1:03.759</b>	48.819	1:52.578	69.71	0.837	13:51:35.299
8 -	1:05.309	48.030	1:53.339	69.24	1.598	13:53:28.638

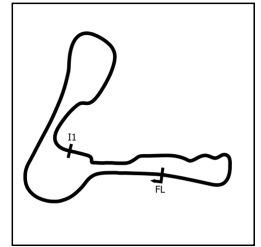
P7 37 F2		MORPHET / REILLY		LCR SUZUKI -		
IDEAL LAP TIME : 1:50.598		BEST LAP TIME : 1:50.598		DIFFERENCE : 0.000		
LAP	SECTOR 1	SECTOR 2	LAP TIME	MPH	DIFF	TIME OF DAY
1 -		49.431	2:02.515	64.05	11.917	13:40:26.921
2 -	1:04.182	48.195	1:52.377	69.83	1.779	13:42:19.298
3 -	1:05.012	48.327	1:53.339	69.24	2.741	13:44:12.637
4 -	1:03.578	47.601	1:51.179 (2)	70.58	0.581	13:46:03.816
5 -	<b>1:03.211</b>	<b>47.387</b>	<b>1:50.598 (1)</b>	<b>70.96</b>		<b>13:47:54.414</b>
6 -	1:04.162	47.704	1:51.866 (3)	70.15	1.268	13:49:46.280
7 -	1:03.996	48.699	1:52.695	69.63	2.097	13:51:38.975
8 -	1:04.175	48.297	1:52.472	69.77	1.874	13:53:31.447

P8 22 F2		PEARSON / PARKER		LCR SUZUKI -		
IDEAL LAP TIME : 1:50.100		BEST LAP TIME : 1:50.100		DIFFERENCE : 0.000		
LAP	SECTOR 1	SECTOR 2	LAP TIME	MPH	DIFF	TIME OF DAY
1 -		49.745	2:06.922	61.83	16.822	13:40:31.328
2 -	1:05.067	47.478	1:52.545	69.73	2.445	13:42:23.873
3 -	1:05.125	47.814	1:52.939	69.48	2.839	13:44:16.812
4 -	1:08.076	47.258	1:55.334	68.04	5.234	13:46:12.146
5 -	<b>1:03.769</b>	<b>46.331</b>	<b>1:50.100 (1)</b>	<b>71.28</b>		<b>13:48:02.246</b>
6 -	1:04.451	47.432	1:51.883	70.14	1.783	13:49:54.129
7 -	1:04.428	47.302	1:51.730 (2)	70.24	1.630	13:51:45.859
8 -	1:04.641	47.110	1:51.751 (3)	70.22	1.651	13:53:37.610

# International Sidecar Revival Meeting 2021

## RKB/BMCRC F1 & F2 Sidecars

### RACE 6 - SECTOR ANALYSIS



SECTOR 1 = FL to I1, SECTOR 2 = I1 to FL, DIFF = Difference To Personal Best Lap, P = Crossed Finish Line in Pit Lane, D = Time Disallowed

P9 73 F2 GOODIER / BROWN		LCR F2 - Rowtec Ltd				
IDEAL LAP TIME : 1:52.441		BEST LAP TIME : 1:52.845		DIFFERENCE : 0.404		
LAP	SECTOR 1	SECTOR 2	LAP TIME	MPH	DIFF	TIME OF DAY
1 -		<b>47.051</b>	1:56.832	67.17	3.987	13:40:21.238
2 -	1:07.210	48.942	1:56.152	67.56	3.307	13:42:17.390
3 -	<b>1:05.390</b>	47.455	<b>1:52.845 (1)</b>	<b>69.54</b>		<b>13:44:10.235</b>
4 -	1:07.121	48.062	1:55.183 (2)	68.13	2.338	13:46:05.418
5 -	1:07.095	48.177	1:55.272 (3)	68.08	2.427	13:48:00.690
6 -	1:07.966	50.570	1:58.536	66.20	5.691	13:49:59.226
7 -	1:07.640	53.467	2:01.107	64.80	8.262	13:52:00.333
8 -	1:08.797	49.630	1:58.427	66.26	5.582	13:53:58.760

P10 46 F2 SAUNDERS / HODGSON		MS Racing HONDA -				
IDEAL LAP TIME : 1:53.375		BEST LAP TIME : 1:53.930		DIFFERENCE : 0.555		
LAP	SECTOR 1	SECTOR 2	LAP TIME	MPH	DIFF	TIME OF DAY
1 -		48.675	2:04.612	62.97	10.682	13:40:29.018
2 -	<b>1:04.857</b>	49.073	<b>1:53.930 (1)</b>	<b>68.88</b>		<b>13:42:22.948</b>
3 -	1:05.289	48.907	1:54.196 (2)	68.72	0.266	13:44:17.144
4 -	1:05.789	<b>48.518</b>	1:54.307 (3)	68.65	0.377	13:46:11.451
5 -	1:06.054	48.926	1:54.980	68.25	1.050	13:48:06.431
6 -	1:06.434	50.101	1:56.535	67.34	2.605	13:50:02.966
7 -	1:08.709	50.201	1:58.910	66.00	4.980	13:52:01.876
8 -	1:08.647	49.666	1:58.313	66.33	4.383	13:54:00.189

P11 95 F2 REMNANT / TILLEY		2002 LUMLEY -				
IDEAL LAP TIME : 1:50.140		BEST LAP TIME : 1:50.339		DIFFERENCE : 0.199		
LAP	SECTOR 1	SECTOR 2	LAP TIME	MPH	DIFF	TIME OF DAY
1 -		49.202	2:03.103	63.75	12.764	13:40:27.509
2 -	1:03.958	48.791	1:52.749	69.60	2.410	13:42:20.258
3 -	1:03.738	48.516	1:52.254	69.91	1.915	13:44:12.512
4 -	1:07.169	1:25.318	2:32.487	51.46	42.148	13:46:44.999
5 -	1:04.676	50.754	1:55.430	67.98	5.091	13:48:40.429
6 -	<b>1:02.655</b>	47.722	1:50.377 (2)	71.10	0.038	13:50:30.806
7 -	1:02.681	47.658	<b>1:50.339 (1)</b>	<b>71.12</b>		<b>13:52:21.145</b>
8 -	1:03.163	<b>47.485</b>	1:50.648 (3)	70.92	0.309	13:54:11.793

P12 61 F1 FORREST / McCAULAY		Yamaha - Tweedvale Motorcycles				
IDEAL LAP TIME : 1:55.291		BEST LAP TIME : 1:56.319		DIFFERENCE : 1.028		
LAP	SECTOR 1	SECTOR 2	LAP TIME	MPH	DIFF	TIME OF DAY
1 -		49.799	2:09.861	60.43	13.542	13:40:34.267
2 -	1:06.496	50.837	1:57.333	66.88	1.014	13:42:31.600
3 -	1:07.858	<b>49.060</b>	1:56.918 (2)	67.12	0.599	13:44:28.518
4 -	<b>1:06.231</b>	50.088	<b>1:56.319 (1)</b>	<b>67.47</b>		<b>13:46:24.837</b>
5 -	1:07.285	49.924	1:57.209 (3)	66.95	0.890	13:48:22.046
6 -	1:08.554	49.328	1:57.882	66.57	1.563	13:50:19.928
7 -	1:08.025	50.653	1:58.678	66.12	2.359	13:52:18.606
8 -	1:08.326	49.870	1:58.196	66.39	1.877	13:54:16.802

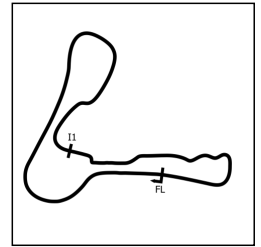
Weather / Track : Sunny / Drying

Cadwell Park  
Circuit Length = 2.1800 miles  
Start: 13:38 Flag 13:53 End: 13:55

# International Sidecar Revival Meeting 2021

## RKB/BMCRC F1 & F2 Sidecars

### RACE 6 - SECTOR ANALYSIS



SECTOR 1 = FL to I1, SECTOR 2 = I1 to FL, DIFF = Difference To Personal Best Lap, P = Crossed Finish Line in Pit Lane, D = Time Disallowed

P13 51 F2		MCKAY / SZANEL		Baker F2 - Mizar Ltd			
IDEAL LAP TIME : 1:56.252		BEST LAP TIME : 1:56.541		DIFFERENCE : 0.289			
LAP	SECTOR 1	SECTOR 2	LAP TIME	MPH	DIFF	TIME OF DAY	
1 -		53.573	2:20.778	55.74	24.237	13:40:45.184	
2 -	1:12.276	<b>49.210</b>	2:01.486	64.60	4.945	13:42:46.670	
3 -	1:08.318	49.703	1:58.021	66.49	1.480	13:44:44.691	
4 -	1:07.241	51.215	1:58.456	66.25	1.915	13:46:43.147	
5 -	1:07.137	50.772	1:57.909 (3)	66.56	1.368	13:48:41.056	
6 -	1:08.357	50.741	1:59.098	65.89	2.557	13:50:40.154	
7 -	1:07.304	49.237	<b>1:56.541 (1)</b>	<b>67.34</b>		<b>13:52:36.695</b>	
8 -	<b>1:07.042</b>	50.001	1:57.043 (2)	67.05	0.502	13:54:33.738	

P14 361 F2		QUIRK / SCHOFIELD		Ireson SUZUKI -			
IDEAL LAP TIME : 1:55.907		BEST LAP TIME : 1:56.638		DIFFERENCE : 0.731			
LAP	SECTOR 1	SECTOR 2	LAP TIME	MPH	DIFF	TIME OF DAY	
1 -		52.624	2:15.131	58.07	18.493	13:40:39.537	
2 -	1:10.900	51.048	2:01.948	64.35	5.310	13:42:41.485	
3 -	1:08.613	51.568	2:00.181	65.30	3.543	13:44:41.666	
4 -	1:09.893	51.487	2:01.380	64.65	4.742	13:46:43.046	
5 -	1:08.467	50.191	1:58.658 (3)	66.14	2.020	13:48:41.704	
6 -	1:08.839	49.930	1:58.769	66.07	2.131	13:50:40.473	
7 -	1:07.780	<b>48.938</b>	1:56.718 (2)	67.23	0.080	13:52:37.191	
8 -	<b>1:06.969</b>	49.669	<b>1:56.638 (1)</b>	<b>67.28</b>		<b>13:54:33.829</b>	

P15 121 F1		LAWRENCE / HUGHES		LCR Yamaha - Highfield Transport, JHM autos			
IDEAL LAP TIME : 1:55.057		BEST LAP TIME : 1:56.031		DIFFERENCE : 0.974			
LAP	SECTOR 1	SECTOR 2	LAP TIME	MPH	DIFF	TIME OF DAY	
1 -		49.537	2:06.078	62.24	10.047	13:40:30.484	
2 -	1:08.451	50.919	1:59.370 (3)	65.74	3.339	13:42:29.854	
3 -	1:13.791	50.756	2:04.547	63.01	8.516	13:44:34.401	
4 -	1:11.363	51.852	2:03.215	63.69	7.184	13:46:37.616	
5 -	1:09.756	52.819	2:02.575	64.02	6.544	13:48:40.191	
6 -	1:10.821	51.560	2:02.381	64.12	6.350	13:50:42.572	
7 -	1:07.711	<b>48.422</b>	1:56.133 (2)	67.57	0.102	13:52:38.705	
8 -	<b>1:06.635</b>	49.396	<b>1:56.031 (1)</b>	<b>67.63</b>		<b>13:54:34.736</b>	

P16 66 F2		LUMLEY / MORALEE		Lumley KAWASAKI - Lumley Engineering Ltd			
IDEAL LAP TIME : 1:56.558		BEST LAP TIME : 1:56.702		DIFFERENCE : 0.144			
LAP	SECTOR 1	SECTOR 2	LAP TIME	MPH	DIFF	TIME OF DAY	
1 -		<b>49.569</b>	2:07.723	61.44	11.021	13:40:32.129	
2 -	1:07.701	50.862	1:58.563 (2)	66.19	1.861	13:42:30.692	
3 -	1:09.728	50.094	1:59.822	65.49	3.120	13:44:30.514	
4 -	1:07.137	1:03.818	2:10.955	59.92	14.253	13:46:41.469	
5 -	1:07.822	51.086	1:58.908	66.00	2.206	13:48:40.377	
6 -	1:07.696	51.174	1:58.870 (3)	66.02	2.168	13:50:39.247	
7 -	<b>1:06.989</b>	49.713	<b>1:56.702 (1)</b>	<b>67.24</b>		<b>13:52:35.949</b>	
8 -	1:09.012	49.881	1:58.893	66.00	2.191	13:54:34.842	

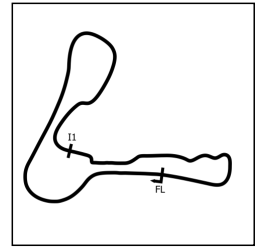
Weather / Track : Sunny / Drying

Cadwell Park  
Circuit Length = 2.1800 miles  
Start: 13:38 Flag 13:53 End: 13:55

# International Sidecar Revival Meeting 2021

## RKB/BMCRC F1 & F2 Sidecars

### RACE 6 - SECTOR ANALYSIS



SECTOR 1 = FL to I1, SECTOR 2 = I1 to FL, DIFF = Difference To Personal Best Lap, P = Crossed Finish Line in Pit Lane, D = Time Disallowed

P17 48 F2 BERRY / O'NEILL		D&D Windle SUZUKI - Cutting Hedge Racing.				
IDEAL LAP TIME : 1:58.280		BEST LAP TIME : 1:58.311		DIFFERENCE : 0.031		
LAP	SECTOR 1	SECTOR 2	LAP TIME	MPH	DIFF	TIME OF DAY
1 -		52.317	2:15.360	57.97	17.049	13:40:39.766
2 -	1:09.787	50.535	2:00.322	65.22	2.011	13:42:40.088
3 -	1:09.369	51.300	2:00.669	65.03	2.358	13:44:40.757
4 -	1:10.511	50.989	2:01.500	64.59	3.189	13:46:42.257
5 -	1:10.267	50.581	2:00.848	64.94	2.537	13:48:43.105
6 -	1:08.795	51.170	1:59.965 (3)	65.41	1.654	13:50:43.070
7 -	1:08.225	<b>50.086</b>	<b>1:58.311 (1)</b>	<b>66.33</b>		<b>13:52:41.381</b>
8 -	<b>1:08.194</b>	50.490	1:58.684 (2)	66.12	0.373	13:54:40.065

P18 120 F2 THOMAS / THOMAS		Ireson HONDA - Alford Windows				
IDEAL LAP TIME : 2:01.165		BEST LAP TIME : 2:01.165		DIFFERENCE : 0.000		
LAP	SECTOR 1	SECTOR 2	LAP TIME	MPH	DIFF	TIME OF DAY
1 -		53.688	2:23.108	54.83	21.943	13:40:47.514
2 -	1:13.616	54.152	2:07.768	61.42	6.603	13:42:55.282
3 -	1:13.910	52.010	2:05.920	62.32	4.755	13:45:01.202
4 -	<b>1:09.861</b>	<b>51.304</b>	<b>2:01.165 (1)</b>	<b>64.77</b>		<b>13:47:02.367</b>
5 -	1:10.544	51.880	2:02.424 (3)	64.10	1.259	13:49:04.791
6 -	1:09.909	51.526	2:01.435 (2)	64.62	0.270	13:51:06.226
7 -	1:10.360	52.109	2:02.469	64.08	1.304	13:53:08.695
8 -	1:11.182	51.423	2:02.605	64.01	1.440	13:55:11.300

P19 67 F1 JEFFREY / FIELD		Windle F1 - MJP racing				
IDEAL LAP TIME : 2:04.428		BEST LAP TIME : 2:05.063		DIFFERENCE : 0.635		
LAP	SECTOR 1	SECTOR 2	LAP TIME	MPH	DIFF	TIME OF DAY
1 -		54.052	2:20.404	55.89	15.341	13:40:44.810
2 -	1:15.297	54.122	2:09.419	60.64	4.356	13:42:54.229
3 -	1:14.478	51.067	2:05.545 (3)	62.51	0.482	13:44:59.774
4 -	1:14.034	51.029	<b>2:05.063 (1)</b>	<b>62.75</b>		<b>13:47:04.837</b>
5 -	1:14.541	<b>50.529</b>	2:05.070 (2)	62.74	0.007	13:49:09.907
6 -	<b>1:13.899</b>	51.865	2:05.764	62.40	0.701	13:51:15.671
7 -	1:15.580	50.664	2:06.244	62.16	1.181	13:53:21.915

P20 19 F1 MACBRIDE / THOMPSON		LCR Suzuki - Nick Webb				
IDEAL LAP TIME : 2:14.160		BEST LAP TIME : 2:14.731		DIFFERENCE : 0.571		
LAP	SECTOR 1	SECTOR 2	LAP TIME	MPH	DIFF	TIME OF DAY
1 -		<b>55.929</b>	2:24.883	54.16	10.152	13:40:49.289
2 -	<b>1:18.231</b>	56.500	<b>2:14.731 (1)</b>	<b>58.24</b>		<b>13:43:04.020</b>
3 -	1:19.410	57.226	2:16.636 (3)	57.43	1.905	13:45:20.656
4 -	1:18.997	56.809	2:15.806 (2)	57.78	1.075	13:47:36.462
5 -	1:21.756	57.557	2:19.313	56.33	4.582	13:49:55.775
6 -	1:19.294	59.919	2:19.213	56.37	4.482	13:52:14.988
7 -	1:20.013	57.027	2:17.040	57.26	2.309	13:54:32.028

P21 167 F2 PETTMAN / SMITH		Windle 600 YAMAHA - Wintec Racing				
IDEAL LAP TIME : 2:02.600		BEST LAP TIME : 2:04.266		DIFFERENCE : 1.666		
LAP	SECTOR 1	SECTOR 2	LAP TIME	MPH	DIFF	TIME OF DAY
1 -		53.899	2:21.293	55.54	17.027	13:40:45.699
2 -	1:13.534	<b>51.568</b>	2:05.102 (3)	62.73	0.836	13:42:50.801
3 -	1:11.621	52.965	2:04.586 (2)	62.99	0.320	13:44:55.387
4 -	1:12.547	53.438	2:05.985	62.29	1.719	13:47:01.372
5 -	<b>1:11.032</b>	53.234	<b>2:04.266 (1)</b>	<b>63.15</b>		<b>13:49:05.638</b>

Weather / Track : Sunny / Drying

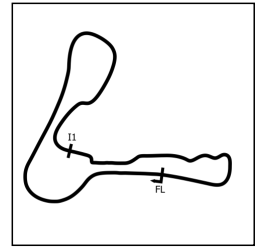
Cadwell Park  
Circuit Length = 2.1800 miles  
Start: 13:38 Flag 13:53 End: 13:55



# International Sidecar Revival Meeting 2021

## RKB/BMCRC F1 & F2 Sidecars

### RACE 6 - SECTOR ANALYSIS



SECTOR 1 = FL to I1, SECTOR 2 = I1 to FL, DIFF = Difference To Personal Best Lap, P = Crossed Finish Line in Pit Lane, D = Time Disallowed

LAP	SECTOR 1	SECTOR 2	LAP TIME	MPH	DIFF	TIME OF DAY
<b>P22 38 F2 MOSS / MOSS</b> Shelbourne YAMAHA R6 - LifeSafety Motorsport - CharlieMossI						
IDEAL LAP TIME : 2:09.453		BEST LAP TIME : 2:10.597		DIFFERENCE : 1.144		
1 -		<b>54.526</b>	2:20.552	55.83	9.955	13:40:44.958
2 -	1:16.409	55.334	2:11.743	59.57	1.146	13:42:56.701
3 -	1:16.941	54.720	2:11.661 (3)	59.60	1.064	13:45:08.362
4 -	1:15.803	54.794	<b>2:10.597 (1)</b>	<b>60.09</b>		<b>13:47:18.959</b>
5 -	1:15.421	55.728	2:11.149 (2)	59.84	0.552	13:49:30.108
<b>P23 8 F1 TAMPIN / TAYLOR</b> Honda - myself						
IDEAL LAP TIME : 2:09.023		BEST LAP TIME : 2:10.629		DIFFERENCE : 1.606		
1 -		<b>53.851</b>	2:17.675	57.00	7.046	13:40:42.081
2 -	1:17.469	55.427	2:12.896 (3)	59.05	2.267	13:42:54.977
3 -	1:16.261	55.168	2:11.429 (2)	59.71	0.800	13:45:06.406
4 -	<b>1:15.172</b>	55.457	<b>2:10.629 (1)</b>	<b>60.07</b>		<b>13:47:17.035</b>
<b>P24 119 F2 DICKINSON / DICKINSON</b> Baker SUZUKI - LD Engineering						
IDEAL LAP TIME : 1:53.204		BEST LAP TIME : 1:53.496		DIFFERENCE : 0.292		
1 -		48.910	2:01.004 (3)	64.85	7.508	13:40:25.410
2 -	1:05.100	<b>48.396</b>	<b>1:53.496 (1)</b>	<b>69.14</b>		<b>13:42:18.906</b>
3 -	<b>1:04.808</b>	49.270	1:54.078 (2)	68.79	0.582	13:44:12.984
<b>P25 58 F2 EASTELL / GEDDES</b> Shelbourne YAMAHA - Lee Eastell Engineering services ltd						
IDEAL LAP TIME : 1:52.818		BEST LAP TIME : 1:52.818		DIFFERENCE : 0.000		
1 -		50.113	2:04.147 (2)	63.21	11.329	13:40:28.553
2 -	<b>1:03.885</b>	<b>48.933</b>	<b>1:52.818 (1)</b>	<b>69.56</b>		<b>13:42:21.371</b>
<b>P26 18 F2 FENWICK / KNAPTON</b> Shelbourne YAMAHA -						
IDEAL LAP TIME : 1:54.107		BEST LAP TIME : 1:54.107		DIFFERENCE : 0.000		
1 -		49.799	2:04.334 (2)	63.12	10.227	13:40:28.740
2 -	<b>1:04.550</b>	<b>49.557</b>	<b>1:54.107 (1)</b>	<b>68.77</b>		<b>13:42:22.847</b>
<b>P27 42 F1 WARD / THOMAS</b> BMR F1 - ALDE						
IDEAL LAP TIME : 1:56.929		BEST LAP TIME : 1:56.929		DIFFERENCE : 0.000		
1 -		50.153	2:08.854 (2)	60.90	11.925	13:40:33.260
2 -	<b>1:06.866</b>	<b>50.063</b>	<b>1:56.929 (1)</b>	<b>67.11</b>		<b>13:42:30.189</b>

# International Sidecar Revival Meeting 2021

## RKB/BMCRC F1 & F2 Sidecars

### RACE 6 - BEST SECTORS

SECTOR 1			SECTOR 2			IDEAL / BEST COMPARISON						
POS	NO	NAME	TIME	NO	NAME	TIME	POS	NO	NAME	IDEAL	BEST	DIFF
									<b>PERFECT LAP</b>	<b>1:46.837</b>		
1	7	GRAY / WHEELER	<b>1:00.818</b>	62	WRIGHT / BAILEY	<b>46.019</b>	1	7	GRAY / WHEELER	1:47.115	1:47.115	<b>0.000</b>
2	117	POTTINGER / DODD	<b>1:01.145</b>	7	GRAY / WHEELER	<b>46.297</b>	2	117	POTTINGER / DODD	1:47.656	1:47.656	<b>0.000</b>
3	88	NICOL / GIBBON	<b>1:02.149</b>	22	PEARSON / PARKER	<b>46.331</b>	3	88	NICOL / GIBBON	1:48.730	1:48.730	<b>0.000</b>
4	95	REMNANT / TILLEY	<b>1:02.655</b>	117	POTTINGER / DODD	<b>46.511</b>	4	62	WRIGHT / BAILEY	1:49.174	1:49.262	<b>0.088</b>
5	89	HAUXWELL / TAYLOR	<b>1:03.012</b>	88	NICOL / GIBBON	<b>46.581</b>	5	22	PEARSON / PARKER	1:50.100	1:50.100	<b>0.000</b>
6	62	WRIGHT / BAILEY	<b>1:03.155</b>	27	KIRBY / KIRBY	<b>46.754</b>	6	95	REMNANT / TILLEY	1:50.140	1:50.339	<b>0.199</b>
7	37	MORPHET / REILLY	<b>1:03.211</b>	73	GOODIER / BROWN	<b>47.051</b>	7	89	HAUXWELL / TAYLOR	1:50.148	1:50.249	<b>0.101</b>
8	27	KIRBY / KIRBY	<b>1:03.759</b>	89	HAUXWELL / TAYLOR	<b>47.136</b>	8	27	KIRBY / KIRBY	1:50.513	1:51.741	<b>1.228</b>
9	22	PEARSON / PARKER	<b>1:03.769</b>	37	MORPHET / REILLY	<b>47.387</b>	9	37	MORPHET / REILLY	1:50.598	1:50.598	<b>0.000</b>
10	58	EASTELL / GEDDES	<b>1:03.885</b>	95	REMNANT / TILLEY	<b>47.485</b>	10	73	GOODIER / BROWN	1:52.441	1:52.845	<b>0.404</b>
11	18	FENWICK / KNAPTON	<b>1:04.550</b>	119	DICKINSON / DICKINSON	<b>48.396</b>	11	58	EASTELL / GEDDES	1:52.818	1:52.818	<b>0.000</b>
12	119	DICKINSON / DICKINSON	<b>1:04.808</b>	121	LAWRENCE / HUGHES	<b>48.422</b>	12	119	DICKINSON / DICKINSON	1:53.204	1:53.496	<b>0.292</b>
13	46	SAUNDERS / HODGSON	<b>1:04.857</b>	46	SAUNDERS / HODGSON	<b>48.518</b>	13	46	SAUNDERS / HODGSON	1:53.375	1:53.930	<b>0.555</b>
14	73	GOODIER / BROWN	<b>1:05.390</b>	58	EASTELL / GEDDES	<b>48.933</b>	14	18	FENWICK / KNAPTON	1:54.107	1:54.107	<b>0.000</b>
15	61	FORREST / McCAULAY	<b>1:06.231</b>	361	QUIRK / SCHOFIELD	<b>48.938</b>	15	121	LAWRENCE / HUGHES	1:55.057	1:56.031	<b>0.974</b>
16	121	LAWRENCE / HUGHES	<b>1:06.635</b>	61	FORREST / McCAULAY	<b>49.060</b>	16	61	FORREST / McCAULAY	1:55.291	1:56.319	<b>1.028</b>
17	42	WARD / THOMAS	<b>1:06.866</b>	51	MCKAY / SZANEL	<b>49.210</b>	17	361	QUIRK / SCHOFIELD	1:55.907	1:56.638	<b>0.731</b>
18	361	QUIRK / SCHOFIELD	<b>1:06.969</b>	18	FENWICK / KNAPTON	<b>49.557</b>	18	51	MCKAY / SZANEL	1:56.252	1:56.541	<b>0.289</b>
19	66	LUMLEY / MORALEE	<b>1:06.989</b>	66	LUMLEY / MORALEE	<b>49.569</b>	19	66	LUMLEY / MORALEE	1:56.558	1:56.702	<b>0.144</b>
20	51	MCKAY / SZANEL	<b>1:07.042</b>	42	WARD / THOMAS	<b>50.063</b>	20	42	WARD / THOMAS	1:56.929	1:56.929	<b>0.000</b>
21	48	BERRY / O'NEILL	<b>1:08.194</b>	48	BERRY / O'NEILL	<b>50.086</b>	21	48	BERRY / O'NEILL	1:58.280	1:58.311	<b>0.031</b>
22	120	THOMAS / THOMAS	<b>1:09.861</b>	67	JEFFREY / FIELD	<b>50.529</b>	22	120	THOMAS / THOMAS	2:01.165	2:01.165	<b>0.000</b>
23	167	PETTMAN / SMITH	<b>1:11.032</b>	120	THOMAS / THOMAS	<b>51.304</b>	23	167	PETTMAN / SMITH	2:02.600	2:04.266	<b>1.666</b>
24	67	JEFFREY / FIELD	<b>1:13.899</b>	167	PETTMAN / SMITH	<b>51.568</b>	24	67	JEFFREY / FIELD	2:04.428	2:05.063	<b>0.635</b>
25	38	MOSS / MOSS	<b>1:14.927</b>	8	TAMPIN / TAYLOR	<b>53.851</b>	25	8	TAMPIN / TAYLOR	2:09.023	2:10.629	<b>1.606</b>
26	8	TAMPIN / TAYLOR	<b>1:15.172</b>	38	MOSS / MOSS	<b>54.526</b>	26	38	MOSS / MOSS	2:09.453	2:10.597	<b>1.144</b>
27	19	MACBRIDE / THOMPSON	<b>1:18.231</b>	19	MACBRIDE / THOMPSON	<b>55.929</b>	27	19	MACBRIDE / THOMPSON	2:14.160	2:14.731	<b>0.571</b>

Weather / Track : Sunny / Drying

Cadwell Park

Circuit Length = 2.1800 miles

Start: 13:38 Flag 13:53 End: 13:55

Results can be found at [www.tsl-timing.com](http://www.tsl-timing.com)

Printed - 13:55 Sunday, 08 August 2021

# International Sidecar Revival Meeting 2021

## RKB/BMCRC F1 & F2 Sidecars

### RACE 6 - STATISTICS

<b>Competitors Started</b>	27
<b>Planned Start</b>	2021-08-08 @ 12:39:00.000
<b>Actual Start</b>	2021-08-08 @ 13:38:24.405
<b>Finish Time</b>	2021-08-08 @ 13:53:12.068
<b>Track Length</b>	2.1800mi.
<b>Total Laps</b>	181
<b>Total Distance Covered</b>	394.5833mi.

### Session Fastest Lap History

NO	CL	NAME	LAP TIME	TIME OF DAY	LAP	VEHICLE
88	F1	NICOL / GIBBON	<b>1:55.309</b>	13:40:19.733	1	LCR F1
88	F1	NICOL / GIBBON	<b>1:50.469</b>	13:42:10.203	2	LCR F1
88	F1	NICOL / GIBBON	<b>1:49.639</b>	13:43:59.843	3	LCR F1
62	F1	WRIGHT / BAILEY	<b>1:49.262</b>	13:45:51.202	4	RYDE Yamaha
117	F1	POTTINGER / DODD	<b>1:48.391</b>	13:45:55.582	4	LCR Yamaha
117	F1	POTTINGER / DODD	<b>1:47.656</b>	13:47:43.238	5	LCR Yamaha
7	F1	GRAY / WHEELER	<b>1:47.115</b>	13:47:44.433	5	Yamaha

### Session Leader History

NO	CL	NAME	FROM LAP	LAPS LED	DISTANCE	VEHICLE
88	F1	NICOL / GIBBON	1	8	17.44 miles	LCR F1

### Flag History

TYPE	TIME OF DAY
GREEN	13:38:24.405
FINISH	13:53:12.068

### Flag Statistics

TYPE	COUNT	TOTAL LAPS	TOTAL TIME
Green	1	8	16:51.936
Red	0	0	0.000
Safety Car	0	0	0.000
FCY	0	0	0.000

# International Sidecar Revival Meeting 2021

## RKB/BMCRC F1 & F2 Sidecars

### RACE 6 - STATISTICS

CLASS : F1

11 Starters

#### Fastest Lap History

NO	NAME	LAP TIME	TIME OF DAY	LAP	VEHICLE
88	NICOL / GIBBON	1:55.309	13:40:19.733	1	LCR F1
88	NICOL / GIBBON	1:50.469	13:42:10.203	2	LCR F1
88	NICOL / GIBBON	1:49.639	13:43:59.843	3	LCR F1
62	WRIGHT / BAILEY	1:49.262	13:45:51.202	4	RYDE Yamaha
117	POTTINGER / DODD	1:48.391	13:45:55.582	4	LCR Yamaha
117	POTTINGER / DODD	1:47.656	13:47:43.238	5	LCR Yamaha
7	GRAY / WHEELER	1:47.115	13:47:44.433	5	Yamaha

#### Leader History

NO	NAME	FROM LAP	LAPS LED	DISTANCE	VEHICLE
88	NICOL / GIBBON	1	8	17.44 miles	LCR F1

# International Sidecar Revival Meeting 2021

## RKB/BMCRC F1 & F2 Sidecars

### RACE 6 - STATISTICS

**CLASS : F2**

16 Starters

#### Fastest Lap History

NO	NAME	LAP TIME	TIME OF DAY	LAP	VEHICLE
73	GOODIER / BROWN	<b>1:56.832</b>	13:40:21.256	1	LCR F2
89	HAUXWELL / TAYLOR	<b>1:51.140</b>	13:42:15.475	2	
89	HAUXWELL / TAYLOR	<b>1:50.620</b>	13:47:49.748	5	
37	MORPHET / REILLY	<b>1:50.598</b>	13:47:54.452	5	LCR SUZUKI
22	PEARSON / PARKER	<b>1:50.100</b>	13:48:02.266	5	LCR SUZUKI

#### Leader History

NO	NAME	FROM LAP	LAPS LED	DISTANCE	VEHICLE
73	GOODIER / BROWN	1	1	2.18 miles	LCR F2
89	HAUXWELL / TAYLOR	2	7	15.26 miles	

### International Sidecar Revival Meeting 2021

### RKB/BMCRC F1 & F2 Sidecars

### RACE 15 - GRID (6 Laps)

ROW 17	33	<b>136</b> EDWARDS / EDWARDS	34	<b>235</b> DELAMARRE / BUCKLAND
ROW 16	31	<b>30</b> JAMES / JAMES	32	<b>44</b> KING / SIGSWORTH
ROW 15	29	<b>17</b> THOMAS / NIX	30	<b>25</b> GIBSON / GIBSON
ROW 14	27	<b>19</b> 2:14.731 MACBRIDE / THOMPSON	28	<b>6</b> GRISTWOOD / CRACKNALL
ROW 13	25	<b>38</b> 2:10.597 MOSS / MOSS	26	<b>8</b> 2:10.629 TAMPIN / TAYLOR
ROW 12	23	<b>167</b> 2:04.266 PETTMAN / SMITH	24	<b>67</b> 2:05.063 JEFFREY / FIELD
ROW 11	21	<b>48</b> 1:58.311 BERRY / O'NEILL	22	<b>120</b> 2:01.165 THOMAS / THOMAS
ROW 10	19	<b>66</b> 1:56.702 LUMLEY / MORALEE	20	<b>42</b> 1:56.929 WARD / THOMAS
ROW 9	17	<b>51</b> 1:56.541 MCKAY / SZANEL	18	<b>361</b> 1:56.638 QUIRK / SCHOFIELD
ROW 8	15	<b>121</b> 1:56.031 LAWRENCE / HUGHES	16	<b>61</b> 1:56.319 FORREST / McCAULAY
ROW 7	13	<b>46</b> 1:53.930 SAUNDERS / HODGSON	14	<b>18</b> 1:54.107 FENWICK / KNAPTON
ROW 6	11	<b>73</b> 1:52.845 GOODIER / BROWN	12	<b>119</b> 1:53.496 DICKINSON / DICKINSON
ROW 5	9	<b>27</b> 1:51.741 KIRBY / KIRBY	10	<b>58</b> 1:52.818 EASTELL / GEDDES
ROW 4	7	<b>95</b> 1:50.339 REMNANT / TILLEY	8	<b>37</b> 1:50.598 MORPHET / REILLY
ROW 3	5	<b>22</b> 1:50.100 PEARSON / PARKER	6	<b>89</b> 1:50.249 HAUXWELL / TAYLOR
ROW 2	3	<b>88</b> 1:48.730 NICOL / GIBBON	4	<b>62</b> 1:49.262 WRIGHT / BAILEY
ROW 1	1	<b>7</b> 1:47.115 GRAY / WHEELER	2	<b>117</b> 1:47.656 POTTINGER / DODD
<b>Pole</b>				

Cadwell Park

Circuit Length = 2.1800 miles

These results are provisional until the conclusion of any judicial and technical matters.

Clerk Of Course :	Stewards :	Timekeeper : Craig Smith
-------------------	------------	--------------------------

Results can be found at [www.tsl-timing.com](http://www.tsl-timing.com)

Printed - 13:56 Sunday, 08 August 2021





### International Sidecar Revival Meeting 2021

### RKB/BMCRC F1 & F2 Sidecars

### RACE 15 - CLASSIFICATION

POS	NO	CL	PIC NAME	ENTRY	LAPS	TIME	GAP	DIFF	MPH	BEST	ON
1	62	F1	1 WRIGHT / BAILEY	RYDE Yamaha - Stainless Steel Designs Ltd.	3	5:54.958			66.32	1:55.982	2
2	73	F2	1 GOODIER / BROWN	LCR F2 - Rowtec Ltd	3	6:04.110	9.152	9.152	64.66	1:59.549	3
3	88	F1	2 NICOL / GIBBON	LCR F1 - B&D Roofing, BN Designs Bodyshop, Stev	3	6:10.380	15.422	6.270	63.56	1:59.020	3
4	27	F1	3 KIRBY / KIRBY	ARS Yamaha - KRT	3	6:12.262	17.304	1.882	63.24	2:00.145	3
5	89	F2	2 HAUXWELL / TAYLOR	- Vinyls4U DMH tyres	3	6:14.603	19.645	2.341	62.85	2:00.542	2
6	95	F2	3 REMNANT / TILLEY	2002 LUMLEY -	3	6:16.545	21.587	1.942	62.52	2:03.107	2
7	46	F2	4 SAUNDERS / HODGSON	MS Racing HONDA -	3	6:18.075	23.117	1.530	62.27	2:02.496	2
8	37	F2	5 MORPHET / REILLY	LCR SUZUKI -	3	6:23.108	28.150	5.033	61.45	2:04.965	2
9	51	F2	6 MCKAY / SZANEL	Baker F2 - Mizar Ltd	3	6:29.826	34.868	6.718	60.39	2:06.475	3
10	121	F1	4 LAWRENCE / HUGHES	LCR Yamaha - Highfield Transport, JHM autos	3	6:32.968	38.010	3.142	59.91	2:07.982	3
11	48	F2	7 BERRY / O'NEILL	D&D Windle SUZUKI - Cutting Hedge Racing.	3	6:33.533	38.575	0.565	59.82	2:07.515	2
12	361	F2	8 QUIRK / SCHOFIELD	Ireson SUZUKI -	3	6:34.860	39.902	1.327	59.62	2:07.772	3
13	120	F2	9 THOMAS / THOMAS	Ireson HONDA - Alford Windows	3	6:46.223	51.265	11.363	57.95	2:10.717	3
14	67	F1	5 JEFFREY / FIELD	Windle F1 - MJP racing	3	6:46.872	51.914	0.649	57.86	2:10.792	3
15	8	F1	6 TAMPIN / TAYLOR	Honda - myself	3	6:50.572	55.614	3.700	57.34	2:13.020	3

NOT CLASSIFIED

DNF	18	F2	FENWICK / KNAPTON	Shelbourne YAMAHA -	0						
-----	----	----	-------------------	---------------------	---	--	--	--	--	--	--

FASTEST LAP

62	F1	WRIGHT / BAILEY	RYDE Yamaha - Stainless Steel Designs Ltd.	2	1:55.982	67.66 mph	108.89 kph
73	F2	GOODIER / BROWN	LCR F2 - Rowtec Ltd	3	1:59.549	65.64 mph	105.64 kph

Class F1 - 92.5% of Race Speed = 61.34 mph

Class F2 - 92.5% of Race Speed = 59.81 mph

Cadwell Park: 2.1800 miles

Race Distance: 3 Laps / 6.54 miles

Start: 17:52 Flag 17:58 End: 17:59

Weather / Track : Rain / Wet

These results are provisional until the conclusion of any judicial and technical matters.

Clerk Of Course :	Stewards :	Timekeeper : Craig Smith
-------------------	------------	--------------------------

Results can be found at [www.tsl-timing.com](http://www.tsl-timing.com)

Printed - 18:00 Sunday, 08 August 2021



# International Sidecar Revival Meeting 2021

## RKB/BMCRC F1 & F2 Sidecars

### RACE 15 - LAP CHART

#### LAP 1 @ 17:54:59.436

NO	BEHIND	LAP TIME
62		2:00.977
73	2.314	2:03.291
95	7.110	2:08.087
88	9.619	2:10.596
27	10.038	2:11.015
46	11.065	2:12.042
89	11.169	2:12.146
37	11.936	2:12.913
121	14.343	2:15.320
51	14.889	2:15.866
48	16.883	2:17.860
361	17.221	2:18.198
120	21.416	2:22.393
8	22.076	2:23.053
67	22.584	2:23.561

#### LAP 2 @ 17:56:55.418

NO	BEHIND	LAP TIME
62		1:55.982
73	7.602	2:01.270
95	14.235	2:03.107
88	14.401	2:00.764
27	15.158	2:01.102
89	15.729	2:00.542
46	17.579	2:02.496
37	20.919	2:04.965
51	26.392	2:07.485
121	28.027	2:09.666
48	28.416	2:07.515
361	30.129	2:08.890
120	38.547	2:13.113
67	39.121	2:12.519
8	40.593	2:14.499

#### LAP 3 @ 17:58:53.417

NO	BEHIND	LAP TIME
62		1:57.999
73	9.152	1:59.549
88	15.422	1:59.020
27	17.304	2:00.145
89	19.645	2:01.915
95	21.587	2:05.351
46	23.117	2:03.537
37	28.150	2:05.230
51	34.868	2:06.475
121	38.010	2:07.982
48	38.575	2:08.158
361	39.902	2:07.772
120	51.265	2:10.717
67	51.914	2:10.792
8	55.614	2:13.020

Weather / Track : Rain / Wet

Results can be found at [www.tsl-timing.com](http://www.tsl-timing.com)

Cadwell Park  
Circuit Length = 2.1800 miles  
Start: 17:52 Flag 17:58 End: 17:59

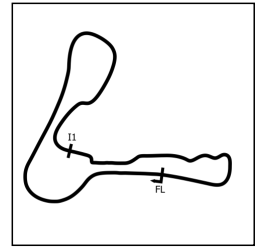
Printed - 18:00 Sunday, 08 August 2021



# International Sidecar Revival Meeting 2021

## RKB/BMCRC F1 & F2 Sidecars

### RACE 15 - SECTOR ANALYSIS



SECTOR 1 = FL to I1, SECTOR 2 = I1 to FL, DIFF = Difference To Personal Best Lap, P = Crossed Finish Line in Pit Lane, D = Time Disallowed

<b>P1</b>	<b>62 F1</b>	<b>WRIGHT / BAILEY</b>	RYDE Yamaha - Stainless Steel Designs Ltd.			
IDEAL LAP TIME : 1:54.847		BEST LAP TIME : 1:55.982		DIFFERENCE : 1.135		
LAP	SECTOR 1	SECTOR 2	LAP TIME	MPH	DIFF	TIME OF DAY
1 -		<b>49.062</b>	2:00.977 (3)	64.87	4.995	17:54:59.436
2 -	<b>1:05.785</b>	50.197	<b>1:55.982 (1)</b>	<b>67.66</b>		<b>17:56:55.418</b>
3 -	1:06.882	51.117	1:57.999 (2)	66.50	2.017	17:58:53.417
<b>P2</b>	<b>73 F2</b>	<b>GOODIER / BROWN</b>	LCR F2 - Rowtec Ltd			
IDEAL LAP TIME : 1:58.743		BEST LAP TIME : 1:59.549		DIFFERENCE : 0.806		
LAP	SECTOR 1	SECTOR 2	LAP TIME	MPH	DIFF	TIME OF DAY
1 -		<b>49.769</b>	2:03.291 (3)	63.65	3.742	17:55:01.750
2 -	1:10.701	50.569	2:01.270 (2)	64.71	1.721	17:57:03.020
3 -	<b>1:08.974</b>	50.575	<b>1:59.549 (1)</b>	<b>65.64</b>		<b>17:59:02.569</b>
<b>P3</b>	<b>88 F1</b>	<b>NICOL / GIBBON</b>	LCR F1 - B&D Roofing, BN Designs Bodyshop, Steve Webster			
IDEAL LAP TIME : 1:59.020		BEST LAP TIME : 1:59.020		DIFFERENCE : 0.000		
LAP	SECTOR 1	SECTOR 2	LAP TIME	MPH	DIFF	TIME OF DAY
1 -		54.552	2:10.596 (3)	60.09	11.576	17:55:09.055
2 -	1:09.061	51.703	2:00.764 (2)	64.98	1.744	17:57:09.819
3 -	<b>1:08.017</b>	<b>51.003</b>	<b>1:59.020 (1)</b>	<b>65.93</b>		<b>17:59:08.839</b>
<b>P4</b>	<b>27 F1</b>	<b>KIRBY / KIRBY</b>	ARS Yamaha - KRT			
IDEAL LAP TIME : 1:59.336		BEST LAP TIME : 2:00.145		DIFFERENCE : 0.809		
LAP	SECTOR 1	SECTOR 2	LAP TIME	MPH	DIFF	TIME OF DAY
1 -		53.751	2:11.015 (3)	59.90	10.870	17:55:09.474
2 -	<b>1:08.881</b>	52.221	2:01.102 (2)	64.80	0.957	17:57:10.576
3 -	1:09.690	<b>50.455</b>	<b>2:00.145 (1)</b>	<b>65.32</b>		<b>17:59:10.721</b>
<b>P5</b>	<b>89 F2</b>	<b>HAUXWELL / TAYLOR</b>	- Vinyls4U DMH tyres			
IDEAL LAP TIME : 2:00.542		BEST LAP TIME : 2:00.542		DIFFERENCE : 0.000		
LAP	SECTOR 1	SECTOR 2	LAP TIME	MPH	DIFF	TIME OF DAY
1 -		55.284	2:12.146 (3)	59.38	11.604	17:55:10.605
2 -	<b>1:08.676</b>	<b>51.866</b>	<b>2:00.542 (1)</b>	<b>65.10</b>		<b>17:57:11.147</b>
3 -	1:09.943	51.972	2:01.915 (2)	64.37	1.373	17:59:13.062
<b>P6</b>	<b>95 F2</b>	<b>REMNANT / TILLEY</b>	2002 LUMLEY -			
IDEAL LAP TIME : 2:02.024		BEST LAP TIME : 2:03.107		DIFFERENCE : 1.083		
LAP	SECTOR 1	SECTOR 2	LAP TIME	MPH	DIFF	TIME OF DAY
1 -		<b>52.218</b>	2:08.087 (3)	61.27	4.980	17:55:06.546
2 -	<b>1:09.806</b>	53.301	<b>2:03.107 (1)</b>	<b>63.74</b>		<b>17:57:09.653</b>
3 -	1:11.564	53.787	2:05.351 (2)	62.60	2.244	17:59:15.004
<b>P7</b>	<b>46 F2</b>	<b>SAUNDERS / HODGSON</b>	MS Racing HONDA -			
IDEAL LAP TIME : 2:02.496		BEST LAP TIME : 2:02.496		DIFFERENCE : 0.000		
LAP	SECTOR 1	SECTOR 2	LAP TIME	MPH	DIFF	TIME OF DAY
1 -		54.481	2:12.042 (3)	59.43	9.546	17:55:10.501
2 -	<b>1:09.858</b>	<b>52.638</b>	<b>2:02.496 (1)</b>	<b>64.06</b>		<b>17:57:12.997</b>
3 -	1:10.345	53.192	2:03.537 (2)	63.52	1.041	17:59:16.534
<b>P8</b>	<b>37 F2</b>	<b>MORPHET / REILLY</b>	LCR SUZUKI -			
IDEAL LAP TIME : 2:04.767		BEST LAP TIME : 2:04.965		DIFFERENCE : 0.198		
LAP	SECTOR 1	SECTOR 2	LAP TIME	MPH	DIFF	TIME OF DAY
1 -		54.305	2:12.913 (3)	59.04	7.948	17:55:11.372
2 -	<b>1:11.161</b>	53.804	<b>2:04.965 (1)</b>	<b>62.80</b>		<b>17:57:16.337</b>
3 -	1:11.624	<b>53.606</b>	2:05.230 (2)	62.66	0.265	17:59:21.567

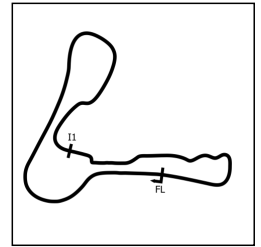
Weather / Track : Rain / Wet

Cadwell Park  
Circuit Length = 2.1800 miles  
Start: 17:52 Flag 17:58 End: 17:59

# International Sidecar Revival Meeting 2021

## RKB/BMCRC F1 & F2 Sidecars

### RACE 15 - SECTOR ANALYSIS



SECTOR 1 = FL to I1, SECTOR 2 = I1 to FL, DIFF = Difference To Personal Best Lap, P = Crossed Finish Line in Pit Lane, D = Time Disallowed

<b>P9</b>	<b>51 F2</b>	<b>MCKAY / SZANEL</b>	Baker F2 - Mizar Ltd			
IDEAL LAP TIME : 2:06.475		BEST LAP TIME : 2:06.475		DIFFERENCE : 0.000		
LAP	SECTOR 1	SECTOR 2	LAP TIME	MPH	DIFF	TIME OF DAY
1 -		54.853	2:15.866 (3)	57.76	9.391	17:55:14.325
2 -	1:13.223	54.262	2:07.485 (2)	61.56	1.010	17:57:21.810
3 -	<b>1:12.885</b>	<b>53.590</b>	<b>2:06.475 (1)</b>	<b>62.05</b>		<b>17:59:28.285</b>
<b>P10</b>	<b>121 F1</b>	<b>LAWRENCE / HUGHES</b>	LCR Yamaha - Highfield Transport, JHM autos			
IDEAL LAP TIME : 2:07.982		BEST LAP TIME : 2:07.982		DIFFERENCE : 0.000		
LAP	SECTOR 1	SECTOR 2	LAP TIME	MPH	DIFF	TIME OF DAY
1 -		54.702	2:15.320 (3)	57.99	7.338	17:55:13.779
2 -	1:15.321	54.345	2:09.666 (2)	60.52	1.684	17:57:23.445
3 -	<b>1:14.105</b>	<b>53.877</b>	<b>2:07.982 (1)</b>	<b>61.32</b>		<b>17:59:31.427</b>
<b>P11</b>	<b>48 F2</b>	<b>BERRY / O'NEILL</b>	D&D Windle SUZUKI - Cutting Hedge Racing.			
IDEAL LAP TIME : 2:07.469		BEST LAP TIME : 2:07.515		DIFFERENCE : 0.046		
LAP	SECTOR 1	SECTOR 2	LAP TIME	MPH	DIFF	TIME OF DAY
1 -		54.481	2:17.860 (3)	56.92	10.345	17:55:16.319
2 -	<b>1:13.889</b>	53.626	<b>2:07.515 (1)</b>	<b>61.54</b>		<b>17:57:23.834</b>
3 -	1:14.578	<b>53.580</b>	2:08.158 (2)	61.23	0.643	17:59:31.992
<b>P12</b>	<b>361 F2</b>	<b>QUIRK / SCHOFIELD</b>	Ireson SUZUKI -			
IDEAL LAP TIME : 2:07.772		BEST LAP TIME : 2:07.772		DIFFERENCE : 0.000		
LAP	SECTOR 1	SECTOR 2	LAP TIME	MPH	DIFF	TIME OF DAY
1 -		55.334	2:18.198 (3)	56.78	10.426	17:55:16.657
2 -	1:14.543	54.347	2:08.890 (2)	60.88	1.118	17:57:25.547
3 -	<b>1:13.710</b>	<b>54.062</b>	<b>2:07.772 (1)</b>	<b>61.42</b>		<b>17:59:33.319</b>
<b>P13</b>	<b>120 F2</b>	<b>THOMAS / THOMAS</b>	Ireson HONDA - Alford Windows			
IDEAL LAP TIME : 2:10.717		BEST LAP TIME : 2:10.717		DIFFERENCE : 0.000		
LAP	SECTOR 1	SECTOR 2	LAP TIME	MPH	DIFF	TIME OF DAY
1 -		56.513	2:22.393 (3)	55.11	11.676	17:55:20.852
2 -	1:17.272	55.841	2:13.113 (2)	58.95	2.396	17:57:33.965
3 -	<b>1:15.530</b>	<b>55.187</b>	<b>2:10.717 (1)</b>	<b>60.03</b>		<b>17:59:44.682</b>
<b>P14</b>	<b>67 F1</b>	<b>JEFFREY / FIELD</b>	Windle F1 - MJP racing			
IDEAL LAP TIME : 2:10.792		BEST LAP TIME : 2:10.792		DIFFERENCE : 0.000		
LAP	SECTOR 1	SECTOR 2	LAP TIME	MPH	DIFF	TIME OF DAY
1 -		56.675	2:23.561 (3)	54.66	12.769	17:55:22.020
2 -	1:17.207	55.312	2:12.519 (2)	59.22	1.727	17:57:34.539
3 -	<b>1:15.487</b>	<b>55.305</b>	<b>2:10.792 (1)</b>	<b>60.00</b>		<b>17:59:45.331</b>
<b>P15</b>	<b>8 F1</b>	<b>TAMPIN / TAYLOR</b>	Honda - myself			
IDEAL LAP TIME : 2:12.636		BEST LAP TIME : 2:13.020		DIFFERENCE : 0.384		
LAP	SECTOR 1	SECTOR 2	LAP TIME	MPH	DIFF	TIME OF DAY
1 -		<b>56.742</b>	2:23.053 (3)	54.86	10.033	17:55:21.512
2 -	1:17.473	57.026	2:14.499 (2)	58.35	1.479	17:57:36.011
3 -	<b>1:15.894</b>	57.126	<b>2:13.020 (1)</b>	<b>58.99</b>		<b>17:59:49.031</b>

Weather / Track : Rain / Wet

Cadwell Park  
Circuit Length = 2.1800 miles  
Start: 17:52 Flag 17:58 End: 17:59

# International Sidecar Revival Meeting 2021

## RKB/BMCRC F1 & F2 Sidecars

### RACE 15 - BEST SECTORS

SECTOR 1			SECTOR 2			IDEAL / BEST COMPARISON						
POS	NO	NAME	TIME	NO	NAME	TIME	POS	NO	NAME	IDEAL	BEST	DIFF
									<b>PERFECT LAP</b>	<b>1:54.847</b>		
1	62	WRIGHT / BAILEY	1:05.785	62	WRIGHT / BAILEY	49.062	1	62	WRIGHT / BAILEY	1:54.847	1:55.982	1.135
2	88	NICOL / GIBBON	1:08.017	73	GOODIER / BROWN	49.769	2	73	GOODIER / BROWN	1:58.743	1:59.549	0.806
3	89	HAUXWELL / TAYLOR	1:08.676	27	KIRBY / KIRBY	50.455	3	88	NICOL / GIBBON	1:59.020	1:59.020	0.000
4	27	KIRBY / KIRBY	1:08.881	88	NICOL / GIBBON	51.003	4	27	KIRBY / KIRBY	1:59.336	2:00.145	0.809
5	73	GOODIER / BROWN	1:08.974	89	HAUXWELL / TAYLOR	51.866	5	89	HAUXWELL / TAYLOR	2:00.542	2:00.542	0.000
6	95	REMNANT / TILLEY	1:09.806	95	REMNANT / TILLEY	52.218	6	95	REMNANT / TILLEY	2:02.024	2:03.107	1.083
7	46	SAUNDERS / HODGSON	1:09.858	46	SAUNDERS / HODGSON	52.638	7	46	SAUNDERS / HODGSON	2:02.496	2:02.496	0.000
8	37	MORPHET / REILLY	1:11.161	48	BERRY / O'NEILL	53.580	8	37	MORPHET / REILLY	2:04.767	2:04.965	0.198
9	51	MCKAY / SZANEL	1:12.885	51	MCKAY / SZANEL	53.590	9	51	MCKAY / SZANEL	2:06.475	2:06.475	0.000
10	361	QUIRK / SCHOFIELD	1:13.710	37	MORPHET / REILLY	53.606	10	48	BERRY / O'NEILL	2:07.469	2:07.515	0.046
11	48	BERRY / O'NEILL	1:13.889	121	LAWRENCE / HUGHES	53.877	11	361	QUIRK / SCHOFIELD	2:07.772	2:07.772	0.000
12	121	LAWRENCE / HUGHES	1:14.105	361	QUIRK / SCHOFIELD	54.062	12	121	LAWRENCE / HUGHES	2:07.982	2:07.982	0.000
13	67	JEFFREY / FIELD	1:15.487	120	THOMAS / THOMAS	55.187	13	120	THOMAS / THOMAS	2:10.717	2:10.717	0.000
14	120	THOMAS / THOMAS	1:15.530	67	JEFFREY / FIELD	55.305	14	67	JEFFREY / FIELD	2:10.792	2:10.792	0.000
15	8	TAMPIN / TAYLOR	1:15.894	8	TAMPIN / TAYLOR	56.742	15	8	TAMPIN / TAYLOR	2:12.636	2:13.020	0.384
16												

Weather / Track : Rain / Wet

Results can be found at [www.tsl-timing.com](http://www.tsl-timing.com)

Cadwell Park  
Circuit Length = 2.1800 miles  
Start: 17:52 Flag 17:58 End: 17:59

Printed - 18:00 Sunday, 08 August 2021

# International Sidecar Revival Meeting 2021

## RKB/BMCRC F1 & F2 Sidecars

### RACE 15 - STATISTICS

**Competitors Started** 16  
**Planned Start** 2021-08-08 @ 16:51:00.000  
**Actual Start** 2021-08-08 @ 17:52:58.458  
**Finish Time** 2021-08-08 @ 17:58:53.416  
**Track Length** 2.1800mi.  
**Total Laps** 45  
**Total Distance Covered** 98.1008mi.

#### Session Fastest Lap History

NO	CL	NAME	LAP TIME	TIME OF DAY	LAP	VEHICLE
62	F1	WRIGHT / BAILEY	<b>2:00.977</b>	17:54:59.452	1	RYDE Yamaha
62	F1	WRIGHT / BAILEY	<b>1:55.982</b>	17:56:55.433	2	RYDE Yamaha

#### Session Leader History

NO	CL	NAME	FROM LAP	LAPS LED	DISTANCE	VEHICLE
62	F1	WRIGHT / BAILEY	1	3	6.54 miles	RYDE Yamaha

#### Flag History

TYPE	TIME OF DAY
GREEN	17:52:58.458
FINISH	17:58:53.416

#### Flag Statistics

TYPE	COUNT	TOTAL LAPS	TOTAL TIME
Green	1	3	6:57.935
Red	0	0	0.000
Safety Car	0	0	0.000
FCY	0	0	0.000

# International Sidecar Revival Meeting 2021

## RKB/BMCRC F1 & F2 Sidecars

### RACE 15 - STATISTICS

**CLASS : F1**

**6 Starters**

#### Fastest Lap History

NO	NAME	LAP TIME	TIME OF DAY	LAP	VEHICLE
62	WRIGHT / BAILEY	<b>2:00.977</b>	17:54:59.452	1	RYDE Yamaha
62	WRIGHT / BAILEY	<b>1:55.982</b>	17:56:55.433	2	RYDE Yamaha

#### Leader History

NO	NAME	FROM LAP	LAPS LED	DISTANCE	VEHICLE
62	WRIGHT / BAILEY	1	3	6.54 miles	RYDE Yamaha

# International Sidecar Revival Meeting 2021

## RKB/BMCRC F1 & F2 Sidecars

### RACE 15 - STATISTICS

**CLASS : F2**

10 Starters

#### Fastest Lap History

NO	NAME	LAP TIME	TIME OF DAY	LAP	VEHICLE
73	GOODIER / BROWN	<b>2:03.291</b>	17:55:01.768	1	LCR F2
73	GOODIER / BROWN	<b>2:01.270</b>	17:57:03.039	2	LCR F2
89	HAUXWELL / TAYLOR	<b>2:00.542</b>	17:57:11.165	2	
73	GOODIER / BROWN	<b>1:59.549</b>	17:59:02.590	3	LCR F2

#### Leader History

NO	NAME	FROM LAP	LAPS LED	DISTANCE	VEHICLE
73	GOODIER / BROWN	1	3	6.54 miles	LCR F2

BMCRC-MRO Championships 2021



***RKB-F1***  
***MOTORSPORT***

**Breitenbach  
Rennsportbeläge**  
**PAGID**  
RACING  
THE DIFFERENCE IN BRAKING

# RKB MOTORSPORT / BREITENBACH RENNSPORT F2 SIDECARS

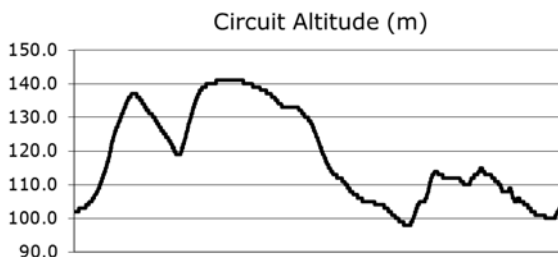
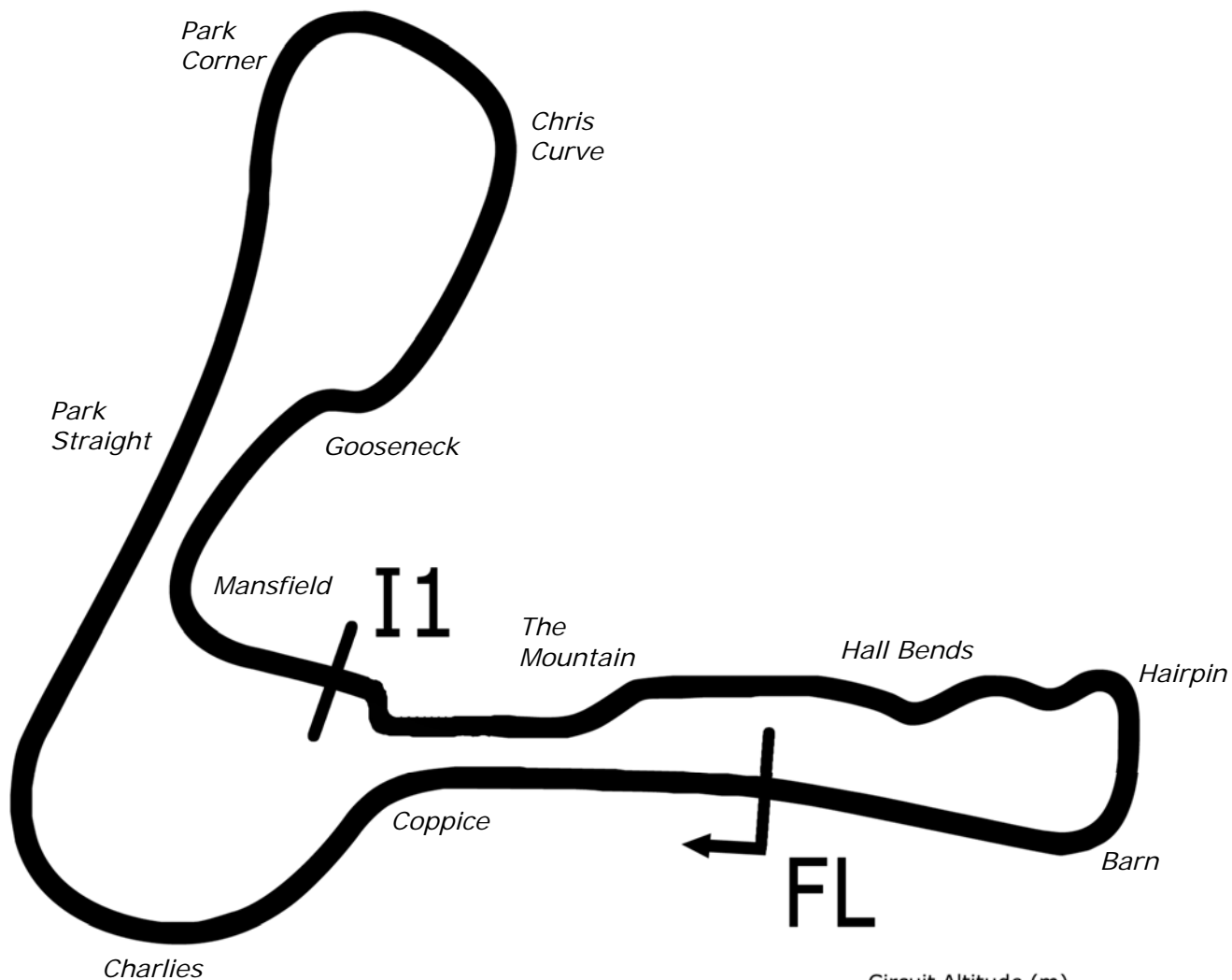
Cadwell Park

7<sup>th</sup> / 8<sup>th</sup> August 2021



Results Provided by Timing Solutions Ltd  
[www.tsl-timing.com](http://www.tsl-timing.com)

# Cadwell Park



Length	2.1800 miles	3508.4 m	
FL		53.31024 N	0.05940 W
I1	2330m	53.30708 N	0.06270 W
Pit Entry	3472m	53.31103 N	0.05889 W
Pit Exit	0m after FL	53.31030 N	0.05940 W
Pit Entry-Pit Exit 92m, 6.6s @50kph, 5.5s @60kph			

All results available at [www.tsl-timing.com](http://www.tsl-timing.com)





### International Sidecar Revival Meeting 2021

### RKB/BMCRC F1 & F2 Sidecars

### QUALIFYING - CLASSIFICATION

POS	NO	CL	PIC NAME	ENTRY	TIME	ON	LAPS	GAP	DIFF	MPH
1	27	F1	1 KIRBY / KIRBY	ARS Yamaha - KRT	1:42.637	6	7			76.46
2	88	F1	2 NICOL / GIBBON	LCR F1 - B&D Roofing, BN Designs Bodyshop, Steve V	1:43.503	6	7	0.866	0.866	75.82
3	25	F2	1 GIBSON / GIBSON	Shelbourne SUZUKI - GDM	1:44.816	7	7	2.179	1.313	74.87
4	8	F2	2 FENWICK / MARTIN	Shelbourne YAMAHA -	1:44.867	3	5	2.230	0.051	74.83
5	117	F1	3 POTTINGER / DODD	LCR Yamaha - GB Precision Eng/Opal Fabrication	1:46.295	3	7	3.658	1.428	73.83
6	62	F1	4 WRIGHT / BAILEY	RYDE Yamaha - Stainless Steel Designs Ltd.	1:47.795	2	4	5.158	1.500	72.80
7	95	F2	3 REMNANT / TILLEY	2002 LUMLEY -	1:50.481	3	6	7.844	2.686	71.03
8	58	F2	4 EASTELL / GEDDES	Shelbourne YAMAHA - Lee Eastell Engineering service	1:50.644	2	4	8.007	0.163	70.93
9	89	F2	5 HAUZWELL / TAYLOR	- Vinyls4U DMH tyres	1:50.841	5	6	8.204	0.197	70.80
10	44	F2	6 KING / SIGSWORTH	Lumley Ireson F2 - T E Solutions uk	1:51.144	5	5	8.507	0.303	70.61
11	37	F2	7 MORPHET / REILLY	LCR SUZUKI -	1:51.293	3	6	8.656	0.149	70.51
12	73	F2	8 GOODIER / BROWN	LCR F2 - Rowtec ltd	1:51.349	6	6	8.712	0.056	70.48
13	42	F1	5 WARD / THOMAS	BMR F1 - ALDE	1:51.676	5	6	9.039	0.327	70.27
14	136	F1	6 EDWARDS / EDWARDS	LCR F1 Suzuki - ECONOMY HEATING SERVICES	1:51.682	4	4	9.045	0.006	70.27
15	6	F2	9 GRISTWOOD / CRACKNALL	Suzuki SUZUKI - Gristwood&Toms	1:52.394	4	4	9.757	0.712	69.82
16	121	F1	7 LAWRENCE / HUGHES	LCR Yamaha - Highfield Transport, JHM autos	1:52.532	2	4	9.895	0.138	69.74
17	22	F2	10 PEARSON / PARKER	LCR SUZUKI -	1:53.334	4	4	10.697	0.802	69.24
18	17	F2	11 THOMAS / NIX	Ireson HONDA - Team Walters And Thomas Sidecar ra	1:55.505	6	6	12.868	2.171	67.94
19	51	F2	12 MCKAY / SZANEL	Baker F2 - Mizar Ltd	1:56.491	5	6	13.854	0.986	67.37
20	61	F1	8 FORREST / MCCAULAY	Yamaha - Tweedvale Motorcycles	1:58.296	5	6	15.659	1.805	66.34
21	66	F2	13 LUMLEY / MORALEE	Lumley KAWASAKI - Lumley Engineering ltd	1:58.530	2	3	15.893	0.234	66.21
22	7	F1	9 GRAY / WHEELER	Yamaha -	1:59.107	2	2	16.470	0.577	65.89
23	19	F2	14 DICKINSON / DICKINSON	Baker SUZUKI - LD Engineering	2:00.204	1	2	17.567	1.097	65.28
24	167	F2	15 PETTMAN / SMITH	Windle 600 YAMAHA - Wintec Racing	2:01.864	4	4	19.227	1.660	64.40
25	120	F2	16 THOMAS / THOMAS	Ireson HONDA - Alford Windows	2:03.003	3	3	20.366	1.139	63.80
26	361	F2	17 QUIRK / SCHOFIELD	Ireson SUZUKI -	2:03.539	3	3	20.902	0.536	63.52
27	67	F1	10 JEFFREY / FIELD	Windle F1 - MJP racing	2:06.214	4	5	23.577	2.675	62.18
28	48	F2	18 BERRY / O'NEILL	D&D Windle SUZUKI - Cutting Hedge Racing.	2:07.075	4	5	24.438	0.861	61.75
29	235	F2	19 DELAMARRE / BUCKLAND	Lumley Engineering F2 - Lumley Engineering	2:09.646	4	4	27.009	2.571	60.53
30	38	F2	20 MOSS / MOSS	Shelbourne YAMAHA R6 - LifeSafety Motorsport - Cha	2:10.240	5	5	27.603	0.594	60.25
31	19	F1	11 MACBRIDE / THOMPSON	LCR Suzuki - Nick Webb	2:15.089	3	3	32.452	4.849	58.09
32	8	F1	12 TAMPIN / TAYLOR	Honda - myself	2:16.731	5	5	34.094	1.642	57.39

Weather / Track : Cloudy / Dry

These results are provisional until the conclusion of any judicial and technical matters.

Cadwell Park

Circuit Length = 2.1800 miles

Start: 09:37 Flag 09:49 End: 09:51

Clerk Of Course :	Stewards :	Timekeeper : Craig Smith
-------------------	------------	--------------------------

Results can be found at [www.tsl-timing.com](http://www.tsl-timing.com)

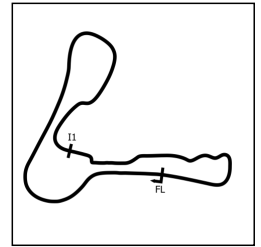
Printed - 09:51 Saturday, 07 August 2021



# International Sidecar Revival Meeting 2021

## RKB/BMCRC F1 & F2 Sidecars

### QUALIFYING - SECTOR ANALYSIS



SECTOR 1 = FL to I1, SECTOR 2 = I1 to FL, DIFF = Difference To Personal Best Lap, P = Crossed Finish Line in Pit Lane, D = Time Disallowed

P1 27 F1		KIRBY / KIRBY		ARS Yamaha - KRT			
IDEAL LAP TIME : 1:42.526		BEST LAP TIME : 1:42.637		DIFFERENCE : 0.111			
LAP	SECTOR 1	SECTOR 2	LAP TIME	MPH	DIFF	TIME OF DAY	
1 -	1:03.042	44.477	1:47.519	72.99	4.882	09:39:24.969	
2 -	59.908	43.428	1:43.336 (2)	75.94	0.699	09:41:08.305	
3 -	1:02.836	45.481	1:48.317	72.45	5.680	09:42:56.622	
4 -	1:10.762	46.023	1:56.785	67.20	14.148	09:44:53.407	
5 -	1:01.671	<b>42.667</b>	1:44.338 (3)	75.21	1.701	09:46:37.745	
6 -	<b>59.859</b>	42.778	<b>1:42.637 (1)</b>	<b>76.46</b>		<b>09:48:20.382</b>	
7 -	1:05.450	46.784	1:52.234	69.92	9.597	09:50:12.616	

P2 88 F1		NICOL / GIBBON		LCR F1 - B&D Roofing, BN Designs Bodyshop, Steve Webster			
IDEAL LAP TIME : 1:43.503		BEST LAP TIME : 1:43.503		DIFFERENCE : 0.000			
LAP	SECTOR 1	SECTOR 2	LAP TIME	MPH	DIFF	TIME OF DAY	
1 -	1:03.708	44.975	1:48.683	72.21	5.180	09:39:26.919	
2 -	1:02.005	44.493	1:46.498 (3)	73.69	2.995	09:41:13.417	
3 -	1:05.306	44.288	1:49.594	71.61	6.091	09:43:03.011	
4 -	1:05.196	45.556	1:50.752	70.86	7.249	09:44:53.763	
5 -	1:02.188	43.746	1:45.934 (2)	74.08	2.431	09:46:39.697	
6 -	<b>1:00.248</b>	<b>43.255</b>	<b>1:43.503 (1)</b>	<b>75.82</b>		<b>09:48:23.200</b>	
7 -	1:01.950	45.752	1:47.702	72.86	4.199	09:50:10.902	

P3 25 F2		GIBSON / GIBSON		Shelbourne SUZUKI - GDM			
IDEAL LAP TIME : 1:44.816		BEST LAP TIME : 1:44.816		DIFFERENCE : 0.000			
LAP	SECTOR 1	SECTOR 2	LAP TIME	MPH	DIFF	TIME OF DAY	
1 -	1:07.549	47.281	1:54.830	68.34	10.014	09:39:36.963	
2 -	1:03.794	45.504	1:49.298	71.80	4.482	09:41:26.261	
3 -	1:02.840	46.019	1:48.859 (3)	72.09	4.043	09:43:15.120	
4 -	1:07.155	45.426	1:52.581	69.71	7.765	09:45:07.701	
5 -	1:07.041	44.925	1:51.966	70.09	7.150	09:46:59.667	
6 -	1:03.526	44.740	1:48.266 (2)	72.48	3.450	09:48:47.933	
7 -	<b>1:00.788</b>	<b>44.028</b>	<b>1:44.816 (1)</b>	<b>74.87</b>		<b>09:50:32.749</b>	

P4 8 F2		FENWICK / MARTIN		Shelbourne YAMAHA -			
IDEAL LAP TIME : 1:44.553		BEST LAP TIME : 1:44.867		DIFFERENCE : 0.314			
LAP	SECTOR 1	SECTOR 2	LAP TIME	MPH	DIFF	TIME OF DAY	
1 -	1:04.395	45.814	1:50.209	71.21	5.342	09:39:42.952	
2 -	1:01.912	45.694	1:47.606 (2)	72.93	2.739	09:41:30.558	
3 -	<b>59.781</b>	45.086	<b>1:44.867 (1)</b>	<b>74.83</b>		<b>09:43:15.425</b>	
4 -	1:07.414	45.708	1:53.122	69.37	8.255	09:45:08.547	
5 -	1:05.002	<b>44.772</b>	1:49.774 (3)	71.49	4.907	09:46:58.321	

P5 117 F1		POTTINGER / DODD		LCR Yamaha - GB Precision Eng/Opal Fabrication			
IDEAL LAP TIME : 1:46.295		BEST LAP TIME : 1:46.295		DIFFERENCE : 0.000			
LAP	SECTOR 1	SECTOR 2	LAP TIME	MPH	DIFF	TIME OF DAY	
1 -	1:08.629	48.089	1:56.718	67.23	10.423	09:39:40.283	
2 -	1:04.057	46.528	1:50.585	70.96	4.290	09:41:30.868	
3 -	<b>1:00.560</b>	<b>45.735</b>	<b>1:46.295 (1)</b>	<b>73.83</b>		<b>09:43:17.163</b>	
4 -	1:11.359	48.663	2:00.022	65.38	13.727	09:45:17.185	
5 -	1:09.502	49.798	1:59.300	65.78	13.005	09:47:16.485	
6 -	1:01.435	46.022	1:47.457 (2)	73.03	1.162	09:49:03.942	
7 -	1:02.878	46.401	1:49.279 (3)	71.81	2.984	09:50:53.221	

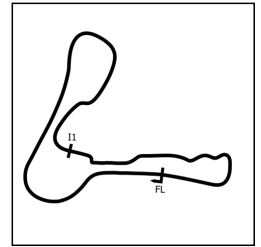
Weather / Track : Cloudy / Dry

Cadwell Park  
Circuit Length = 2.1800 miles  
Start: 09:37 Flag 09:49 End: 09:51

# International Sidecar Revival Meeting 2021

## RKB/BMCRC F1 & F2 Sidecars

### QUALIFYING - SECTOR ANALYSIS



SECTOR 1 = FL to I1, SECTOR 2 = I1 to FL, DIFF = Difference To Personal Best Lap, P = Crossed Finish Line in Pit Lane, D = Time Disallowed

P6 62 F1		WRIGHT / BAILEY		RYDE Yamaha - Stainless Steel Designs Ltd.			
IDEAL LAP TIME : 1:47.795		BEST LAP TIME : 1:47.795		DIFFERENCE : 0.000			
LAP	SECTOR 1	SECTOR 2	LAP TIME	MPH	DIFF	TIME OF DAY	
1 -	1:05.620	46.243	1:51.863	70.15	4.068	09:39:29.413	
2 -	<b>1:02.192</b>	<b>45.603</b>	<b>1:47.795 (1)</b>	<b>72.80</b>		<b>09:41:17.208</b>	
3 -	1:02.907	46.182	1:49.089 (2)	71.94	1.294	09:43:06.297	
4 -	1:03.918	46.091	1:50.009 (3)	71.34	2.214	09:44:56.306	

P7 95 F2		REMNANT / TILLEY		2002 LUMLEY -			
IDEAL LAP TIME : 1:50.481		BEST LAP TIME : 1:50.481		DIFFERENCE : 0.000			
LAP	SECTOR 1	SECTOR 2	LAP TIME	MPH	DIFF	TIME OF DAY	
1 -	1:07.847	48.690	1:56.537	67.34	6.056	09:39:55.616	
2 -	1:04.565	47.756	1:52.321 (2)	69.87	1.840	09:41:47.937	
3 -	<b>1:03.140</b>	<b>47.341</b>	<b>1:50.481 (1)</b>	<b>71.03</b>		<b>09:43:38.418</b>	
4 -	1:03.556	48.825	1:52.381 (3)	69.83	1.900	09:45:30.799	
5 -	1:04.867	49.820	1:54.687	68.43	4.206	09:47:25.486	
6 -	1:03.472	51.901	1:55.373	68.02	4.892	09:49:20.859	

P8 58 F2		EASTELL / GEDDES		Shelbourne YAMAHA - Lee Eastell Engineering services ltd			
IDEAL LAP TIME : 1:49.495		BEST LAP TIME : 1:50.644		DIFFERENCE : 1.149			
LAP	SECTOR 1	SECTOR 2	LAP TIME	MPH	DIFF	TIME OF DAY	
1 -	1:05.188	48.813	1:54.001 (2)	68.84	3.357	09:40:03.188	
2 -	1:03.897	<b>46.747</b>	<b>1:50.644 (1)</b>	<b>70.93</b>		<b>09:41:53.832</b>	
3 -	<b>1:02.748</b>	2:49.352	3:52.100	33.81	2:01.456	09:45:45.932	
4 -	1:06.957	47.882	1:54.839 (3)	68.33	4.195	09:47:40.771	

P9 89 F2		HAUXWELL / TAYLOR		- Vinyls4U DMH tyres			
IDEAL LAP TIME : 1:50.567		BEST LAP TIME : 1:50.841		DIFFERENCE : 0.274			
LAP	SECTOR 1	SECTOR 2	LAP TIME	MPH	DIFF	TIME OF DAY	
1 -	1:07.546	52.206	1:59.752	65.53	8.911	09:40:09.255	
2 -	1:09.403	48.272	1:57.675	66.69	6.834	09:42:06.930	
3 -	2:23.038	48.143	3:11.181	41.05	1:20.340	09:45:18.111	
4 -	1:05.912	<b>46.745</b>	1:52.657 (3)	69.66	1.816	09:47:10.768	
5 -	<b>1:03.822</b>	47.019	<b>1:50.841 (1)</b>	<b>70.80</b>		<b>09:49:01.609</b>	
6 -	1:04.668	46.826	1:51.494 (2)	70.39	0.653	09:50:53.103	

P10 44 F2		KING / SIGSWORTH		Lumley Ireson F2 - T E Solutions uk			
IDEAL LAP TIME : 1:51.144		BEST LAP TIME : 1:51.144		DIFFERENCE : 0.000			
LAP	SECTOR 1	SECTOR 2	LAP TIME	MPH	DIFF	TIME OF DAY	
1 -	1:07.692	52.025	1:59.717	65.55	8.573	09:40:20.235	
2 -	1:05.939	50.974	1:56.913	67.12	5.769	09:42:17.148	
3 -	1:04.483	49.305	1:53.788 (2)	68.97	2.644	09:44:10.936	
4 -	1:05.121	49.063	1:54.184 (3)	68.73	3.040	09:46:05.120	
5 -	<b>1:03.874</b>	<b>47.270</b>	<b>1:51.144 (1)</b>	<b>70.61</b>		<b>09:47:56.264</b>	

P11 37 F2		MORPHET / REILLY		LCR SUZUKI -			
IDEAL LAP TIME : 1:50.714		BEST LAP TIME : 1:51.293		DIFFERENCE : 0.579			
LAP	SECTOR 1	SECTOR 2	LAP TIME	MPH	DIFF	TIME OF DAY	
1 -	1:11.172	51.688	2:02.860	63.87	11.567	09:40:13.687	
2 -	1:10.740	<b>46.459</b>	1:57.199	66.96	5.906	09:42:10.886	
3 -	1:04.426	46.867	<b>1:51.293 (1)</b>	<b>70.51</b>		<b>09:44:02.179</b>	
4 -	1:04.824	46.884	1:51.708 (3)	70.25	0.415	09:45:53.887	
5 -	1:04.891	46.508	1:51.399 (2)	70.45	0.106	09:47:45.286	
6 -	<b>1:04.255</b>	50.241	1:54.496	68.54	3.203	09:49:39.782	

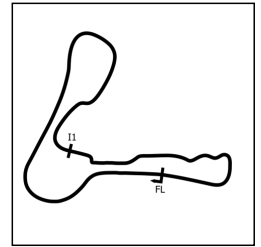
Weather / Track : Cloudy / Dry

Cadwell Park  
Circuit Length = 2.1800 miles  
Start: 09:37 Flag 09:49 End: 09:51

# International Sidecar Revival Meeting 2021

## RKB/BMCRC F1 & F2 Sidecars

### QUALIFYING - SECTOR ANALYSIS



SECTOR 1 = FL to I1, SECTOR 2 = I1 to FL, DIFF = Difference To Personal Best Lap, P = Crossed Finish Line in Pit Lane, D = Time Disallowed

P12 73 F2		GOODIER / BROWN		LCR F2 - Rowtec Ltd			
IDEAL LAP TIME : 1:50.994		BEST LAP TIME : 1:51.349		DIFFERENCE : 0.355			
LAP	SECTOR 1	SECTOR 2	LAP TIME	MPH	DIFF	TIME OF DAY	
1 -	1:07.998	48.006	1:56.004	67.65	4.655	09:39:39.881	
2 -	1:05.466	47.109	1:52.575 (2)	69.71	1.226	09:41:32.456	
3 -	<b>1:04.150</b>	49.108	1:53.258 (3)	69.29	1.909	09:43:25.714	
4 -	1:06.794	50.961	1:57.755	66.64	6.406	09:45:23.469	
5 -	1:07.251	49.484	1:56.735	67.22	5.386	09:47:20.204	
6 -	1:04.505	<b>46.844</b>	<b>1:51.349 (1)</b>	<b>70.48</b>		<b>09:49:11.553</b>	

P13 42 F1		WARD / THOMAS		BMR F1 - ALDE			
IDEAL LAP TIME : 1:51.185		BEST LAP TIME : 1:51.676		DIFFERENCE : 0.491			
LAP	SECTOR 1	SECTOR 2	LAP TIME	MPH	DIFF	TIME OF DAY	
1 -	1:11.030	52.198	2:03.228	63.68	11.552	09:40:20.820	
2 -	1:07.847	51.983	1:59.830	65.49	8.154	09:42:20.650	
3 -	1:06.935	48.484	1:55.419	67.99	3.743	09:44:16.069	
4 -	1:05.134	47.359	1:52.493 (3)	69.76	0.817	09:46:08.562	
5 -	1:04.804	<b>46.872</b>	<b>1:51.676 (1)</b>	<b>70.27</b>		<b>09:48:00.238</b>	
6 -	<b>1:04.313</b>	47.423	1:51.736 (2)	70.23	0.060	09:49:51.974	

P14 136 F1		EDWARDS / EDWARDS		LCR F1 Suzuki - ECONOMY HEATING SERVICES			
IDEAL LAP TIME : 1:51.682		BEST LAP TIME : 1:51.682		DIFFERENCE : 0.000			
LAP	SECTOR 1	SECTOR 2	LAP TIME	MPH	DIFF	TIME OF DAY	
1 -	1:22.237	54.825	2:17.062 (2)	57.25	25.380	09:40:44.855	
2 -	1:15.958	IN PIT	5:32.699 P	23.58	3:41.017	09:46:17.554	
3 -	OUTLAP	48.287	2:02.098	64.27	10.416	09:48:19.652	
4 -	<b>1:05.876</b>	<b>45.806</b>	<b>1:51.682 (1)</b>	<b>70.27</b>		<b>09:50:11.334</b>	

P15 6 F2		GRISTWOOD / CRACKNALL		Suzuki SUZUKI - Gristwood&Toms			
IDEAL LAP TIME : 1:52.394		BEST LAP TIME : 1:52.394		DIFFERENCE : 0.000			
LAP	SECTOR 1	SECTOR 2	LAP TIME	MPH	DIFF	TIME OF DAY	
1 -	1:10.292	52.105	2:02.397	64.11	10.003	09:40:08.787	
2 -	1:07.640	47.837	1:55.477 (3)	67.96	3.083	09:42:04.264	
3 -	1:05.354	48.891	1:54.245 (2)	68.69	1.851	09:43:58.509	
4 -	<b>1:04.896</b>	<b>47.498</b>	<b>1:52.394 (1)</b>	<b>69.82</b>		<b>09:45:50.903</b>	

P16 121 F1		LAWRENCE / HUGHES		LCR Yamaha - Highfield Transport, JHM autos			
IDEAL LAP TIME : 1:51.824		BEST LAP TIME : 1:52.532		DIFFERENCE : 0.708			
LAP	SECTOR 1	SECTOR 2	LAP TIME	MPH	DIFF	TIME OF DAY	
1 -	1:08.419	<b>47.865</b>	1:56.284 (3)	67.49	3.752	09:39:39.459	
2 -	1:04.528	48.004	<b>1:52.532 (1)</b>	<b>69.74</b>		<b>09:41:31.991</b>	
3 -	<b>1:03.959</b>	49.559	1:53.518 (2)	69.13	0.986	09:43:25.509	
4 -	1:06.781	50.729	1:57.510	66.78	4.978	09:45:23.019	

P17 22 F2		PEARSON / PARKER		LCR SUZUKI -			
IDEAL LAP TIME : 1:53.334		BEST LAP TIME : 1:53.334		DIFFERENCE : 0.000			
LAP	SECTOR 1	SECTOR 2	LAP TIME	MPH	DIFF	TIME OF DAY	
1 -	1:16.236	51.735	2:07.971	61.32	14.637	09:40:01.162	
2 -	1:10.348	49.392	1:59.740 (3)	65.54	6.406	09:42:00.902	
3 -	1:06.177	47.947	1:54.124 (2)	68.76	0.790	09:43:55.026	
4 -	<b>1:05.883</b>	<b>47.451</b>	<b>1:53.334 (1)</b>	<b>69.24</b>		<b>09:45:48.360</b>	

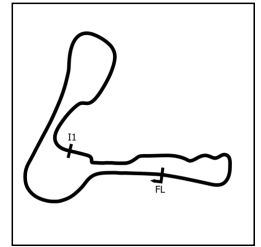
Weather / Track : Cloudy / Dry

Cadwell Park  
Circuit Length = 2.1800 miles  
Start: 09:37 Flag 09:49 End: 09:51

# International Sidecar Revival Meeting 2021

## RKB/BMCRC F1 & F2 Sidecars

### QUALIFYING - SECTOR ANALYSIS



SECTOR 1 = FL to I1, SECTOR 2 = I1 to FL, DIFF = Difference To Personal Best Lap, P = Crossed Finish Line in Pit Lane, D = Time Disallowed

P18 17 F2 THOMAS / NIX		Ireson HONDA - Team Walters And Thomas Sidecar racing				
IDEAL LAP TIME : 1:55.371		BEST LAP TIME : 1:55.505		DIFFERENCE : 0.134		
LAP	SECTOR 1	SECTOR 2	LAP TIME	MPH	DIFF	TIME OF DAY
1 -	1:12.184	51.981	2:04.165	63.20	8.660	09:40:13.565
2 -	1:11.890	51.032	2:02.922	63.84	7.417	09:42:16.487
3 -	1:07.576	49.986	1:57.562	66.75	2.057	09:44:14.049
4 -	1:06.270	49.996	1:56.266 (3)	67.50	0.761	09:46:10.315
5 -	<b>1:06.215</b>	49.291	1:55.506 (2)	67.94	0.001	09:48:05.821
6 -	1:06.349	<b>49.156</b>	<b>1:55.505 (1)</b>	<b>67.94</b>		<b>09:50:01.326</b>

P19 51 F2 MCKAY / SZANEL		Baker F2 - Mizar Ltd				
IDEAL LAP TIME : 1:56.491		BEST LAP TIME : 1:56.491		DIFFERENCE : 0.000		
LAP	SECTOR 1	SECTOR 2	LAP TIME	MPH	DIFF	TIME OF DAY
1 -	1:18.984	51.250	2:10.234	60.26	13.743	09:40:51.149
2 -	1:11.078	54.247	2:05.325	62.62	8.834	09:42:56.474
3 -	1:13.932	50.679	2:04.611	62.98	8.120	09:45:01.085
4 -	1:09.029	48.890	1:57.919 (2)	66.55	1.428	09:46:59.004
5 -	<b>1:07.778</b>	<b>48.713</b>	<b>1:56.491 (1)</b>	<b>67.37</b>		<b>09:48:55.495</b>
6 -	1:11.353	48.945	2:00.298 (3)	65.23	3.807	09:50:55.793

P20 61 F1 FORREST / MCCAULAY		Yamaha - Tweedvale Motorcycles				
IDEAL LAP TIME : 1:58.024		BEST LAP TIME : 1:58.296		DIFFERENCE : 0.272		
LAP	SECTOR 1	SECTOR 2	LAP TIME	MPH	DIFF	TIME OF DAY
1 -	1:17.034	55.871	2:12.905	59.05	14.609	09:40:06.382
2 -	1:12.288	50.201	2:02.489	64.07	4.193	09:42:08.871
3 -	1:09.463	49.904	1:59.367 (3)	65.74	1.071	09:44:08.238
4 -	1:08.882	<b>49.704</b>	1:58.586 (2)	66.18	0.290	09:46:06.824
5 -	<b>1:08.320</b>	49.976	<b>1:58.296 (1)</b>	<b>66.34</b>		<b>09:48:05.120</b>
6 -	1:09.488	50.456	1:59.944	65.43	1.648	09:50:05.064

P21 66 F2 LUMLEY / MORALEE		Lumley KAWASAKI - Lumley Engineering Ltd				
IDEAL LAP TIME : 1:58.528		BEST LAP TIME : 1:58.530		DIFFERENCE : 0.002		
LAP	SECTOR 1	SECTOR 2	LAP TIME	MPH	DIFF	TIME OF DAY
1 -	1:11.435	51.050	2:02.485 (3)	64.07	3.955	09:40:01.433
2 -	1:08.698	<b>49.832</b>	<b>1:58.530 (1)</b>	<b>66.21</b>		<b>09:41:59.963</b>
3 -	<b>1:08.696</b>	49.899	1:58.595 (2)	66.17	0.065	09:43:58.558

P22 7 F1 GRAY / WHEELER		Yamaha -				
IDEAL LAP TIME : 1:53.104		BEST LAP TIME : 1:59.107		DIFFERENCE : 6.003		
LAP	SECTOR 1	SECTOR 2	LAP TIME	MPH	DIFF	TIME OF DAY
1 -	1:12.283	<b>50.290</b>	2:02.573 (2)	64.02	3.466	09:40:17.876
2 -	1:07.678	51.429	<b>1:59.107 (1)</b>	<b>65.89</b>		<b>09:42:16.983</b>

P23 19 F2 DICKINSON / DICKINSON		Baker SUZUKI - LD Engineering				
IDEAL LAP TIME : 2:00.204		BEST LAP TIME : 2:00.204		DIFFERENCE : 0.000		
LAP	SECTOR 1	SECTOR 2	LAP TIME	MPH	DIFF	TIME OF DAY
1 -	<b>1:10.818</b>	<b>49.386</b>	<b>2:00.204 (1)</b>	<b>65.28</b>		<b>09:40:17.099</b>
2 -	1:20.264	3:17.721	4:37.985 (2)	28.23	2:37.781	09:44:55.084

P24 167 F2 PETTMAN / SMITH		Windle 600 YAMAHA - Wintec Racing				
IDEAL LAP TIME : 2:01.864		BEST LAP TIME : 2:01.864		DIFFERENCE : 0.000		
LAP	SECTOR 1	SECTOR 2	LAP TIME	MPH	DIFF	TIME OF DAY
1 -	OUTLAP	55.866	2:24.962	54.13	23.098	09:43:26.072
2 -	1:15.690	51.292	2:06.982 (3)	61.80	5.118	09:45:33.054
3 -	1:12.114	51.857	2:03.971 (2)	63.30	2.107	09:47:37.025
4 -	<b>1:10.918</b>	<b>50.946</b>	<b>2:01.864 (1)</b>	<b>64.40</b>		<b>09:49:38.889</b>

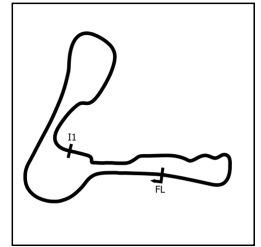
Weather / Track : Cloudy / Dry

Cadwell Park  
Circuit Length = 2.1800 miles  
Start: 09:37 Flag 09:49 End: 09:51

# International Sidecar Revival Meeting 2021

## RKB/BMCRC F1 & F2 Sidecars

### QUALIFYING - SECTOR ANALYSIS



SECTOR 1 = FL to I1, SECTOR 2 = I1 to FL, DIFF = Difference To Personal Best Lap, P = Crossed Finish Line in Pit Lane, D = Time Disallowed

P25 120 F2 THOMAS / THOMAS		Ireson HONDA - Alford Windows				
IDEAL LAP TIME : 2:02.940		BEST LAP TIME : 2:03.003		DIFFERENCE : 0.063		
LAP	SECTOR 1	SECTOR 2	LAP TIME	MPH	DIFF	TIME OF DAY
1 -	1:13.228	52.521	2:05.749 (2)	62.41	2.746	09:40:08.732
2 -	1:15.716	<b>51.922</b>	2:07.638 (3)	61.48	4.635	09:42:16.370
3 -	<b>1:11.018</b>	51.985	<b>2:03.003 (1)</b>	<b>63.80</b>		<b>09:44:19.373</b>

P26 361 F2 QUIRK / SCHOFIELD		Ireson SUZUKI -				
IDEAL LAP TIME : 2:02.792		BEST LAP TIME : 2:03.539		DIFFERENCE : 0.747		
LAP	SECTOR 1	SECTOR 2	LAP TIME	MPH	DIFF	TIME OF DAY
1 -	1:17.918	53.635	2:11.553 (3)	59.65	8.014	09:40:20.627
2 -	<b>1:12.563</b>	51.661	2:04.224 (2)	63.17	0.685	09:42:24.851
3 -	1:13.310	<b>50.229</b>	<b>2:03.539 (1)</b>	<b>63.52</b>		<b>09:44:28.390</b>

P27 67 F1 JEFFREY / FIELD		Windle F1 - MJP racing				
IDEAL LAP TIME : 2:05.907		BEST LAP TIME : 2:06.214		DIFFERENCE : 0.307		
LAP	SECTOR 1	SECTOR 2	LAP TIME	MPH	DIFF	TIME OF DAY
1 -	1:27.258	53.731	2:20.989	55.66	14.775	09:41:01.599
2 -	1:20.092	52.286	2:12.378	59.28	6.164	09:43:13.977
3 -	1:15.871	51.333	2:07.204 (2)	61.69	0.990	09:45:21.181
4 -	<b>1:15.081</b>	51.133	<b>2:06.214 (1)</b>	<b>62.18</b>		<b>09:47:27.395</b>
5 -	1:17.400	<b>50.826</b>	2:08.226 (3)	61.20	2.012	09:49:35.621

P28 48 F2 BERRY / O'NEILL		D&D Windle SUZUKI - Cutting Hedge Racing.				
IDEAL LAP TIME : 2:06.873		BEST LAP TIME : 2:07.075		DIFFERENCE : 0.202		
LAP	SECTOR 1	SECTOR 2	LAP TIME	MPH	DIFF	TIME OF DAY
1 -	1:27.617	54.970	2:22.587	55.04	15.512	09:41:04.491
2 -	1:18.321	52.489	2:10.810 (3)	59.99	3.735	09:43:15.301
3 -	1:16.582	<b>51.417</b>	2:07.999 (2)	61.31	0.924	09:45:23.300
4 -	<b>1:15.456</b>	51.619	<b>2:07.075 (1)</b>	<b>61.75</b>		<b>09:47:30.375</b>
5 -	1:20.568	56.671	2:17.239	57.18	10.164	09:49:47.614

P29 235 F2 DELAMARRE / BUCKLAND		Lumley Engineering F2 - Lumley Engineering				
IDEAL LAP TIME : 2:08.708		BEST LAP TIME : 2:09.646		DIFFERENCE : 0.938		
LAP	SECTOR 1	SECTOR 2	LAP TIME	MPH	DIFF	TIME OF DAY
1 -	1:22.778	55.476	2:18.254	56.76	8.608	09:40:44.967
2 -	1:16.576	54.806	2:11.382 (3)	59.73	1.736	09:42:56.349
3 -	<b>1:15.673</b>	54.965	2:10.638 (2)	60.07	0.992	09:45:06.987
4 -	1:16.611	<b>53.035</b>	<b>2:09.646 (1)</b>	<b>60.53</b>		<b>09:47:16.633</b>

P30 38 F2 MOSS / MOSS		Shelbourne YAMAHA R6 - LifeSafety Motorsport - Charlie Moss!				
IDEAL LAP TIME : 2:09.679		BEST LAP TIME : 2:10.240		DIFFERENCE : 0.561		
LAP	SECTOR 1	SECTOR 2	LAP TIME	MPH	DIFF	TIME OF DAY
1 -	1:19.738	55.182	2:14.920	58.16	4.680	09:40:41.490
2 -	1:18.779	54.178	2:12.957 (3)	59.02	2.717	09:42:54.447
3 -	1:17.421	56.097	2:13.518	58.77	3.278	09:45:07.965
4 -	1:17.985	<b>53.922</b>	2:11.907 (2)	59.49	1.667	09:47:19.872
5 -	<b>1:15.757</b>	54.483	<b>2:10.240 (1)</b>	<b>60.25</b>		<b>09:49:30.112</b>

P31 19 F1 MACBRIDE / THOMPSON		LCR Suzuki - Nick Webb				
IDEAL LAP TIME : 2:14.146		BEST LAP TIME : 2:15.089		DIFFERENCE : 0.943		
LAP	SECTOR 1	SECTOR 2	LAP TIME	MPH	DIFF	TIME OF DAY
1 -	1:20.462	58.589	2:19.051 (3)	56.44	3.962	09:40:07.804
2 -	1:19.441	57.375	2:16.816 (2)	57.36	1.727	09:42:24.620
3 -	1:18.785	<b>56.304</b>	<b>2:15.089 (1)</b>	<b>58.09</b>		<b>09:44:39.709</b>

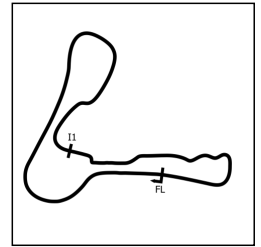
Weather / Track : Cloudy / Dry

Cadwell Park  
Circuit Length = 2.1800 miles  
Start: 09:37 Flag 09:49 End: 09:51

# International Sidecar Revival Meeting 2021

## RKB/BMCRC F1 & F2 Sidecars

### QUALIFYING - SECTOR ANALYSIS



SECTOR 1 = FL to I1, SECTOR 2 = I1 to FL, DIFF = Difference To Personal Best Lap, P = Crossed Finish Line in Pit Lane, D = Time Disallowed

P32		8 F1		TAMPIN / TAYLOR		Honda - myself	
IDEAL LAP TIME : 2:16.598		BEST LAP TIME : 2:16.731		DIFFERENCE : 0.133			
LAP	SECTOR 1	SECTOR 2	LAP TIME	MPH	DIFF	TIME OF DAY	
1 -	1:25.092	1:00.205	2:25.297	54.01	8.566	09:40:28.921	
2 -	1:22.619	<b>56.643</b>	2:19.262	56.35	2.531	09:42:48.183	
3 -	1:21.771	56.872	2:18.643 <b>(3)</b>	56.60	1.912	09:45:06.826	
4 -	1:21.129	57.494	2:18.623 <b>(2)</b>	56.61	1.892	09:47:25.449	
5 -	<b>1:19.955</b>	56.776	<b>2:16.731 (1)</b>	<b>57.39</b>		<b>09:49:42.180</b>	

# International Sidecar Revival Meeting 2021

## RKB/BMCRC F1 & F2 Sidecars

### QUALIFYING - BEST SECTORS

SECTOR 1			SECTOR 2			IDEAL / BEST COMPARISON						
POS	NO	NAME	TIME	NO	NAME	TIME	POS	NO	NAME	IDEAL	BEST	DIFF
									<b>PERFECT LAP</b>	<b>1:42.448</b>		
1	8	FENWICK / MARTIN	59.781	27	KIRBY / KIRBY	42.667	1	27	KIRBY / KIRBY	1:42.526	1:42.637	0.111
2	27	KIRBY / KIRBY	59.859	88	NICOL / GIBBON	43.255	2	88	NICOL / GIBBON	1:43.503	1:43.503	0.000
3	88	NICOL / GIBBON	1:00.248	25	GIBSON / GIBSON	44.028	3	8	FENWICK / MARTIN	1:44.553	1:44.867	0.314
4	117	POTTINGER / DODD	1:00.560	8	FENWICK / MARTIN	44.772	4	25	GIBSON / GIBSON	1:44.816	1:44.816	0.000
5	25	GIBSON / GIBSON	1:00.788	62	WRIGHT / BAILEY	45.603	5	117	POTTINGER / DODD	1:46.295	1:46.295	0.000
6	62	WRIGHT / BAILEY	1:02.192	117	POTTINGER / DODD	45.735	6	62	WRIGHT / BAILEY	1:47.795	1:47.795	0.000
7	58	EASTELL / GEDDES	1:02.748	136	EDWARDS / EDWARDS	45.806	7	58	EASTELL / GEDDES	1:49.495	1:50.644	1.149
8	7	GRAY / WHEELER	1:02.814	37	MORPHET / REILLY	46.459	8	95	REMNANT / TILLEY	1:50.481	1:50.481	0.000
9	95	REMNANT / TILLEY	1:03.140	89	HAUXWELL / TAYLOR	46.745	9	89	HAUXWELL / TAYLOR	1:50.567	1:50.841	0.274
10	89	HAUXWELL / TAYLOR	1:03.822	58	EASTELL / GEDDES	46.747	10	37	MORPHET / REILLY	1:50.714	1:51.293	0.579
11	44	KING / SIGSWORTH	1:03.874	73	GOODIER / BROWN	46.844	11	73	GOODIER / BROWN	1:50.994	1:51.349	0.355
12	121	LAWRENCE / HUGHES	1:03.959	42	WARD / THOMAS	46.872	12	44	KING / SIGSWORTH	1:51.144	1:51.144	0.000
13	73	GOODIER / BROWN	1:04.150	44	KING / SIGSWORTH	47.270	13	42	WARD / THOMAS	1:51.185	1:51.676	0.491
14	37	MORPHET / REILLY	1:04.255	95	REMNANT / TILLEY	47.341	14	136	EDWARDS / EDWARDS	1:51.682	1:51.682	0.000
15	42	WARD / THOMAS	1:04.313	22	PEARSON / PARKER	47.451	15	121	LAWRENCE / HUGHES	1:51.824	1:52.532	0.708
16	6	GRISTWOOD / CRACKNALL	1:04.896	6	GRISTWOOD / CRACKNALL	47.498	16	6	GRISTWOOD / CRACKNALL	1:52.394	1:52.394	0.000
17	136	EDWARDS / EDWARDS	1:05.876	121	LAWRENCE / HUGHES	47.865	17	7	GRAY / WHEELER	1:53.104	1:59.107	6.003
18	22	PEARSON / PARKER	1:05.883	51	MCKAY / SZANEL	48.713	18	22	PEARSON / PARKER	1:53.334	1:53.334	0.000
19	17	THOMAS / NIX	1:06.215	17	THOMAS / NIX	49.156	19	17	THOMAS / NIX	1:55.371	1:55.505	0.134
20	51	MCKAY / SZANEL	1:07.778	19	DICKINSON / DICKINSON	49.386	20	51	MCKAY / SZANEL	1:56.491	1:56.491	0.000
21	61	FORREST / MCCAULAY	1:08.320	61	FORREST / MCCAULAY	49.704	21	61	FORREST / MCCAULAY	1:58.024	1:58.296	0.272
22	66	LUMLEY / MORALEE	1:08.696	66	LUMLEY / MORALEE	49.832	22	66	LUMLEY / MORALEE	1:58.528	1:58.530	0.002
23	19	DICKINSON / DICKINSON	1:10.818	361	QUIRK / SCHOFIELD	50.229	23	19	DICKINSON / DICKINSON	2:00.204	2:00.204	0.000
24	167	PETTMAN / SMITH	1:10.918	7	GRAY / WHEELER	50.290	24	167	PETTMAN / SMITH	2:01.864	2:01.864	0.000
25	120	THOMAS / THOMAS	1:11.018	67	JEFFREY / FIELD	50.826	25	361	QUIRK / SCHOFIELD	2:02.792	2:03.539	0.747
26	361	QUIRK / SCHOFIELD	1:12.563	167	PETTMAN / SMITH	50.946	26	120	THOMAS / THOMAS	2:02.940	2:03.003	0.063
27	67	JEFFREY / FIELD	1:15.081	48	BERRY / O'NEILL	51.417	27	67	JEFFREY / FIELD	2:05.907	2:06.214	0.307
28	48	BERRY / O'NEILL	1:15.456	120	THOMAS / THOMAS	51.922	28	48	BERRY / O'NEILL	2:06.873	2:07.075	0.202
29	235	DELAMARRE / BUCKLAND	1:15.673	235	DELAMARRE / BUCKLAND	53.035	29	235	DELAMARRE / BUCKLAND	2:08.708	2:09.646	0.938
30	38	MOSS / MOSS	1:15.757	38	MOSS / MOSS	53.922	30	38	MOSS / MOSS	2:09.679	2:10.240	0.561
31	19	MACBRIDE / THOMPSON	1:17.842	19	MACBRIDE / THOMPSON	56.304	31	19	MACBRIDE / THOMPSON	2:14.146	2:15.089	0.943
32	8	TAMPIN / TAYLOR	1:19.955	8	TAMPIN / TAYLOR	56.643	32	8	TAMPIN / TAYLOR	2:16.598	2:16.731	0.133

Weather / Track : Cloudy / Dry

Results can be found at [www.tsl-timing.com](http://www.tsl-timing.com)

Cadwell Park

Circuit Length = 2.1800 miles

Start: 09:37 Flag 09:49 End: 09:51

Printed - 09:51 Saturday, 07 August 2021



# International Sidecar Revival Meeting 2021

## RKB/BMCRC F1 & F2 Sidecars

### QUALIFYING - STATISTICS

**Competitors Started** 32  
**Planned Start** 2021-08-07 @ 09:34:00.000  
**Actual Start** 2021-08-07 @ 09:37:05.981  
**Finish Time** 2021-08-07 @ 09:49:08.463  
**Track Length** 2.1800mi.  
**Total Laps** 154  
**Total Distance Covered** 335.7228mi.

### Session Fastest Lap History

NO	CL	NAME	LAP TIME	TIME OF DAY	LAP	VEHICLE
27	F1	KIRBY / KIRBY	<b>1:47.519</b>	09:39:24.973	1	ARS Yamaha
27	F1	KIRBY / KIRBY	<b>1:43.336</b>	09:41:08.309	2	ARS Yamaha
27	F1	KIRBY / KIRBY	<b>1:42.637</b>	09:48:20.385	6	ARS Yamaha

### Flag History

TYPE	TIME OF DAY
GREEN	09:37:05.981
FINISH	09:49:08.463

### Flag Statistics

TYPE	COUNT	TOTAL LAPS	TOTAL TIME
Green	1	7	14:13.984
Red	0	0	0.000
Safety Car	0	0	0.000
FCY	0	0	0.000

# International Sidecar Revival Meeting 2021

## RKB/BMCRC F1 & F2 Sidecars

### QUALIFYING - STATISTICS

CLASS : F1

12 Starters

#### Fastest Lap History

NO	NAME	LAP TIME	TIME OF DAY	LAP	VEHICLE
27	KIRBY / KIRBY	<b>1:47.519</b>	09:39:24.973	1	ARS Yamaha
27	KIRBY / KIRBY	<b>1:43.336</b>	09:41:08.309	2	ARS Yamaha
27	KIRBY / KIRBY	<b>1:42.637</b>	09:48:20.385	6	ARS Yamaha

# International Sidecar Revival Meeting 2021

## RKB/BMCRC F1 & F2 Sidecars

### QUALIFYING - STATISTICS

CLASS : F2

20 Starters

#### Fastest Lap History

NO	NAME	LAP TIME	TIME OF DAY	LAP	VEHICLE
25	GIBSON / GIBSON	1:54.830	09:39:36.982	1	Shelbourne SUZUKI
8	FENWICK / MARTIN	1:50.209	09:39:42.982	1	Shelbourne YAMAHA
25	GIBSON / GIBSON	1:49.298	09:41:26.280	2	Shelbourne SUZUKI
8	FENWICK / MARTIN	1:47.606	09:41:30.588	2	Shelbourne YAMAHA
8	FENWICK / MARTIN	1:44.867	09:43:15.404	3	Shelbourne YAMAHA
25	GIBSON / GIBSON	1:44.816	09:50:32.767	7	Shelbourne SUZUKI

Weather / Track : Cloudy / Dry

Results can be found at [www.tsl-timing.com](http://www.tsl-timing.com)

Page 3 of 3

Cadwell Park  
Circuit Length = 2.1800 miles  
Start: 09:37 Flag 09:49 End: 09:51

Printed - 09:51 Saturday, 07 August 2021



### International Sidecar Revival Meeting 2021

### RKB/BMCRC F2 Sidecars

### RACE 4 - GRID (6 Laps)

ROW 11	21	46 SAUNDERS / HODGSON	22	
ROW 10		2:09.646		2:10.240
	19	235 DELAMARRE / BUCKLAND	20	38 MOSS / MOSS
ROW 9		2:03.539		2:07.075
	17	361 QUIRK / SCHOFIELD	18	48 BERRY / O'NEILL
ROW 8		2:01.864		2:03.003
	15	167 PETTMAN / SMITH	16	120 THOMAS / THOMAS
ROW 7		1:58.530		2:00.204
	13	66 LUMLEY / MORALEE	14	19 DICKINSON / DICKINSON
ROW 6		1:55.505		1:56.491
	11	17 THOMAS / NIX	12	51 MCKAY / SZANEL
ROW 5		1:52.394		1:53.334
	9	6 GRISTWOOD / CRACKNALL	10	22 PEARSON / PARKER
ROW 4		1:51.293		1:51.349
	7	37 MORPHET / REILLY	8	73 GOODIER / BROWN
ROW 3		1:50.841		1:51.144
	5	89 HAUXWELL / TAYLOR	6	44 KING / SIGSWORTH
ROW 2		1:50.481		1:50.644
	3	95 REMNANT / TILLEY	4	58 EASTELL / GEDDES
ROW 1		1:44.816		1:44.867
	1	25 GIBSON / GIBSON	2	8 FENWICK / MARTIN
<b>Pole</b>				

Cadwell Park

Circuit Length = 2.1800 miles

These results are provisional until the conclusion of any judicial and technical matters.

Clerk Of Course :	Stewards :	Timekeeper : Craig Smith
-------------------	------------	--------------------------

Results can be found at [www.tsl-timing.com](http://www.tsl-timing.com)

Printed - 09:55 Saturday, 07 August 2021





### International Sidecar Revival Meeting 2021

### RKB/BMCRC F2 Sidecars

### RACE 4 - CLASSIFICATION

POS	NO	NAME	ENTRY	LAPS	TIME	GAP	DIFF	MPH	BEST	ON
1	25	GIBSON / GIBSON	Shelbourne SUZUKI - GDM	6	10:37.491			73.86	1:44.118	2
2	73	GOODIER / BROWN	LCR F2 - Rowtec Ltd	6	10:56.271	18.780	18.780	71.75	1:47.260	2
3	89	HAUXWELL / TAYLOR	- Vinyls4U DMH tyres	6	10:59.582	22.091	3.311	71.39	1:46.984	2
4	37	MORPHET / REILLY	LCR SUZUKI -	6	10:59.951	22.460	0.369	71.35	1:47.628	6
5	8	FENWICK / MARTIN	Shelbourne YAMAHA -	6	11:07.858	30.367	7.907	70.50	1:45.306	6
6	19	DICKINSON / DICKINSON	Baker SUZUKI - LD Engineering	6	11:09.238	31.747	1.380	70.36	1:49.622	5
7	22	PEARSON / PARKER	LCR SUZUKI -	6	11:22.910	45.419	13.672	68.95	1:50.163	6
8	46	SAUNDERS / HODGSON	MS Racing HONDA -	6	11:24.134	46.643	1.224	68.82	1:50.826	6
9	17	THOMAS / NIX	Ireson HONDA - Team Walters And Thomas Sidecar	6	11:25.658	48.167	1.524	68.67	1:51.872	3
10	51	MCKAY / SZANEL	Baker F2 - Mizar Ltd	6	11:26.138	48.647	0.480	68.62	1:51.140	6
11	6	GRISTWOOD / CRACKNALL	Suzuki SUZUKI - Gristwood&Toms	6	11:26.798	49.307	0.660	68.56	1:51.277	5
12	66*	LUMLEY / MORALEE	Lumley KAWASAKI - Lumley Engineering Ltd	6	11:56.116	1:18.625	29.318	65.75	1:55.241	2
13	167	PETTMAN / SMITH	Windle 600 YAMAHA - Wintec Racing	6	12:04.230	1:26.739	8.114	65.01	1:58.040	3
14	48	BERRY / O'NEILL	D&D Windle SUZUKI - Cutting Hedge Racing.	6	12:10.323	1:32.832	6.093	64.47	1:58.915	6
15	120	THOMAS / THOMAS	Ireson HONDA - Alford Windows	6	12:11.702	1:34.211	1.379	64.35	1:58.844	6
16	235	DELAMARRE / BUCKLAND	Lumley Engineering F2 - Lumley Engineering	5	10:56.086	1 Lap	1 Lap	59.80	2:08.065	2
17	38	MOSS / MOSS	Shelbourne YAMAHA R6 - LifeSafety Motorsport - C	5	10:56.893	1 Lap	0.807	59.73	2:08.955	3
NOT CLASSIFIED										
DNF	95	REMNANT / TILLEY	2002 LUMLEY -	5	9:12.005	1 Lap		71.08	1:48.129	5
DNF	44	KING / SIGSWORTH	Lumley Ireson F2 - T E Solutions uk	3	5:35.675	3 Laps	2 Laps	70.13	1:48.887	3
DNF	58	EASTELL / GEDDES	Shelbourne YAMAHA - Lee Eastell Engineering sen	0						
DNF	361	QUIRK / SCHOFIELD	Ireson SUZUKI -	0						

#### FASTEST LAP

25	GIBSON / GIBSON	Shelbourne SUZUKI - GDM	2	1:44.118	75.37 mph	121.30 kph
----	-----------------	-------------------------	---	----------	-----------	------------

\* No. 66 - 10 second penalty - jump start  
92.5% of Race Speed = 68.32 mph

Cadwell Park: 2.1800 miles

Race Distance: 6 Laps / 13.08 miles

Start: 12:23 Flag 12:33 End: 12:35

Weather / Track : Sunny / Dry

These results are provisional until the conclusion of any judicial and technical matters.

Clerk Of Course :	Stewards :	Timekeeper : Craig Smith
-------------------	------------	--------------------------

Results can be found at [www.tsl-timing.com](http://www.tsl-timing.com)

Printed - 12:35 Saturday, 07 August 2021



# International Sidecar Revival Meeting 2021

## RKB/BMCRC F2 Sidecars

### RACE 4 - LAP CHART

#### LAP 1 @ 12:24:59.803

NO	BEHIND	LAP TIME
25		1:50.967
89	3.436	1:54.403
95	5.239	1:56.206
44	5.329	1:56.296
73	5.437	1:56.404
37	6.072	1:57.039
19	7.074	1:58.041
17	9.487	2:00.454
6	11.090	2:02.057
51	11.511	2:02.478
66	12.360	2:03.327
46	13.103	2:04.070
22	13.352	2:04.319
167	16.597	2:07.564
120	19.888	2:10.855
48	20.074	2:11.041
235	23.280	2:14.247
8	25.303	2:16.270
38	27.975	2:18.942

235	1:14.339	2:11.343
38	1:18.366	2:08.955

#### LAP 4 @ 12:30:12.996

NO	BEHIND	LAP TIME
25		1:44.844
73	14.785	1:47.742
89	14.914	1:48.884
95	19.716	1:48.689
37	19.960	1:48.816
19	24.757	1:50.509
8	31.616	1:45.776
17	36.045	1:53.708
22	36.622	1:52.351
46	37.263	1:53.536
51	37.570	1:54.640
6	39.192	1:52.685
66	47.612	1:57.419
167	59.923	1:59.770
48	1:08.044	2:00.733
120	1:09.174	2:00.178
235	1:41.460	2:11.965
38	1:43.074	2:09.552

#### LAP 2 @ 12:26:43.921

NO	BEHIND	LAP TIME
25		1:44.118
89	6.302	1:46.984
73	8.579	1:47.260
95	10.729	1:49.608
37	10.910	1:48.956
44	11.703	1:50.492
19	13.008	1:50.052
17	19.540	1:54.171
51	19.914	1:52.521
46	21.036	1:52.051
6	21.935	1:54.963
22	22.681	1:53.447
66	23.483	1:55.241
8	29.540	1:48.355
167	31.188	1:58.709
48	35.763	1:59.807
120	37.321	2:01.551
235	47.227	2:08.065
38	53.642	2:09.785

#### LAP 5 @ 12:31:58.893

NO	BEHIND	LAP TIME
25		1:45.897
73	16.370	1:47.482
89	19.985	1:50.968
95	21.948	1:48.129
37	22.266	1:48.203
19	28.482	1:49.622
8	32.495	1:46.776
17	42.498	1:52.350
22	42.690	1:51.965
46	43.251	1:51.885
6	44.572	1:51.277
51	44.941	1:53.268
66	57.947	1:56.232
167	1:13.026	1:59.000
48	1:21.351	1:59.204
120	1:22.801	1:59.524

#### LAP 3 @ 12:28:28.152

NO	BEHIND	LAP TIME
25		1:44.231
89	10.874	1:48.803
73	11.887	1:47.539
95	15.871	1:49.373
37	15.988	1:49.309
44	16.359	1:48.887
19	19.092	1:50.315
17	27.181	1:51.872
51	27.774	1:52.091
46	28.571	1:51.766
22	29.115	1:50.665
8	30.684	1:45.375
6	31.351	1:53.647
66	35.037	1:55.785
167	44.997	1:58.040
48	52.155	2:00.623
120	53.840	2:00.750

#### LAP 6 @ 12:33:46.327

NO	BEHIND	LAP TIME
25		1:47.434
235	1 Lap	2:10.466
73	18.780	1:49.844
38	1 Lap	2:09.659
89	22.091	1:49.540
37	22.460	1:47.628
8	30.367	1:45.306
19	31.747	1:50.699
22	45.419	1:50.163
46	46.643	1:50.826
17	48.167	1:53.103
51	48.647	1:51.140
6	49.307	1:52.169
66	1:08.625	1:58.112
167	1:26.739	2:01.147
48	1:32.832	1:58.915
120	1:34.211	1:58.844

Weather / Track : Sunny / Dry

Results can be found at [www.tsl-timing.com](http://www.tsl-timing.com)

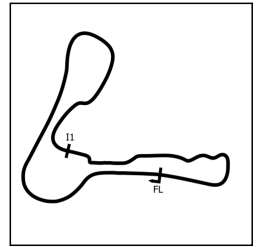
Cadwell Park  
Circuit Length = 2.1800 miles  
Start: 12:23 Flag 12:33 End: 12:35

Printed - 12:35 Saturday, 07 August 2021

# International Sidecar Revival Meeting 2021

## RKB/BMCRC F2 Sidecars

### RACE 4 - SECTOR ANALYSIS



SECTOR 1 = FL to I1, SECTOR 2 = I1 to FL, DIFF = Difference To Personal Best Lap, P = Crossed Finish Line in Pit Lane, D = Time Disallowed

<b>P1</b>	<b>25 F2</b>	<b>GIBSON / GIBSON</b>	Shelbourne SUZUKI - GDM			
IDEAL LAP TIME : 1:44.047		BEST LAP TIME : 1:44.118		DIFFERENCE : 0.071		

LAP	SECTOR 1	SECTOR 2	LAP TIME	MPH	DIFF	TIME OF DAY
1 -		44.475	1:50.967	70.72	6.849	12:24:59.803
2 -	59.984	<b>44.134</b>	<b>1:44.118 (1)</b>	<b>75.37</b>		<b>12:26:43.921</b>
3 -	<b>59.913</b>	44.318	1:44.231 (2)	75.29	0.113	12:28:28.152
4 -	1:00.225	44.619	1:44.844 (3)	74.85	0.726	12:30:12.996
5 -	1:00.659	45.238	1:45.897	74.11	1.779	12:31:58.893
6 -	1:02.446	44.988	1:47.434	73.05	3.316	12:33:46.327

<b>P2</b>	<b>73 F2</b>	<b>GOODIER / BROWN</b>	LCR F2 - Rowtec ltd			
IDEAL LAP TIME : 1:46.668		BEST LAP TIME : 1:47.260		DIFFERENCE : 0.592		

LAP	SECTOR 1	SECTOR 2	LAP TIME	MPH	DIFF	TIME OF DAY
1 -		46.168	1:56.404	67.42	9.144	12:25:05.240
2 -	<b>1:01.568</b>	45.692	<b>1:47.260 (1)</b>	<b>73.16</b>		<b>12:26:52.500</b>
3 -	1:02.356	45.183	1:47.539 (3)	72.97	0.279	12:28:40.039
4 -	1:02.436	45.306	1:47.742	72.84	0.482	12:30:27.781
5 -	1:02.382	<b>45.100</b>	1:47.482 (2)	73.01	0.222	12:32:15.263
6 -	1:03.578	46.266	1:49.844	71.44	2.584	12:34:05.107

<b>P3</b>	<b>89 F2</b>	<b>HAUXWELL / TAYLOR</b>	- Vinyls4U DMH tyres			
IDEAL LAP TIME : 1:46.658		BEST LAP TIME : 1:46.984		DIFFERENCE : 0.326		

LAP	SECTOR 1	SECTOR 2	LAP TIME	MPH	DIFF	TIME OF DAY
1 -		45.731	1:54.403	68.59	7.419	12:25:03.239
2 -	1:02.118	<b>44.866</b>	<b>1:46.984 (1)</b>	<b>73.35</b>		<b>12:26:50.223</b>
3 -	1:02.521	46.282	1:48.803 (2)	72.13	1.819	12:28:39.026
4 -	<b>1:01.792</b>	47.092	1:48.884 (3)	72.07	1.900	12:30:27.910
5 -	1:04.301	46.667	1:50.968	70.72	3.984	12:32:18.878
6 -	1:02.988	46.552	1:49.540	71.64	2.556	12:34:08.418

<b>P4</b>	<b>37 F2</b>	<b>MORPHET / REILLY</b>	LCR SUZUKI -			
IDEAL LAP TIME : 1:47.434		BEST LAP TIME : 1:47.628		DIFFERENCE : 0.194		

LAP	SECTOR 1	SECTOR 2	LAP TIME	MPH	DIFF	TIME OF DAY
1 -		46.226	1:57.039	67.05	9.411	12:25:05.875
2 -	1:02.488	46.468	1:48.956	72.02	1.328	12:26:54.831
3 -	1:02.786	46.523	1:49.309	71.79	1.681	12:28:44.140
4 -	1:02.305	46.511	1:48.816 (3)	72.12	1.188	12:30:32.956
5 -	<b>1:01.771</b>	46.432	1:48.203 (2)	72.53	0.575	12:32:21.159
6 -	1:01.965	<b>45.663</b>	<b>1:47.628 (1)</b>	<b>72.91</b>		<b>12:34:08.787</b>

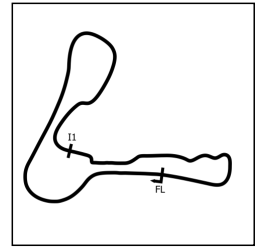
<b>P5</b>	<b>8 F2</b>	<b>FENWICK / MARTIN</b>	Shelbourne YAMAHA -			
IDEAL LAP TIME : 1:45.192		BEST LAP TIME : 1:45.306		DIFFERENCE : 0.114		

LAP	SECTOR 1	SECTOR 2	LAP TIME	MPH	DIFF	TIME OF DAY
1 -		46.080	2:16.270	57.59	30.964	12:25:25.106
2 -	1:02.752	45.603	1:48.355	72.42	3.049	12:27:13.461
3 -	<b>1:00.312</b>	45.063	1:45.375 (2)	74.47	0.069	12:28:58.836
4 -	1:00.723	45.053	1:45.776 (3)	74.19	0.470	12:30:44.612
5 -	1:00.509	46.267	1:46.776	73.50	1.470	12:32:31.388
6 -	1:00.426	<b>44.880</b>	<b>1:45.306 (1)</b>	<b>74.52</b>		<b>12:34:16.694</b>

# International Sidecar Revival Meeting 2021

## RKB/BMCRC F2 Sidecars

### RACE 4 - SECTOR ANALYSIS



SECTOR 1 = FL to I1, SECTOR 2 = I1 to FL, DIFF = Difference To Personal Best Lap, P = Crossed Finish Line in Pit Lane, D = Time Disallowed

P6 19 F2		DICKINSON / DICKINSON		Baker SUZUKI - LD Engineering		
IDEAL LAP TIME : 1:48.840		BEST LAP TIME : 1:49.622		DIFFERENCE : 0.782		
LAP	SECTOR 1	SECTOR 2	LAP TIME	MPH	DIFF	TIME OF DAY
1 -		46.939	1:58.041	66.48	8.419	12:25:06.877
2 -	1:03.476	46.576	1:50.052 (2)	71.31	0.430	12:26:56.929
3 -	<b>1:02.651</b>	47.664	1:50.315 (3)	71.14	0.693	12:28:47.244
4 -	1:03.825	46.684	1:50.509	71.01	0.887	12:30:37.753
5 -	1:03.433	<b>46.189</b>	<b>1:49.622 (1)</b>	<b>71.59</b>		<b>12:32:27.375</b>
6 -	1:03.586	47.113	1:50.699	70.89	1.077	12:34:18.074

P7 22 F2		PEARSON / PARKER		LCR SUZUKI -		
IDEAL LAP TIME : 1:50.163		BEST LAP TIME : 1:50.163		DIFFERENCE : 0.000		
LAP	SECTOR 1	SECTOR 2	LAP TIME	MPH	DIFF	TIME OF DAY
1 -		49.277	2:04.319	63.12	14.156	12:25:13.155
2 -	1:04.860	48.587	1:53.447	69.17	3.284	12:27:06.602
3 -	1:04.317	46.348	1:50.665 (2)	70.91	0.502	12:28:57.267
4 -	1:04.704	47.647	1:52.351	69.85	2.188	12:30:49.618
5 -	1:04.331	47.634	1:51.965 (3)	70.09	1.802	12:32:41.583
6 -	<b>1:03.882</b>	<b>46.281</b>	<b>1:50.163 (1)</b>	<b>71.24</b>		<b>12:34:31.746</b>

P8 46 F2		SAUNDERS / HODGSON		MS Racing HONDA -		
IDEAL LAP TIME : 1:50.826		BEST LAP TIME : 1:50.826		DIFFERENCE : 0.000		
LAP	SECTOR 1	SECTOR 2	LAP TIME	MPH	DIFF	TIME OF DAY
1 -		48.913	2:04.070	63.25	13.244	12:25:12.906
2 -	1:04.175	47.876	1:52.051	70.04	1.225	12:27:04.957
3 -	1:04.173	47.593	1:51.766 (2)	70.21	0.940	12:28:56.723
4 -	1:04.516	49.020	1:53.536	69.12	2.710	12:30:50.259
5 -	1:04.082	47.803	1:51.885 (3)	70.14	1.059	12:32:42.144
6 -	<b>1:03.736</b>	<b>47.090</b>	<b>1:50.826 (1)</b>	<b>70.81</b>		<b>12:34:32.970</b>

P9 17 F2		THOMAS / NIX		Ireson HONDA - Team Walters And Thomas Sidecar racing		
IDEAL LAP TIME : 1:51.630		BEST LAP TIME : 1:51.872		DIFFERENCE : 0.242		
LAP	SECTOR 1	SECTOR 2	LAP TIME	MPH	DIFF	TIME OF DAY
1 -		<b>47.437</b>	2:00.454	65.15	8.582	12:25:09.290
2 -	1:04.920	49.251	1:54.171	68.73	2.299	12:27:03.461
3 -	<b>1:04.193</b>	47.679	<b>1:51.872 (1)</b>	<b>70.15</b>		<b>12:28:55.333</b>
4 -	1:05.538	48.170	1:53.708	69.01	1.836	12:30:49.041
5 -	1:04.629	47.721	1:52.350 (2)	69.85	0.478	12:32:41.391
6 -	1:05.209	47.894	1:53.103 (3)	69.38	1.231	12:34:34.494

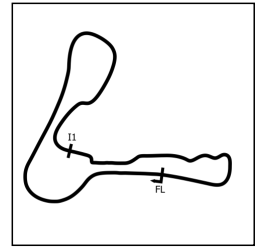
P10 51 F2		MCKAY / SZANEL		Baker F2 - Mizar Ltd		
IDEAL LAP TIME : 1:51.140		BEST LAP TIME : 1:51.140		DIFFERENCE : 0.000		
LAP	SECTOR 1	SECTOR 2	LAP TIME	MPH	DIFF	TIME OF DAY
1 -		48.074	2:02.478	64.07	11.338	12:25:11.314
2 -	1:05.120	47.401	1:52.521 (3)	69.74	1.381	12:27:03.835
3 -	1:04.897	47.194	1:52.091 (2)	70.01	0.951	12:28:55.926
4 -	1:06.844	47.796	1:54.640	68.45	3.500	12:30:50.566
5 -	1:04.672	48.596	1:53.268	69.28	2.128	12:32:43.834
6 -	<b>1:04.116</b>	<b>47.024</b>	<b>1:51.140 (1)</b>	<b>70.61</b>		<b>12:34:34.974</b>



# International Sidecar Revival Meeting 2021

## RKB/BMCRC F2 Sidecars

### RACE 4 - SECTOR ANALYSIS



SECTOR 1 = FL to I1, SECTOR 2 = I1 to FL, DIFF = Difference To Personal Best Lap, P = Crossed Finish Line in Pit Lane, D = Time Disallowed

P11 6 F2		GRISTWOOD / CRACKNALL		Suzuki SUZUKI - Gristwood&Toms		
IDEAL LAP TIME : 1:51.277		BEST LAP TIME : 1:51.277		DIFFERENCE : 0.000		
LAP	SECTOR 1	SECTOR 2	LAP TIME	MPH	DIFF	TIME OF DAY
1 -		47.934	2:02.057	64.29	10.780	12:25:10.893
2 -	1:05.996	48.967	1:54.963	68.26	3.686	12:27:05.856
3 -	1:06.139	47.508	1:53.647	69.05	2.370	12:28:59.503
4 -	1:04.780	47.905	1:52.685 (3)	69.64	1.408	12:30:52.188
5 -	<b>1:04.107</b>	<b>47.170</b>	<b>1:51.277 (1)</b>	<b>70.52</b>		<b>12:32:43.465</b>
6 -	1:04.997	47.172	1:52.169 (2)	69.96	0.892	12:34:35.634

P12 66 F2		LUMLEY / MORALEE		Lumley KAWASAKI - Lumley Engineering Ltd		
IDEAL LAP TIME : 1:54.310		BEST LAP TIME : 1:55.241		DIFFERENCE : 0.931		
LAP	SECTOR 1	SECTOR 2	LAP TIME	MPH	DIFF	TIME OF DAY
1 -		<b>48.307</b>	2:03.327	63.63	8.086	12:25:12.163
2 -	<b>1:06.003</b>	49.238	<b>1:55.241 (1)</b>	<b>68.10</b>		<b>12:27:07.404</b>
3 -	1:06.359	49.426	1:55.785 (2)	67.78	0.544	12:29:03.189
4 -	1:07.766	49.653	1:57.419	66.83	2.178	12:31:00.608
5 -	1:07.230	49.002	1:56.232 (3)	67.52	0.991	12:32:56.840
6 -	1:08.422	49.690	1:58.112	66.44	2.871	12:34:54.952

P13 167 F2		PETTMAN / SMITH		Windle 600 YAMAHA - Wintec Racing		
IDEAL LAP TIME : 1:58.040		BEST LAP TIME : 1:58.040		DIFFERENCE : 0.000		
LAP	SECTOR 1	SECTOR 2	LAP TIME	MPH	DIFF	TIME OF DAY
1 -		49.975	2:07.564	61.52	9.524	12:25:16.400
2 -	1:08.497	50.212	1:58.709 (2)	66.11	0.669	12:27:15.109
3 -	<b>1:08.189</b>	<b>49.851</b>	<b>1:58.040 (1)</b>	<b>66.48</b>		<b>12:29:13.149</b>
4 -	1:08.707	51.063	1:59.770	65.52	1.730	12:31:12.919
5 -	1:08.390	50.610	1:59.000 (3)	65.95	0.960	12:33:11.919
6 -	1:10.765	50.382	2:01.147	64.78	3.107	12:35:13.066

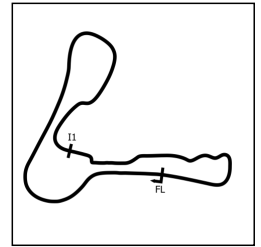
P14 48 F2		BERRY / O'NEILL		D&D Windle SUZUKI - Cutting Hedge Racing.		
IDEAL LAP TIME : 1:58.478		BEST LAP TIME : 1:58.915		DIFFERENCE : 0.437		
LAP	SECTOR 1	SECTOR 2	LAP TIME	MPH	DIFF	TIME OF DAY
1 -		50.814	2:11.041	59.88	12.126	12:25:19.877
2 -	1:09.040	50.767	1:59.807 (3)	65.50	0.892	12:27:19.684
3 -	1:09.555	51.068	2:00.623	65.06	1.708	12:29:20.307
4 -	1:10.207	50.526	2:00.733	65.00	1.818	12:31:21.040
5 -	1:09.475	<b>49.729</b>	1:59.204 (2)	65.83	0.289	12:33:20.244
6 -	<b>1:08.749</b>	50.166	<b>1:58.915 (1)</b>	<b>65.99</b>		<b>12:35:19.159</b>

P15 120 F2		THOMAS / THOMAS		Ireson HONDA - Alford Windows		
IDEAL LAP TIME : 1:58.202		BEST LAP TIME : 1:58.844		DIFFERENCE : 0.642		
LAP	SECTOR 1	SECTOR 2	LAP TIME	MPH	DIFF	TIME OF DAY
1 -		51.411	2:10.855	59.97	12.011	12:25:19.691
2 -	1:10.583	50.968	2:01.551	64.56	2.707	12:27:21.242
3 -	1:09.750	51.000	2:00.750	64.99	1.906	12:29:21.992
4 -	1:09.933	50.245	2:00.178 (3)	65.30	1.334	12:31:22.170
5 -	1:09.397	<b>50.127</b>	1:59.524 (2)	65.66	0.680	12:33:21.694
6 -	<b>1:08.075</b>	50.769	<b>1:58.844 (1)</b>	<b>66.03</b>		<b>12:35:20.538</b>

# International Sidecar Revival Meeting 2021

## RKB/BMCRC F2 Sidecars

### RACE 4 - SECTOR ANALYSIS



SECTOR 1 = FL to I1, SECTOR 2 = I1 to FL, DIFF = Difference To Personal Best Lap, P = Crossed Finish Line in Pit Lane, D = Time Disallowed

P16 235 F2 DELAMARRE / BUCKLAND		Lumley Engineering F2 - Lumley Engineering				
IDEAL LAP TIME : 2:07.549		BEST LAP TIME : 2:08.065		DIFFERENCE : 0.516		
LAP	SECTOR 1	SECTOR 2	LAP TIME	MPH	DIFF	TIME OF DAY
1 -		<b>52.891</b>	2:14.247	58.45	6.182	12:25:23.083
2 -	<b>1:14.658</b>	53.407	<b>2:08.065 (1)</b>	<b>61.28</b>		<b>12:27:31.148</b>
3 -	1:16.089	55.254	2:11.343 (3)	59.75	3.278	12:29:42.491
4 -	1:17.691	54.274	2:11.965	59.47	3.900	12:31:54.456
5 -	1:16.486	53.980	2:10.466 (2)	60.15	2.401	12:34:04.922

P17 38 F2 MOSS / MOSS		Shelbourne YAMAHA R6 - LifeSafety Motorsport - CharlieMossI				
IDEAL LAP TIME : 2:08.206		BEST LAP TIME : 2:08.955		DIFFERENCE : 0.749		
LAP	SECTOR 1	SECTOR 2	LAP TIME	MPH	DIFF	TIME OF DAY
1 -		54.046	2:18.942	56.48	9.987	12:25:27.778
2 -	1:15.516	54.269	2:09.785	60.46	0.830	12:27:37.563
3 -	1:15.696	<b>53.259</b>	<b>2:08.955 (1)</b>	<b>60.85</b>		<b>12:29:46.518</b>
4 -	<b>1:14.947</b>	54.605	2:09.552 (2)	60.57	0.597	12:31:56.070
5 -	1:16.167	53.492	2:09.659 (3)	60.52	0.704	12:34:05.729

P18 95 F2 REMNANT / TILLEY		2002 LUMLEY -				
IDEAL LAP TIME : 1:48.087		BEST LAP TIME : 1:48.129		DIFFERENCE : 0.042		
LAP	SECTOR 1	SECTOR 2	LAP TIME	MPH	DIFF	TIME OF DAY
1 -		47.083	1:56.206	67.53	8.077	12:25:05.042
2 -	1:03.091	46.517	1:49.608	71.60	1.479	12:26:54.650
3 -	1:02.667	46.706	1:49.373 (3)	71.75	1.244	12:28:44.023
4 -	<b>1:01.855</b>	46.834	1:48.689 (2)	72.20	0.560	12:30:32.712
5 -	1:01.897	<b>46.232</b>	<b>1:48.129 (1)</b>	<b>72.58</b>		<b>12:32:20.841</b>

P19 44 F2 KING / SIGSWORTH		Lumley Ireson F2 - T E Solutions uk				
IDEAL LAP TIME : 1:48.401		BEST LAP TIME : 1:48.887		DIFFERENCE : 0.486		
LAP	SECTOR 1	SECTOR 2	LAP TIME	MPH	DIFF	TIME OF DAY
1 -		46.481	1:56.296 (3)	67.48	7.409	12:25:05.132
2 -	1:03.446	47.046	1:50.492 (2)	71.02	1.605	12:26:55.624
3 -	1:02.617	<b>46.270</b>	<b>1:48.887 (1)</b>	<b>72.07</b>		<b>12:28:44.511</b>

# International Sidecar Revival Meeting 2021

## RKB/BMCRC F2 Sidecars

### RACE 4 - BEST SECTORS

SECTOR 1			SECTOR 2			IDEAL / BEST COMPARISON						
POS	NO	NAME	TIME	NO	NAME	TIME	POS	NO	NAME	IDEAL	BEST	DIFF
									<b>PERFECT LAP</b>	<b>1:44.047</b>		
1	25	GIBSON / GIBSON	<b>59.913</b>	25	GIBSON / GIBSON	<b>44.134</b>	1	25	GIBSON / GIBSON	1:44.047	1:44.118	<b>0.071</b>
2	8	FENWICK / MARTIN	<b>1:00.312</b>	89	HAUXWELL / TAYLOR	<b>44.866</b>	2	8	FENWICK / MARTIN	1:45.192	1:45.306	<b>0.114</b>
3	73	GOODIER / BROWN	<b>1:01.568</b>	8	FENWICK / MARTIN	<b>44.880</b>	3	89	HAUXWELL / TAYLOF	1:46.658	1:46.984	<b>0.326</b>
4	37	MORPHET / REILLY	<b>1:01.771</b>	73	GOODIER / BROWN	<b>45.100</b>	4	73	GOODIER / BROWN	1:46.668	1:47.260	<b>0.592</b>
5	89	HAUXWELL / TAYLOR	<b>1:01.792</b>	37	MORPHET / REILLY	<b>45.663</b>	5	37	MORPHET / REILLY	1:47.434	1:47.628	<b>0.194</b>
6	95	REMNANT / TILLEY	<b>1:01.855</b>	19	DICKINSON / DICKINSON	<b>46.189</b>	6	95	REMNANT / TILLEY	1:48.087	1:48.129	<b>0.042</b>
7	44	KING / SIGSWORTH	<b>1:02.131</b>	95	REMNANT / TILLEY	<b>46.232</b>	7	44	KING / SIGSWORTH	1:48.401	1:48.887	<b>0.486</b>
8	19	DICKINSON / DICKINSON	<b>1:02.651</b>	44	KING / SIGSWORTH	<b>46.270</b>	8	19	DICKINSON / DICKINSON	1:48.840	1:49.622	<b>0.782</b>
9	46	SAUNDERS / HODGSON	<b>1:03.736</b>	22	PEARSON / PARKER	<b>46.281</b>	9	22	PEARSON / PARKER	1:50.163	1:50.163	<b>0.000</b>
10	22	PEARSON / PARKER	<b>1:03.882</b>	51	MCKAY / SZANEL	<b>47.024</b>	10	46	SAUNDERS / HODGS	1:50.826	1:50.826	<b>0.000</b>
11	6	GRISTWOOD / CRACKNALL	<b>1:04.107</b>	46	SAUNDERS / HODGSON	<b>47.090</b>	11	51	MCKAY / SZANEL	1:51.140	1:51.140	<b>0.000</b>
12	51	MCKAY / SZANEL	<b>1:04.116</b>	6	GRISTWOOD / CRACKNALL	<b>47.170</b>	12	6	GRISTWOOD / CRAC	1:51.277	1:51.277	<b>0.000</b>
13	17	THOMAS / NIX	<b>1:04.193</b>	17	THOMAS / NIX	<b>47.437</b>	13	17	THOMAS / NIX	1:51.630	1:51.872	<b>0.242</b>
14	66	LUMLEY / MORALEE	<b>1:06.003</b>	66	LUMLEY / MORALEE	<b>48.307</b>	14	66	LUMLEY / MORALEE	1:54.310	1:55.241	<b>0.931</b>
15	120	THOMAS / THOMAS	<b>1:08.075</b>	48	BERRY / O'NEILL	<b>49.729</b>	15	167	PETTMAN / SMITH	1:58.040	1:58.040	<b>0.000</b>
16	167	PETTMAN / SMITH	<b>1:08.189</b>	167	PETTMAN / SMITH	<b>49.851</b>	16	120	THOMAS / THOMAS	1:58.202	1:58.844	<b>0.642</b>
17	48	BERRY / O'NEILL	<b>1:08.749</b>	120	THOMAS / THOMAS	<b>50.127</b>	17	48	BERRY / O'NEILL	1:58.478	1:58.915	<b>0.437</b>
18	235	DELAMARRE / BUCKLAND	<b>1:14.658</b>	235	DELAMARRE / BUCKLAND	<b>52.891</b>	18	235	DELAMARRE / BUCKI	2:07.549	2:08.065	<b>0.516</b>
19	38	MOSS / MOSS	<b>1:14.947</b>	38	MOSS / MOSS	<b>53.259</b>	19	38	MOSS / MOSS	2:08.206	2:08.955	<b>0.749</b>
20												
21												

Weather / Track : Sunny / Dry

Results can be found at [www.tsl-timing.com](http://www.tsl-timing.com)

Cadwell Park  
Circuit Length = 2.1800 miles  
Start: 12:23 Flag 12:33 End: 12:35

Printed - 12:35 Saturday, 07 August 2021

# International Sidecar Revival Meeting 2021

## RKB/BMCRC F2 Sidecars

### RACE 4 - STATISTICS

**Competitors Started** 20  
**Planned Start** 2021-08-07 @ 12:10:00.000  
**Actual Start** 2021-08-07 @ 12:23:08.835  
**Finish Time** 2021-08-07 @ 12:33:46.326  
**Track Length** 2.1800mi.  
**Total Laps** 108  
**Total Distance Covered** 235.4420mi.

#### Session Fastest Lap History

NO	NAME	LAP TIME	TIME OF DAY	LAP	VEHICLE
25	GIBSON / GIBSON	<b>1:50.967</b>	12:24:59.822	1	Shelbourne SUZUKI
25	GIBSON / GIBSON	<b>1:44.118</b>	12:26:43.939	2	Shelbourne SUZUKI

#### Session Leader History

NO	NAME	FROM LAP	LAPS LED	DISTANCE	VEHICLE
25	GIBSON / GIBSON	1	6	13.08 miles	Shelbourne SUZUKI

#### Flag History

TYPE	TIME OF DAY
GREEN	12:23:08.835
FINISH	12:33:46.326

#### Flag Statistics

TYPE	COUNT	TOTAL LAPS	TOTAL TIME
Green	1	6	12:15.991
Red	0	0	0.000
Safety Car	0	0	0.000
FCY	0	0	0.000

Weather / Track : Sunny / Dry

Results can be found at [www.tsl-timing.com](http://www.tsl-timing.com)

Cadwell Park  
Circuit Length = 2.1800 miles  
Start: 12:23 Flag 12:33 End: 12:35

Printed - 12:35 Saturday, 07 August 2021



## International Sidecar Revival Meeting 2021

### RKB/BMCRC F2 Sidecars

### RACE 11 - GRID (6 Laps)

ROW 11	21	361	QUIRK / SCHOFIELD	22						
ROW 10			2:08.955	19	38	MOSS / MOSS	20	58	EASTELL / GEDDES	
ROW 9	17	48	BERRY / O'NEILL	1:58.915	18	235	DELAMARRE / BUCKLAND	2:08.065		
ROW 8			1:58.040	15	167	PETTMAN / SMITH	1:58.844	16	120	THOMAS / THOMAS
ROW 7	13	17	THOMAS / NIX	1:51.872	14	66	LUMLEY / MORALEE	1:55.241		
ROW 6			1:51.140	11	51	MCKAY / SZANEL	1:51.277	12	6	GRISTWOOD / CRACKNALL
ROW 5	9	22	PEARSON / PARKER	1:50.163	10	46	SAUNDERS / HODGSON	1:50.826		
ROW 4			1:48.887	7	44	KING / SIGSWORTH	1:49.622	8	19	DICKINSON / DICKINSON
ROW 3	5	37	MORPHET / REILLY	1:47.628	6	95	REMNANT / TILLEY	1:48.129		
ROW 2			1:46.984	3	89	HAUXWELL / TAYLOR	1:47.260	4	73	GOODIER / BROWN
ROW 1	1	25	GIBSON / GIBSON	1:44.118	2	8	FENWICK / MARTIN	1:45.306		
<b>Pole</b>										

These results are provisional until the conclusion of any judicial and technical matters.

Cadwell Park  
Circuit Length = 2.1800 miles

Clerk Of Course :	Stewards :	Timekeeper : Craig Smith
-------------------	------------	--------------------------

Results can be found at [www.tsl-timing.com](http://www.tsl-timing.com)

Printed - 12:37 Saturday, 07 August 2021





### International Sidecar Revival Meeting 2021

### RKB/BMCRC F2 Sidecars

### RACE 11 - CLASSIFICATION

POS	NO	NAME	ENTRY	LAPS	TIME	GAP	DIFF	MPH	BEST	ON
1	73	GOODIER / BROWN	LCR F2 - Rowtec ltd	6	11:52.214			66.11	1:56.732	3
2	89	HAUXWELL / TAYLOR	- Vinyls4U DMH tyres	6	12:13.047	20.833	20.833	64.23	1:59.226	6
3	17	THOMAS / NIX	Ireson HONDA - Team Walters And Thomas Sidecar	6	12:24.156	31.942	11.109	63.27	2:01.540	4
4	95	REMNANT / TILLEY	2002 LUMLEY -	6	12:24.647	32.433	0.491	63.23	2:00.730	5
5	37	MORPHET / REILLY	LCR SUZUKI -	6	12:24.943	32.729	0.296	63.21	2:00.340	4
6	22	PEARSON / PARKER	LCR SUZUKI -	6	12:29.430	37.216	4.487	62.83	2:01.400	6
7	46	SAUNDERS / HODGSON	MS Racing HONDA -	6	12:31.050	38.836	1.620	62.69	2:03.075	5
8	361	QUIRK / SCHOFIELD	Ireson SUZUKI -	6	13:05.604	1:13.390	34.554	59.93	2:06.124	6
9	66	LUMLEY / MORALEE	Lumley KAWASAKI - Lumley Engineering ltd	6	13:12.380	1:20.166	6.776	59.42	2:06.266	6
10	167	PETTMAN / SMITH	Windle 600 YAMAHA - Wintec Racing	6	13:14.383	1:22.169	2.003	59.27	2:08.238	5
11	48	BERRY / O'NEILL	D&D Windle SUZUKI - Cutting Hedge Racing.	6	13:21.045	1:28.831	6.662	58.78	2:07.554	6
12	38	MOSS / MOSS	Shelbourne YAMAHA R6 - LifeSafety Motorsport - C	6	13:40.726	1:48.512	19.681	57.37	2:13.107	5

#### NOT CLASSIFIED

DNF	19	DICKINSON / DICKINSON	Baker SUZUKI - LD Engineering	5	10:35.963	1 Lap	1 Lap	61.70	2:03.719	5
DNF	235	DELAMARRE / BUCKLAND	Lumley Engineering F2 - Lumley Engineering	2	5:14.575	4 Laps	3 Laps	49.89	2:35.214	2
DNF	8	FENWICK / MARTIN	Shelbourne YAMAHA -	1	2:33.688	5 Laps	1 Lap	51.06	2:33.688	1

#### FASTEST LAP

73	GOODIER / BROWN	LCR F2 - Rowtec ltd	3	1:56.732	67.23 mph	108.19 kph
----	-----------------	---------------------	---	----------	-----------	------------

92.5% of Race Speed = 61.15 mph

Weather / Track : Rain / Damp

These results are provisional until the conclusion of any judicial and technical matters.

Cadwell Park: 2.1800 miles

Race Distance: 6 Laps / 13.08 miles

Start: 17:19 Flag 17:31 End: 17:33

Clerk Of Course :	Stewards :	Timekeeper : Craig Smith
-------------------	------------	--------------------------

Results can be found at [www.tsl-timing.com](http://www.tsl-timing.com)

Printed - 17:37 Saturday, 07 August 2021



# International Sidecar Revival Meeting 2021

## RKB/BMCRC F2 Sidecars

### RACE 11 - LAP CHART

#### LAP 1 @ 17:21:54.737

NO	BEHIND	LAP TIME
73		2:03.232
89	7.200	2:10.432
46	7.399	2:10.631
17	7.765	2:10.997
19	8.802	2:12.034
37	8.964	2:12.196
22	10.474	2:13.706
95	11.182	2:14.414
167	21.542	2:24.774
66	23.614	2:26.846
361	24.683	2:27.915
48	25.143	2:28.375
38	26.938	2:30.170
8	30.456	2:33.688
235	36.129	2:39.361

167	1:01.349	2:10.309
66	1:02.944	2:08.673
48	1:08.855	2:09.849
38	1:16.693	2:14.441

#### LAP 5 @ 17:29:46.358

NO	BEHIND	LAP TIME
73		1:59.372
89	18.968	1:59.419
17	27.217	2:03.054
37	27.319	2:01.967
95	28.308	2:00.730
46	32.904	2:03.075
22	33.177	2:02.784
19	41.110	2:03.719
361	1:04.627	2:06.144
167	1:10.215	2:08.238
66	1:11.261	2:07.689
48	1:18.638	2:09.155
38	1:30.428	2:13.107

#### LAP 2 @ 17:23:52.083

NO	BEHIND	LAP TIME
73		1:57.346
89	12.123	2:02.269
46	14.147	2:04.094
17	14.531	2:04.112
37	14.995	2:03.377
19	17.478	2:06.022
95	17.673	2:03.837
22	18.452	2:05.324
167	36.446	2:12.250
66	38.175	2:11.907
361	38.418	2:11.081
48	40.908	2:13.111
38	43.362	2:13.770
235	1:13.997	2:35.214

#### LAP 6 @ 17:31:43.719

NO	BEHIND	LAP TIME
73		1:57.361
89	20.833	1:59.226
17	31.942	2:02.086
95	32.433	2:01.486
37	32.729	2:02.771
22	37.216	2:01.400
46	38.836	2:03.293
361	1:13.390	2:06.124
66	1:20.166	2:06.266
167	1:22.169	2:09.315
48	1:28.831	2:07.554
38	1:48.512	2:15.445

#### LAP 3 @ 17:25:48.815

NO	BEHIND	LAP TIME
73		1:56.732
89	16.868	2:01.477
17	20.166	2:02.367
37	22.555	2:04.292
46	22.865	2:05.450
95	23.473	2:02.532
22	25.703	2:03.983
19	28.500	2:07.754
167	49.211	2:09.497
361	49.406	2:07.720
66	52.442	2:10.999
48	57.177	2:13.001
38	1:00.423	2:13.793

#### LAP 4 @ 17:27:46.986

NO	BEHIND	LAP TIME
73		1:58.171
89	18.921	2:00.224
17	23.535	2:01.540
37	24.724	2:00.340
95	26.950	2:01.648
46	29.201	2:04.507
22	29.765	2:02.233
19	36.763	2:06.434
361	57.855	2:06.620

Weather / Track : Rain / Damp

Results can be found at [www.tsl-timing.com](http://www.tsl-timing.com)

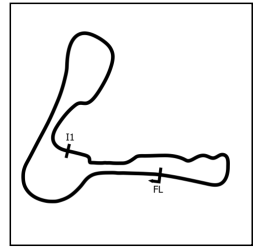
Cadwell Park  
Circuit Length = 2.1800 miles  
Start: 17:19 Flag 17:31 End: 17:33

Printed - 17:37 Saturday, 07 August 2021

# International Sidecar Revival Meeting 2021

## RKB/BMCRC F2 Sidecars

### RACE 11 - SECTOR ANALYSIS



SECTOR 1 = FL to I1, SECTOR 2 = I1 to FL, DIFF = Difference To Personal Best Lap, P = Crossed Finish Line in Pit Lane, D = Time Disallowed

P1 73 F2		GOODIER / BROWN		LCR F2 - Rowtec Ltd		
IDEAL LAP TIME : 1:56.516		BEST LAP TIME : 1:56.732		DIFFERENCE : 0.216		
LAP	SECTOR 1	SECTOR 2	LAP TIME	MPH	DIFF	TIME OF DAY
1 -		49.792	2:03.232	63.68	6.500	17:21:54.737
2 -	1:08.083	49.263	1:57.346 (2)	66.87	0.614	17:23:52.083
3 -	<b>1:07.674</b>	49.058	<b>1:56.732 (1)</b>	<b>67.23</b>		<b>17:25:48.815</b>
4 -	1:08.771	49.400	1:58.171	66.41	1.439	17:27:46.986
5 -	1:10.248	49.124	1:59.372	65.74	2.640	17:29:46.358
6 -	1:08.519	<b>48.842</b>	1:57.361 (3)	66.87	0.629	17:31:43.719

P2 89 F2		HAUXWELL / TAYLOR		- Vinyls4U DMH tyres		
IDEAL LAP TIME : 1:59.064		BEST LAP TIME : 1:59.226		DIFFERENCE : 0.162		
LAP	SECTOR 1	SECTOR 2	LAP TIME	MPH	DIFF	TIME OF DAY
1 -		53.255	2:10.432	60.16	11.206	17:22:01.937
2 -	1:09.524	52.745	2:02.269	64.18	3.043	17:24:04.206
3 -	1:09.703	51.774	2:01.477	64.60	2.251	17:26:05.683
4 -	1:08.694	51.530	2:00.224 (3)	65.27	0.998	17:28:05.907
5 -	<b>1:07.735</b>	51.684	1:59.419 (2)	65.71	0.193	17:30:05.326
6 -	1:07.897	<b>51.329</b>	<b>1:59.226 (1)</b>	<b>65.82</b>		<b>17:32:04.552</b>

P3 17 F2		THOMAS / NIX		Ireson HONDA - Team Walters And Thomas Sidecar racing		
IDEAL LAP TIME : 2:01.051		BEST LAP TIME : 2:01.540		DIFFERENCE : 0.489		
LAP	SECTOR 1	SECTOR 2	LAP TIME	MPH	DIFF	TIME OF DAY
1 -		52.115	2:10.997	59.90	9.457	17:22:02.502
2 -	1:11.569	52.543	2:04.112	63.23	2.572	17:24:06.614
3 -	1:09.973	52.394	2:02.367 (3)	64.13	0.827	17:26:08.981
4 -	1:10.270	<b>51.270</b>	<b>2:01.540 (1)</b>	<b>64.57</b>		<b>17:28:10.521</b>
5 -	1:10.749	52.305	2:03.054	63.77	1.514	17:30:13.575
6 -	<b>1:09.781</b>	52.305	2:02.086 (2)	64.28	0.546	17:32:15.661

P4 95 F2		REMNANT / TILLEY		2002 LUMLEY -		
IDEAL LAP TIME : 2:00.730		BEST LAP TIME : 2:00.730		DIFFERENCE : 0.000		
LAP	SECTOR 1	SECTOR 2	LAP TIME	MPH	DIFF	TIME OF DAY
1 -		54.004	2:14.414	58.38	13.684	17:22:05.919
2 -	1:11.540	52.297	2:03.837	63.37	3.107	17:24:09.756
3 -	1:10.062	52.470	2:02.532	64.04	1.802	17:26:12.288
4 -	1:09.866	51.782	2:01.648 (3)	64.51	0.918	17:28:13.936
5 -	<b>1:09.064</b>	<b>51.666</b>	<b>2:00.730 (1)</b>	<b>65.00</b>		<b>17:30:14.666</b>
6 -	1:09.469	52.017	2:01.486 (2)	64.60	0.756	17:32:16.152

P5 37 F2		MORPHET / REILLY		LCR SUZUKI -		
IDEAL LAP TIME : 2:00.340		BEST LAP TIME : 2:00.340		DIFFERENCE : 0.000		
LAP	SECTOR 1	SECTOR 2	LAP TIME	MPH	DIFF	TIME OF DAY
1 -		53.551	2:12.196	59.36	11.856	17:22:03.701
2 -	1:10.588	52.789	2:03.377	63.61	3.037	17:24:07.078
3 -	1:11.519	52.773	2:04.292	63.14	3.952	17:26:11.370
4 -	<b>1:09.481</b>	<b>50.859</b>	<b>2:00.340 (1)</b>	<b>65.21</b>		<b>17:28:11.710</b>
5 -	1:10.483	51.484	2:01.967 (2)	64.34	1.627	17:30:13.677
6 -	1:10.834	51.937	2:02.771 (3)	63.92	2.431	17:32:16.448

Weather / Track : Rain / Damp

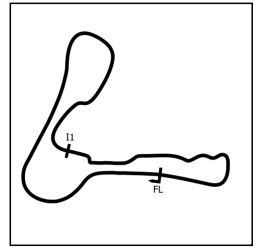
Cadwell Park  
Circuit Length = 2.1800 miles  
Start: 17:19 Flag 17:31 End: 17:33



# International Sidecar Revival Meeting 2021

## RKB/BMCRC F2 Sidecars

### RACE 11 - SECTOR ANALYSIS



SECTOR 1 = FL to I1, SECTOR 2 = I1 to FL, DIFF = Difference To Personal Best Lap, P = Crossed Finish Line in Pit Lane, D = Time Disallowed

P6 22 F2		PEARSON / PARKER		LCR SUZUKI -		
IDEAL LAP TIME : 2:01.226		BEST LAP TIME : 2:01.400		DIFFERENCE : 0.174		
LAP	SECTOR 1	SECTOR 2	LAP TIME	MPH	DIFF	TIME OF DAY
1 -		52.810	2:13.706	58.69	12.306	17:22:05.211
2 -	1:12.752	52.572	2:05.324	62.62	3.924	17:24:10.535
3 -	1:11.598	52.385	2:03.983	63.29	2.583	17:26:14.518
4 -	1:10.100	52.133	2:02.233 (2)	64.20	0.833	17:28:16.751
5 -	1:10.855	<b>51.929</b>	2:02.784 (3)	63.91	1.384	17:30:19.535
6 -	<b>1:09.297</b>	52.103	<b>2:01.400 (1)</b>	<b>64.64</b>		<b>17:32:20.935</b>

P7 46 F2		SAUNDERS / HODGSON		MS Racing HONDA -		
IDEAL LAP TIME : 2:02.617		BEST LAP TIME : 2:03.075		DIFFERENCE : 0.458		
LAP	SECTOR 1	SECTOR 2	LAP TIME	MPH	DIFF	TIME OF DAY
1 -		53.816	2:10.631	60.07	7.556	17:22:02.136
2 -	1:11.348	52.746	2:04.094 (3)	63.24	1.019	17:24:06.230
3 -	1:12.008	53.442	2:05.450	62.55	2.375	17:26:11.680
4 -	1:11.480	53.027	2:04.507	63.03	1.432	17:28:16.187
5 -	1:10.761	<b>52.314</b>	<b>2:03.075 (1)</b>	<b>63.76</b>		<b>17:30:19.262</b>
6 -	<b>1:10.303</b>	52.990	2:03.293 (2)	63.65	0.218	17:32:22.555

P8 361 F2		QUIRK / SCHOFIELD		Ireson SUZUKI -		
IDEAL LAP TIME : 2:05.410		BEST LAP TIME : 2:06.124		DIFFERENCE : 0.714		
LAP	SECTOR 1	SECTOR 2	LAP TIME	MPH	DIFF	TIME OF DAY
1 -		57.052	2:27.915	53.05	21.791	17:22:19.420
2 -	1:15.578	55.503	2:11.081	59.87	4.957	17:24:30.501
3 -	1:14.807	<b>52.913</b>	2:07.720	61.44	1.596	17:26:38.221
4 -	1:13.490	53.130	2:06.620 (3)	61.98	0.496	17:28:44.841
5 -	1:12.825	53.319	2:06.144 (2)	62.21	0.020	17:30:50.985
6 -	<b>1:12.497</b>	53.627	<b>2:06.124 (1)</b>	<b>62.22</b>		<b>17:32:57.109</b>

P9 66 F2		LUMLEY / MORALEE		Lumley KAWASAKI - Lumley Engineering Ltd		
IDEAL LAP TIME : 2:06.024		BEST LAP TIME : 2:06.266		DIFFERENCE : 0.242		
LAP	SECTOR 1	SECTOR 2	LAP TIME	MPH	DIFF	TIME OF DAY
1 -		56.353	2:26.846	53.44	20.580	17:22:18.351
2 -	1:16.224	55.683	2:11.907	59.49	5.641	17:24:30.258
3 -	1:16.406	54.593	2:10.999	59.90	4.733	17:26:41.257
4 -	1:14.460	54.213	2:08.673 (3)	60.99	2.407	17:28:49.930
5 -	1:13.847	<b>53.842</b>	2:07.689 (2)	61.46	1.423	17:30:57.619
6 -	<b>1:12.182</b>	54.084	<b>2:06.266 (1)</b>	<b>62.15</b>		<b>17:33:03.885</b>

P10 167 F2		PETTMAN / SMITH		Windle 600 YAMAHA - Wintec Racing		
IDEAL LAP TIME : 2:08.238		BEST LAP TIME : 2:08.238		DIFFERENCE : 0.000		
LAP	SECTOR 1	SECTOR 2	LAP TIME	MPH	DIFF	TIME OF DAY
1 -		57.063	2:24.774	54.20	16.536	17:22:16.279
2 -	1:17.184	55.066	2:12.250	59.34	4.012	17:24:28.529
3 -	1:14.946	54.551	2:09.497 (3)	60.60	1.259	17:26:38.026
4 -	1:15.422	54.887	2:10.309	60.22	2.071	17:28:48.335
5 -	<b>1:14.478</b>	<b>53.760</b>	<b>2:08.238 (1)</b>	<b>61.19</b>		<b>17:30:56.573</b>
6 -	1:14.759	54.556	2:09.315 (2)	60.68	1.077	17:33:05.888

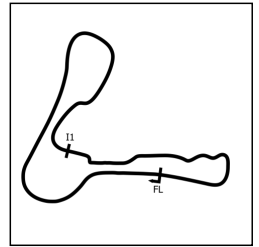
Weather / Track : Rain / Damp

Cadwell Park  
Circuit Length = 2.1800 miles  
Start: 17:19 Flag 17:31 End: 17:33

# International Sidecar Revival Meeting 2021

## RKB/BMCRC F2 Sidecars

### RACE 11 - SECTOR ANALYSIS



SECTOR 1 = FL to I1, SECTOR 2 = I1 to FL, DIFF = Difference To Personal Best Lap, P = Crossed Finish Line in Pit Lane, D = Time Disallowed

P11 48 F2		BERRY / O'NEILL		D&D Windle SUZUKI - Cutting Hedge Racing.		
IDEAL LAP TIME : 2:07.554		BEST LAP TIME : 2:07.554		DIFFERENCE : 0.000		
LAP	SECTOR 1	SECTOR 2	LAP TIME	MPH	DIFF	TIME OF DAY
1 -		56.238	2:28.375	52.89	20.821	17:22:19.880
2 -	1:17.424	55.687	2:13.111	58.95	5.557	17:24:32.991
3 -	1:17.855	55.146	2:13.001	59.00	5.447	17:26:45.992
4 -	1:15.130	54.719	2:09.849 (3)	60.43	2.295	17:28:55.841
5 -	1:14.756	54.399	2:09.155 (2)	60.76	1.601	17:31:04.996
6 -	<b>1:13.700</b>	<b>53.854</b>	<b>2:07.554 (1)</b>	<b>61.52</b>		<b>17:33:12.550</b>

P12 38 F2		MOSS / MOSS		Shelbourne YAMAHA R6 - LifeSafety Motorsport - CharlieMossI		
IDEAL LAP TIME : 2:13.097		BEST LAP TIME : 2:13.107		DIFFERENCE : 0.010		
LAP	SECTOR 1	SECTOR 2	LAP TIME	MPH	DIFF	TIME OF DAY
1 -		56.554	2:30.170	52.26	17.063	17:22:21.675
2 -	1:17.939	55.831	2:13.770 (2)	58.66	0.663	17:24:35.445
3 -	1:18.275	<b>55.518</b>	2:13.793 (3)	58.65	0.686	17:26:49.238
4 -	1:18.032	56.409	2:14.441	58.37	1.334	17:29:03.679
5 -	<b>1:17.579</b>	55.528	<b>2:13.107 (1)</b>	<b>58.96</b>		<b>17:31:16.786</b>
6 -	1:19.054	56.391	2:15.445	57.94	2.338	17:33:32.231

P13 19 F2		DICKINSON / DICKINSON		Baker SUZUKI - LD Engineering		
IDEAL LAP TIME : 2:03.719		BEST LAP TIME : 2:03.719		DIFFERENCE : 0.000		
LAP	SECTOR 1	SECTOR 2	LAP TIME	MPH	DIFF	TIME OF DAY
1 -		54.190	2:12.034	59.43	8.315	17:22:03.539
2 -	1:13.130	52.892	2:06.022 (2)	62.27	2.303	17:24:09.561
3 -	1:13.686	54.068	2:07.754	61.43	4.035	17:26:17.315
4 -	1:13.223	53.211	2:06.434 (3)	62.07	2.715	17:28:23.749
5 -	<b>1:11.505</b>	<b>52.214</b>	<b>2:03.719 (1)</b>	<b>63.43</b>		<b>17:30:27.468</b>

P14 235 F2		DELAMARRE / BUCKLAND		Lumley Engineering F2 - Lumley Engineering		
IDEAL LAP TIME : 2:33.460		BEST LAP TIME : 2:35.214		DIFFERENCE : 1.754		
LAP	SECTOR 1	SECTOR 2	LAP TIME	MPH	DIFF	TIME OF DAY
1 -		<b>1:01.015</b>	2:39.361 (2)	49.24	4.147	17:22:30.866
2 -	<b>1:32.445</b>	1:02.769	<b>2:35.214 (1)</b>	<b>50.56</b>		<b>17:25:06.080</b>

P15 8 F2		FENWICK / MARTIN		Shelbourne YAMAHA -		
IDEAL LAP TIME : 2:34.898		BEST LAP TIME : 2:33.688		DIFFERENCE : -1.209		
LAP	SECTOR 1	SECTOR 2	LAP TIME	MPH	DIFF	TIME OF DAY
1 -		<b>1:18.411</b>	<b>2:33.688 (1)</b>	<b>51.06</b>		<b>17:22:25.193</b>

# International Sidecar Revival Meeting 2021

## RKB/BMCRC F2 Sidecars

### RACE 11 - BEST SECTORS

SECTOR 1				SECTOR 2			IDEAL / BEST COMPARISON					
POS	NO	NAME	TIME	NO	NAME	TIME	POS	NO	NAME	IDEAL	BEST	DIFF
1	73	GOODIER / BROWN	1:07.674	73	GOODIER / BROWN	48.842	1	73	GOODIER / BROWN	1:56.516	1:56.732	0.216
2	89	HAUXWELL / TAYLOR	1:07.735	37	MORPHET / REILLY	50.859	2	89	HAUXWELL / TAYLOR	1:59.064	1:59.226	0.162
3	95	REMNANT / TILLEY	1:09.064	17	THOMAS / NIX	51.270	3	37	MORPHET / REILLY	2:00.340	2:00.340	0.000
4	22	PEARSON / PARKER	1:09.297	89	HAUXWELL / TAYLOR	51.329	4	95	REMNANT / TILLEY	2:00.730	2:00.730	0.000
5	37	MORPHET / REILLY	1:09.481	95	REMNANT / TILLEY	51.666	5	17	THOMAS / NIX	2:01.051	2:01.540	0.489
6	17	THOMAS / NIX	1:09.781	22	PEARSON / PARKER	51.929	6	22	PEARSON / PARKER	2:01.226	2:01.400	0.174
7	46	SAUNDERS / HODGSON	1:10.303	19	DICKINSON / DICKINSON	52.214	7	46	SAUNDERS / HODGSON	2:02.617	2:03.075	0.458
8	19	DICKINSON / DICKINSON	1:11.505	46	SAUNDERS / HODGSON	52.314	8	19	DICKINSON / DICKINSON	2:03.719	2:03.719	0.000
9	66	LUMLEY / MORALEE	1:12.182	361	QUIRK / SCHOFIELD	52.913	9	361	QUIRK / SCHOFIELD	2:05.410	2:06.124	0.714
10	361	QUIRK / SCHOFIELD	1:12.497	167	PETTMAN / SMITH	53.760	10	66	LUMLEY / MORALEE	2:06.024	2:06.266	0.242
11	48	BERRY / O'NEILL	1:13.700	66	LUMLEY / MORALEE	53.842	11	48	BERRY / O'NEILL	2:07.554	2:07.554	0.000
12	167	PETTMAN / SMITH	1:14.478	48	BERRY / O'NEILL	53.854	12	167	PETTMAN / SMITH	2:08.238	2:08.238	0.000
13	8	FENWICK / MARTIN	1:16.487	38	MOSS / MOSS	55.518	13	38	MOSS / MOSS	2:13.097	2:13.107	0.010
14	38	MOSS / MOSS	1:17.579	235	DELAMARRE / BUCKLAND	1:01.015	14	235	DELAMARRE / BUCKLAND	2:33.460	2:35.214	1.754
15	235	DELAMARRE / BUCKLAND	1:32.445	8	FENWICK / MARTIN	1:18.411	15	8	FENWICK / MARTIN	2:34.898	2:33.688	-1.209

Weather / Track : Rain / Damp

Results can be found at [www.tsl-timing.com](http://www.tsl-timing.com)

Cadwell Park  
Circuit Length = 2.1800 miles  
Start: 17:19 Flag 17:31 End: 17:33

Printed - 17:37 Saturday, 07 August 2021

# International Sidecar Revival Meeting 2021

## RKB/BMCRC F2 Sidecars

### RACE 11 - STATISTICS

**Competitors Started** 15  
**Planned Start** 2021-08-07 @ 16:05:00.000  
**Actual Start** 2021-08-07 @ 17:19:51.504  
**Finish Time** 2021-08-07 @ 17:31:43.718  
**Track Length** 2.1800mi.  
**Total Laps** 80  
**Total Distance Covered** 174.4014mi.

#### Session Fastest Lap History

NO	NAME	LAP TIME	TIME OF DAY	LAP	VEHICLE
73	GOODIER / BROWN	<b>2:03.232</b>	17:21:54.755	1	LCR F2
73	GOODIER / BROWN	<b>1:57.346</b>	17:23:52.102	2	LCR F2
73	GOODIER / BROWN	<b>1:56.732</b>	17:25:48.833	3	LCR F2

#### Session Leader History

NO	NAME	FROM LAP	LAPS LED	DISTANCE	VEHICLE
73	GOODIER / BROWN	1	6	13.08 miles	LCR F2

#### Flag History

TYPE	TIME OF DAY
GREEN	17:19:51.504
FINISH	17:31:43.718

#### Flag Statistics

TYPE	COUNT	TOTAL LAPS	TOTAL TIME
Green	1	6	13:49.096
Red	0	0	0.000
Safety Car	0	0	0.000
FCY	0	0	0.000

Weather / Track : Rain / Damp

Results can be found at [www.tsl-timing.com](http://www.tsl-timing.com)

Cadwell Park  
Circuit Length = 2.1800 miles  
Start: 17:19 Flag 17:31 End: 17:33

Printed - 17:37 Saturday, 07 August 2021


### International Sidecar Revival Meeting 2021

### RKB/BMCRC F2 Sidecars

### RACE 7 - GRID (8 Laps)

ROW 11	21	58 EASTELL / GEDDES	22	
ROW 10	19	51 MCKAY / SZANEL	20	120 THOMAS / THOMAS
ROW 9	17	44 KING / SIGSWORTH	18	6 GRISTWOOD / CRACKNALL
ROW 8	15	2:35.214 235 DELAMARRE / BUCKLAND	16	25 GIBSON / GIBSON
ROW 7	13	2:13.107 38 MOSS / MOSS	14	2:33.688 8 FENWICK / MARTIN
ROW 6	11	2:07.554 48 BERRY / O'NEILL	12	2:08.238 167 PETTMAN / SMITH
ROW 5	9	2:06.124 361 QUIRK / SCHOFIELD	10	2:06.266 66 LUMLEY / MORALEE
ROW 4	7	2:03.075 46 SAUNDERS / HODGSON	8	2:03.719 19 DICKINSON / DICKINSON
ROW 3	5	2:01.400 22 PEARSON / PARKER	6	2:01.540 17 THOMAS / NIX
ROW 2	3	2:00.340 37 MORPHET / REILLY	4	2:00.730 95 REMNANT / TILLEY
ROW 1	1	1:56.732 73 GOODIER / BROWN	2	1:59.226 89 HAUXWELL / TAYLOR

**Pole**



These results are provisional until the conclusion of any judicial and technical matters.

Cadwell Park  
Circuit Length = 2.1800 miles

Clerk Of Course :	Stewards :	Timekeeper : Craig Smith
-------------------	------------	--------------------------

Results can be found at [www.tsl-timing.com](http://www.tsl-timing.com)

Printed - 17:40 Saturday, 07 August 2021



**International Sidecar Revival Meeting 2021****RKB/BMCRC F1 & F2 Sidecars****FREE PRACTICE - CLASSIFICATION**

POS	NO	CL	PIC NAME	ENTRY	TIME	ON	LAPS	GAP	DIFF	MPH
1	8	F2	1 FENWICK / MARTIN	Shelbourne YAMAHA -	1:44.506	3	4			75.09
2	27	F1	1 KIRBY / KIRBY	ARS Yamaha - KRT	1:44.710	4	4	0.204	0.204	74.95
3	88	F1	2 NICOL / GIBBON	LCR F1 - B&D Roofing, BN Designs Bodyshop, Steve V	1:44.754	4	4	0.248	0.044	74.91
4	7	F1	3 GRAY / WHEELER	Yamaha -	1:46.091	3	3	1.585	1.337	73.97
5	37	F2	2 MORPHET / REILLY	LCR SUZUKI -	1:50.444	2	4	5.938	4.353	71.05
6	62	F1	4 WRIGHT / BAILEY	RYDE Yamaha - Stainless Steel Designs Ltd.	1:50.559	2	2	6.053	0.115	70.98
7	58	F2	3 EASTELL / GEDDES	Shelbourne YAMAHA - Lee Eastell Engineering service	1:50.957	3	4	6.451	0.398	70.73
8	73	F2	4 GOODIER / BROWN	LCR F2 - Rowtec Ltd	1:51.313	4	4	6.807	0.356	70.50
9	46	F2	5 SAUNDERS / HODGSON	MS Racing HONDA -	1:53.164	2	2	8.658	1.851	69.35
10	361	F2	6 QUIRK / SCHOFIELD	Ireson SUZUKI -	1:54.114	4	4	9.608	0.950	68.77
11	51	F2	7 MCKAY / SZANEL	Baker F2 - Mizar Ltd	1:55.084	4	4	10.578	0.970	68.19
12	19	F2	8 DICKINSON / DICKINSON	Baker SUZUKI - LD Engineering	1:55.469	2	2	10.963	0.385	67.96
13	66	F2	9 LUMLEY / MORALEE	Lumley KAWASAKI - Lumley Engineering Ltd	1:56.378	3	4	11.872	0.909	67.43
14	117	F1	5 POTTINGER / DODD	LCR Yamaha - GB Precision Eng/Opal Fabrication	1:56.574	2	2	12.068	0.196	67.32
15	61	F1	6 FORREST / McCAULAY	Yamaha - Tweedvale Motorcycles	2:10.259	1	1	25.753	13.685	60.24
16	42	F1	7 WARD / THOMAS	BMR F1 - ALDE	2:10.448	1	1	25.942	0.189	60.16
17	8	F1	8 TAMPIN / TAYLOR	Honda - myself	2:15.016	3	3	30.510	4.568	58.12

Weather / Track : Cloudy / Dry

These results are provisional until the conclusion of any judicial and technical matters.

Cadwell Park

Circuit Length = 2.1800 miles

Start: 09:45 Flag 09:52 End: 09:55

Clerk Of Course :

Stewards :

Timekeeper : Craig Smith

Results can be found at [www.tsl-timing.com](http://www.tsl-timing.com)

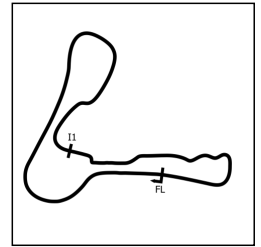
Printed - 09:55 Sunday, 08 August 2021



# International Sidecar Revival Meeting 2021

## RKB/BMCRC F1 & F2 Sidecars

### FREE PRACTICE - SECTOR ANALYSIS



SECTOR 1 = FL to I1, SECTOR 2 = I1 to FL, DIFF = Difference To Personal Best Lap, P = Crossed Finish Line in Pit Lane, D = Time Disallowed

P1		8 F2		FENWICK / MARTIN		Shelbourne YAMAHA -	
IDEAL LAP TIME : 1:44.506		BEST LAP TIME : 1:44.506		DIFFERENCE : 0.000			
LAP	SECTOR 1	SECTOR 2	LAP TIME	MPH	DIFF	TIME OF DAY	
1 -	1:07.338	47.693	1:55.031	68.22	10.525	09:48:03.902	
2 -	1:02.079	44.761	1:46.840 (3)	73.45	2.334	09:49:50.742	
3 -	<b>1:00.118</b>	<b>44.388</b>	<b>1:44.506 (1)</b>	<b>75.09</b>		<b>09:51:35.248</b>	
4 -	1:00.134	44.887	1:45.021 (2)	74.72	0.515	09:53:20.269	

P2		27 F1		KIRBY / KIRBY		ARS Yamaha - KRT	
IDEAL LAP TIME : 1:44.710		BEST LAP TIME : 1:44.710		DIFFERENCE : 0.000			
LAP	SECTOR 1	SECTOR 2	LAP TIME	MPH	DIFF	TIME OF DAY	
1 -	1:10.154	48.587	1:58.741	66.09	14.031	09:48:03.452	
2 -	1:03.254	47.206	1:50.460 (3)	71.04	5.750	09:49:53.912	
3 -	1:04.407	45.286	1:49.693 (2)	71.54	4.983	09:51:43.605	
4 -	<b>59.900</b>	<b>44.810</b>	<b>1:44.710 (1)</b>	<b>74.95</b>		<b>09:53:28.315</b>	

P3		88 F1		NICOL / GIBBON		LCR F1 - B&D Roofing, BN Designs Bodyshop, Steve Webster	
IDEAL LAP TIME : 1:44.754		BEST LAP TIME : 1:44.754		DIFFERENCE : 0.000			
LAP	SECTOR 1	SECTOR 2	LAP TIME	MPH	DIFF	TIME OF DAY	
1 -	1:07.799	47.205	1:55.004	68.24	10.250	09:48:05.796	
2 -	1:02.447	46.324	1:48.771 (3)	72.15	4.017	09:49:54.567	
3 -	1:02.360	46.002	1:48.362 (2)	72.42	3.608	09:51:42.929	
4 -	<b>1:00.199</b>	<b>44.555</b>	<b>1:44.754 (1)</b>	<b>74.91</b>		<b>09:53:27.683</b>	

P4		7 F1		GRAY / WHEELER		Yamaha -	
IDEAL LAP TIME : 1:46.091		BEST LAP TIME : 1:46.091		DIFFERENCE : 0.000			
LAP	SECTOR 1	SECTOR 2	LAP TIME	MPH	DIFF	TIME OF DAY	
1 -	1:09.211	51.595	2:00.806 (3)	64.96	14.715	09:48:27.999	
2 -	1:03.861	46.446	1:50.307 (2)	71.14	4.216	09:50:18.306	
3 -	<b>1:00.212</b>	<b>45.879</b>	<b>1:46.091 (1)</b>	<b>73.97</b>		<b>09:52:04.397</b>	

P5		37 F2		MORPHET / REILLY		LCR SUZUKI -	
IDEAL LAP TIME : 1:50.354		BEST LAP TIME : 1:50.444		DIFFERENCE : 0.090			
LAP	SECTOR 1	SECTOR 2	LAP TIME	MPH	DIFF	TIME OF DAY	
1 -	1:05.646	48.093	1:53.739	69.00	3.295	09:48:09.204	
2 -	<b>1:03.413</b>	47.031	<b>1:50.444 (1)</b>	<b>71.05</b>		<b>09:49:59.648</b>	
3 -	1:04.829	<b>46.941</b>	1:51.770 (3)	70.21	1.326	09:51:51.418	
4 -	1:03.510	47.103	1:50.613 (2)	70.95	0.169	09:53:42.031	

P6		62 F1		WRIGHT / BAILEY		RYDE Yamaha - Stainless Steel Designs Ltd.	
IDEAL LAP TIME : 1:48.841		BEST LAP TIME : 1:50.559		DIFFERENCE : 1.718			
LAP	SECTOR 1	SECTOR 2	LAP TIME	MPH	DIFF	TIME OF DAY	
1 -	1:07.413	48.012	1:55.425 (2)	67.99	4.866	09:48:03.670	
2 -	1:03.715	<b>46.844</b>	<b>1:50.559 (1)</b>	<b>70.98</b>		<b>09:49:54.229</b>	

P7		58 F2		EASTELL / GEDDES		Shelbourne YAMAHA - Lee Eastell Engineering services ltd	
IDEAL LAP TIME : 1:49.870		BEST LAP TIME : 1:50.957		DIFFERENCE : 1.087			
LAP	SECTOR 1	SECTOR 2	LAP TIME	MPH	DIFF	TIME OF DAY	
1 -	1:08.834	47.694	1:56.528	67.34	5.571	09:48:13.808	
2 -	1:04.542	48.804	1:53.346 (3)	69.23	2.389	09:50:07.154	
3 -	1:04.561	<b>46.396</b>	<b>1:50.957 (1)</b>	<b>70.73</b>		<b>09:51:58.111</b>	
4 -	<b>1:03.474</b>	48.880	1:52.354 (2)	69.85	1.397	09:53:50.465	

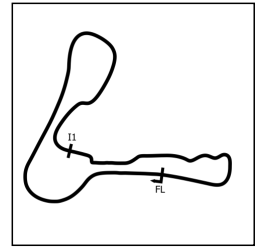
Weather / Track : Cloudy / Dry

Cadwell Park  
Circuit Length = 2.1800 miles  
Start: 09:45 Flag 09:52 End: 09:55

# International Sidecar Revival Meeting 2021

## RKB/BMCRC F1 & F2 Sidecars

### FREE PRACTICE - SECTOR ANALYSIS



SECTOR 1 = FL to I1, SECTOR 2 = I1 to FL, DIFF = Difference To Personal Best Lap, P = Crossed Finish Line in Pit Lane, D = Time Disallowed

P8 73 F2 GOODIER / BROWN		LCR F2 - Rowtec Ltd				
IDEAL LAP TIME : 1:50.636		BEST LAP TIME : 1:51.313				
		DIFFERENCE : 0.677				
LAP	SECTOR 1	SECTOR 2	LAP TIME	MPH	DIFF	TIME OF DAY
1 -	1:09.180	<b>46.485</b>	1:55.665	67.85	4.352	09:48:06.589
2 -	1:05.380	46.704	1:52.084 (3)	70.01	0.771	09:49:58.673
3 -	1:04.804	46.576	1:51.380 (2)	70.46	0.067	09:51:50.053
4 -	<b>1:04.151</b>	47.162	<b>1:51.313 (1)</b>	<b>70.50</b>		<b>09:53:41.366</b>

P9 46 F2 SAUNDERS / HODGSON		MS Racing HONDA -				
IDEAL LAP TIME : 1:51.743		BEST LAP TIME : 1:53.164				
		DIFFERENCE : 1.421				
LAP	SECTOR 1	SECTOR 2	LAP TIME	MPH	DIFF	TIME OF DAY
1 -	1:09.563	48.991	1:58.554 (2)	66.19	5.390	09:48:20.716
2 -	1:05.472	<b>47.692</b>	<b>1:53.164 (1)</b>	<b>69.35</b>		<b>09:50:13.880</b>

P10 361 F2 QUIRK / SCHOFIELD		Ireson SUZUKI -				
IDEAL LAP TIME : 1:54.114		BEST LAP TIME : 1:54.114				
		DIFFERENCE : 0.000				
LAP	SECTOR 1	SECTOR 2	LAP TIME	MPH	DIFF	TIME OF DAY
1 -	1:14.247	53.133	2:07.380	61.61	13.266	09:48:28.614
2 -	1:08.141	50.105	1:58.246 (3)	66.37	4.132	09:50:26.860
3 -	1:07.698	48.583	1:56.281 (2)	67.49	2.167	09:52:23.141
4 -	<b>1:05.961</b>	<b>48.153</b>	<b>1:54.114 (1)</b>	<b>68.77</b>		<b>09:54:17.255</b>

P11 51 F2 MCKAY / SZANEL		Baker F2 - Mizar Ltd				
IDEAL LAP TIME : 1:55.084		BEST LAP TIME : 1:55.084				
		DIFFERENCE : 0.000				
LAP	SECTOR 1	SECTOR 2	LAP TIME	MPH	DIFF	TIME OF DAY
1 -	1:12.778	54.917	2:07.695	61.45	12.611	09:48:31.123
2 -	1:10.519	49.059	1:59.578 (3)	65.63	4.494	09:50:30.701
3 -	1:08.598	48.953	1:57.551 (2)	66.76	2.467	09:52:28.252
4 -	<b>1:06.860</b>	<b>48.224</b>	<b>1:55.084 (1)</b>	<b>68.19</b>		<b>09:54:23.336</b>

P12 19 F2 DICKINSON / DICKINSON		Baker SUZUKI - LD Engineering				
IDEAL LAP TIME : 1:55.047		BEST LAP TIME : 1:55.469				
		DIFFERENCE : 0.422				
LAP	SECTOR 1	SECTOR 2	LAP TIME	MPH	DIFF	TIME OF DAY
1 -	1:13.333	49.948	2:03.281 (2)	63.65	7.812	09:48:31.866
2 -	1:06.036	<b>49.433</b>	<b>1:55.469 (1)</b>	<b>67.96</b>		<b>09:50:27.335</b>

P13 66 F2 LUMLEY / MORALEE		Lumley KAWASAKI - Lumley Engineering Ltd				
IDEAL LAP TIME : 1:56.348		BEST LAP TIME : 1:56.378				
		DIFFERENCE : 0.030				
LAP	SECTOR 1	SECTOR 2	LAP TIME	MPH	DIFF	TIME OF DAY
1 -	1:12.837	50.576	2:03.413	63.59	7.035	09:48:20.599
2 -	1:09.073	<b>48.902</b>	1:57.975 (3)	66.52	1.597	09:50:18.574
3 -	<b>1:07.446</b>	48.932	<b>1:56.378 (1)</b>	<b>67.43</b>		<b>09:52:14.952</b>
4 -	1:07.880	49.341	1:57.221 (2)	66.95	0.843	09:54:12.173

P14 117 F1 POTTINGER / DODD		LCR Yamaha - GB Precision Eng/Opal Fabrication				
IDEAL LAP TIME : 1:56.574		BEST LAP TIME : 1:56.574				
		DIFFERENCE : 0.000				
LAP	SECTOR 1	SECTOR 2	LAP TIME	MPH	DIFF	TIME OF DAY
1 -	1:12.634	49.312	2:01.946 (2)	64.35	5.372	09:48:10.066
2 -	<b>1:07.662</b>	<b>48.912</b>	<b>1:56.574 (1)</b>	<b>67.32</b>		<b>09:50:06.640</b>

P15 61 F1 FORREST / McCAULAY		Yamaha - Tweedvale Motorcycles				
IDEAL LAP TIME : 1:58.945		BEST LAP TIME : 2:10.259				
		DIFFERENCE : 11.314				
LAP	SECTOR 1	SECTOR 2	LAP TIME	MPH	DIFF	TIME OF DAY
1 -	1:17.474	<b>52.785</b>	<b>2:10.259 (1)</b>	<b>60.24</b>		<b>09:48:26.377</b>

Weather / Track : Cloudy / Dry

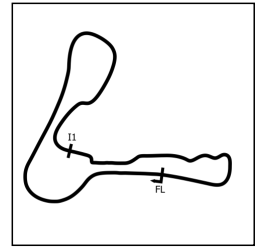
Cadwell Park  
Circuit Length = 2.1800 miles  
Start: 09:45 Flag 09:52 End: 09:55



# International Sidecar Revival Meeting 2021

## RKB/BMCRC F1 & F2 Sidecars

### FREE PRACTICE - SECTOR ANALYSIS



SECTOR 1 = FL to I1, SECTOR 2 = I1 to FL, DIFF = Difference To Personal Best Lap, P = Crossed Finish Line in Pit Lane, D = Time Disallowed

<b>P16</b>	<b>42 F1</b>	<b>WARD / THOMAS</b>	BMR F1 - ALDE			
IDEAL LAP TIME : 2:05.841		BEST LAP TIME : 2:10.448		DIFFERENCE : 4.607		
LAP	SECTOR 1	SECTOR 2	LAP TIME	MPH	DIFF	TIME OF DAY

1 -	1:15.576	<b>54.872</b>	<b>2:10.448 (1)</b>	<b>60.16</b>		<b>09:48:30.779</b>
-----	----------	---------------	---------------------	--------------	--	---------------------

<b>P17</b>	<b>8 F1</b>	<b>TAMPIN / TAYLOR</b>	Honda - myself			
IDEAL LAP TIME : 2:12.859		BEST LAP TIME : 2:15.016		DIFFERENCE : 2.157		
LAP	SECTOR 1	SECTOR 2	LAP TIME	MPH	DIFF	TIME OF DAY

1 -	<b>1:17.469</b>	1:06.209	<b>2:23.678 (3)</b>	54.62	8.662	09:48:39.370
2 -	1:18.320	57.953	<b>2:16.273 (2)</b>	57.59	1.257	09:50:55.643
3 -	1:19.626	<b>55.390</b>	<b>2:15.016 (1)</b>	<b>58.12</b>		<b>09:53:10.659</b>

# International Sidecar Revival Meeting 2021

## RKB/BMCRC F1 & F2 Sidecars

### FREE PRACTICE - BEST SECTORS

SECTOR 1			SECTOR 2			IDEAL / BEST COMPARISON						
POS	NO	NAME	TIME	NO	NAME	TIME	POS	NO	NAME	IDEAL	BEST	DIFF
									<b>PERFECT LAP</b>	<b>1:44.288</b>		
1	27	KIRBY / KIRBY	<b>59.900</b>	8	FENWICK / MARTIN	<b>44.388</b>	1	8	FENWICK / MARTIN	1:44.506	1:44.506	<b>0.000</b>
2	8	FENWICK / MARTIN	<b>1:00.118</b>	88	NICOL / GIBBON	<b>44.555</b>	2	27	KIRBY / KIRBY	1:44.710	1:44.710	<b>0.000</b>
3	88	NICOL / GIBBON	<b>1:00.199</b>	27	KIRBY / KIRBY	<b>44.810</b>	3	88	NICOL / GIBBON	1:44.754	1:44.754	<b>0.000</b>
4	7	GRAY / WHEELER	<b>1:00.212</b>	7	GRAY / WHEELER	<b>45.879</b>	4	7	GRAY / WHEELER	1:46.091	1:46.091	<b>0.000</b>
5	62	WRIGHT / BAILEY	<b>1:01.997</b>	58	EASTELL / GEDDES	<b>46.396</b>	5	62	WRIGHT / BAILEY	1:48.841	1:50.559	<b>1.718</b>
6	37	MORPHET / REILLY	<b>1:03.413</b>	73	GOODIER / BROWN	<b>46.485</b>	6	58	EASTELL / GEDDES	1:49.870	1:50.957	<b>1.087</b>
7	58	EASTELL / GEDDES	<b>1:03.474</b>	62	WRIGHT / BAILEY	<b>46.844</b>	7	37	MORPHET / REILLY	1:50.354	1:50.444	<b>0.090</b>
8	46	SAUNDERS / HODGSON	<b>1:04.051</b>	37	MORPHET / REILLY	<b>46.941</b>	8	73	GOODIER / BROWN	1:50.636	1:51.313	<b>0.677</b>
9	73	GOODIER / BROWN	<b>1:04.151</b>	46	SAUNDERS / HODGSON	<b>47.692</b>	9	46	SAUNDERS / HODGSON	1:51.743	1:53.164	<b>1.421</b>
10	19	DICKINSON / DICKINSON	<b>1:05.614</b>	361	QUIRK / SCHOFIELD	<b>48.153</b>	10	361	QUIRK / SCHOFIELD	1:54.114	1:54.114	<b>0.000</b>
11	361	QUIRK / SCHOFIELD	<b>1:05.961</b>	51	MCKAY / SZANEL	<b>48.224</b>	11	19	DICKINSON / DICKINSON	1:55.047	1:55.469	<b>0.422</b>
12	61	FORREST / McCAULAY	<b>1:06.160</b>	66	LUMLEY / MORALEE	<b>48.902</b>	12	51	MCKAY / SZANEL	1:55.084	1:55.084	<b>0.000</b>
13	51	MCKAY / SZANEL	<b>1:06.860</b>	117	POTTINGER / DODD	<b>48.912</b>	13	66	LUMLEY / MORALEE	1:56.348	1:56.378	<b>0.030</b>
14	66	LUMLEY / MORALEE	<b>1:07.446</b>	19	DICKINSON / DICKINSON	<b>49.433</b>	14	117	POTTINGER / DODD	1:56.574	1:56.574	<b>0.000</b>
15	117	POTTINGER / DODD	<b>1:07.662</b>	61	FORREST / McCAULAY	<b>52.785</b>	15	61	FORREST / McCAULAY	1:58.945	2:10.259	<b>11.314</b>
16	42	WARD / THOMAS	<b>1:10.969</b>	42	WARD / THOMAS	<b>54.872</b>	16	42	WARD / THOMAS	2:05.841	2:10.448	<b>4.607</b>
17	8	TAMPIN / TAYLOR	<b>1:17.469</b>	8	TAMPIN / TAYLOR	<b>55.390</b>	17	8	TAMPIN / TAYLOR	2:12.859	2:15.016	<b>2.157</b>

Weather / Track : Cloudy / Dry

Results can be found at [www.tsl-timing.com](http://www.tsl-timing.com)

Cadwell Park

Circuit Length = 2.1800 miles

Start: 09:45 Flag 09:52 End: 09:55

Printed - 09:55 Sunday, 08 August 2021

# International Sidecar Revival Meeting 2021

## RKB/BMCRC F1 & F2 Sidecars

### FREE PRACTICE - STATISTICS

**Competitors Started** 17  
**Planned Start** 2021-08-08 @ 09:56:00.000  
**Actual Start** 2021-08-08 @ 09:45:24.578  
**Finish Time** 2021-08-08 @ 09:52:30.346  
**Track Length** 2.1800mi.  
**Total Laps** 52  
**Total Distance Covered** 113.3609mi.

### Session Fastest Lap History

NO	CL	NAME	LAP TIME	TIME OF DAY	LAP	VEHICLE
27	F1	KIRBY / KIRBY	<b>1:58.741</b>	09:48:03.455	1	ARS Yamaha
62	F1	WRIGHT / BAILEY	<b>1:55.425</b>	09:48:03.684	1	RYDE Yamaha
8	F2	FENWICK / MARTIN	<b>1:55.031</b>	09:48:03.931	1	Shelbourne YAMAHA
88	F1	NICOL / GIBBON	<b>1:55.004</b>	09:48:05.815	1	LCR F1
37	F2	MORPHET / REILLY	<b>1:53.739</b>	09:48:09.243	1	LCR SUZUKI
8	F2	FENWICK / MARTIN	<b>1:46.840</b>	09:49:50.772	2	Shelbourne YAMAHA
8	F2	FENWICK / MARTIN	<b>1:44.506</b>	09:51:35.278	3	Shelbourne YAMAHA

### Flag History

TYPE	TIME OF DAY
GREEN	09:45:24.578
FINISH	09:52:30.346

### Flag Statistics

TYPE	COUNT	TOTAL LAPS	TOTAL TIME
Green	1	4	10:05.055
Red	0	0	0.000
Safety Car	0	0	0.000
FCY	0	0	0.000

Weather / Track : Cloudy / Dry

# International Sidecar Revival Meeting 2021

## RKB/BMCRC F1 & F2 Sidecars

### FREE PRACTICE - STATISTICS

CLASS : F1

8 Starters

#### Fastest Lap History

NO	NAME	LAP TIME	TIME OF DAY	LAP	VEHICLE
27	KIRBY / KIRBY	1:58.741	09:48:03.455	1	ARS Yamaha
62	WRIGHT / BAILEY	1:55.425	09:48:03.684	1	RYDE Yamaha
88	NICOL / GIBBON	1:55.004	09:48:05.815	1	LCR F1
27	KIRBY / KIRBY	1:50.460	09:49:53.915	2	ARS Yamaha
88	NICOL / GIBBON	1:48.771	09:49:54.585	2	LCR F1
88	NICOL / GIBBON	1:48.362	09:51:42.946	3	LCR F1
7	GRAY / WHEELER	1:46.091	09:52:04.420	3	Yamaha
88	NICOL / GIBBON	1:44.754	09:53:27.703	4	LCR F1
27	KIRBY / KIRBY	1:44.710	09:53:28.319	4	ARS Yamaha

Weather / Track : Cloudy / Dry

Results can be found at [www.tsl-timing.com](http://www.tsl-timing.com)

Page 2 of 3

Cadwell Park  
Circuit Length = 2.1800 miles  
Start: 09:45 Flag 09:52 End: 09:55

Printed - 09:56 Sunday, 08 August 2021

# International Sidecar Revival Meeting 2021

## RKB/BMCRC F1 & F2 Sidecars

### FREE PRACTICE - STATISTICS

CLASS : F2

9 Starters

#### Fastest Lap History

NO	NAME	LAP TIME	TIME OF DAY	LAP	VEHICLE
8	FENWICK / MARTIN	1:55.031	09:48:03.931	1	Shelbourne YAMAHA
37	MORPHET / REILLY	1:53.739	09:48:09.243	1	LCR SUZUKI
8	FENWICK / MARTIN	1:46.840	09:49:50.772	2	Shelbourne YAMAHA
8	FENWICK / MARTIN	1:44.506	09:51:35.278	3	Shelbourne YAMAHA



### International Sidecar Revival Meeting 2021

### RKB/BMCRC F1 & F2 Sidecars

### RACE 6 - CLASSIFICATION

POS	NO	CL	PIC NAME	ENTRY	LAPS	TIME	GAP	DIFF	MPH	BEST	ON
1	88	F1	1 NICOL / GIBBON	LCR F1 - B&D Roofing, BN Designs Bodyshop, Stev	8	14:47.663			70.73	1:48.730	8
2	7	F1	2 GRAY / WHEELER	Yamaha -	8	14:53.757	6.094	6.094	70.24	1:47.115	5
3	62	F1	3 WRIGHT / BAILEY	RYDE Yamaha - Stainless Steel Designs Ltd.	8	14:57.740	10.077	3.983	69.93	1:49.262	4
4	89	F2	1 HAUXWELL / TAYLOR	- Vinyls4U DMH tyres	8	14:58.002	10.339	0.262	69.91	1:50.249	7
5	117*	F1	4 POTTINGER / DODD	LCR Yamaha - GB Precision Eng/Opal Fabrication	8	14:59.204	11.541	1.202	69.82	1:47.656	5
6	27	F1	5 KIRBY / KIRBY	ARS Yamaha - KRT	8	15:04.232	16.569	5.028	69.43	1:51.741	6
7	37	F2	2 MORPHET / REILLY	LCR SUZUKI -	8	15:07.041	19.378	2.809	69.21	1:50.598	5
8	22	F2	3 PEARSON / PARKER	LCR SUZUKI -	8	15:13.204	25.541	6.163	68.75	1:50.100	5
9	73	F2	4 GOODIER / BROWN	LCR F2 - Rowtec Ltd	8	15:34.354	46.691	21.150	67.19	1:52.845	3
10	46	F2	5 SAUNDERS / HODGSON	MS Racing HONDA -	8	15:35.783	48.120	1.429	67.09	1:53.930	2
11	95	F2	6 REMNANT / TILLEY	2002 LUMLEY -	8	15:47.387	59.724	11.604	66.27	1:50.339	7
12	61	F1	6 FORREST / McCAULAY	Yamaha - Tweedvale Motorcycles	8	15:52.396	1:04.733	5.009	65.92	1:56.319	4
13	51	F2	7 MCKAY / SZANEL	Baker F2 - Mizar Ltd	8	16:09.332	1:21.669	16.936	64.77	1:56.541	7
14	361	F2	8 QUIRK / SCHOFIELD	Ireson SUZUKI -	8	16:09.423	1:21.760	0.091	64.76	1:56.638	8
15	121	F1	7 LAWRENCE / HUGHES	LCR Yamaha - Highfield Transport, JHM autos	8	16:10.330	1:22.667	0.907	64.70	1:56.031	8
16	66	F2	9 LUMLEY / MORALEE	Lumley KAWASAKI - Lumley Engineering Ltd	8	16:10.436	1:22.773	0.106	64.69	1:56.702	7
17	48	F2	10 BERRY / O'NEILL	D&D Windle SUZUKI - Cutting Hedge Racing.	8	16:15.659	1:27.996	5.223	64.35	1:58.311	7
18	120	F2	11 THOMAS / THOMAS	Ireson HONDA - Alford Windows	8	16:46.894	1:59.231	31.235	62.35	2:01.165	4
19	67	F1	8 JEFFREY / FIELD	Windle F1 - MJP racing	7	14:57.509	1 Lap	1 Lap	61.20	2:05.063	4
20	19	F1	9 MACBRIDE / THOMPSON	LCR Suzuki - Nick Webb	7	16:07.622	1 Lap	1:10.113	56.77	2:14.731	2

#### NOT CLASSIFIED

DNF	167	F2	PETTMAN / SMITH	Windle 600 YAMAHA - Wintec Racing	5	10:41.232	3 Laps	2 Laps	61.19	2:04.266	5
DNF	38	F2	MOSS / MOSS	Shelbourne YAMAHA R6 - LifeSafety Motorsport - C	5	11:05.702	3 Laps	24.470	58.94	2:10.597	4
DNF	8	F1	TAMPIN / TAYLOR	Honda - myself	4	8:52.629	4 Laps	1 Lap	58.93	2:10.629	4
DNF	119	F2	DICKINSON / DICKINSON	Baker SUZUKI - LD Engineering	3	5:48.578	5 Laps	1 Lap	67.54	1:53.496	2
DNF	58	F2	EASTELL / GEDDES	Shelbourne YAMAHA - Lee Eastell Engineering sen	2	3:56.965	6 Laps	1 Lap	66.23	1:52.818	2
DNF	18	F2	FENWICK / KNAPTON	Shelbourne YAMAHA -	2	3:58.441	6 Laps	1.476	65.82	1:54.107	2
DNF	42	F1	WARD / THOMAS	BMR F1 - ALDE	2	4:05.783	6 Laps	7.342	63.86	1:56.929	2

#### FASTEST LAP

7	F1	GRAY / WHEELER	Yamaha -	5	1:47.115	73.26 mph	117.91 kph
22	F2	PEARSON / PARKER	LCR SUZUKI -	5	1:50.100	71.28 mph	114.71 kph

\* No. 117 - 10 second penalty - jump start  
 Class F1 - 92.5% of Race Speed = 65.42 mph  
 Class F2 - 92.5% of Race Speed = 64.66 mph

Weather / Track : Sunny / Drying

These results are provisional until the conclusion of any judicial and technical matters.

Cadwell Park: 2.1800 miles

Race Distance: 8 Laps / 17.44 miles

Start: 13:38 Flag 13:53 End: 13:55

Clerk Of Course :	Stewards :	Timekeeper : Craig Smith
-------------------	------------	--------------------------

Results can be found at [www.tsl-timing.com](http://www.tsl-timing.com)

Printed - 13:55 Sunday, 08 August 2021



# International Sidecar Revival Meeting 2021

## RKB/BMCRC F1 & F2 Sidecars

### RACE 6 - LAP CHART

#### LAP 1 @ 13:40:19.715

NO	BEHIND	LAP TIME
88		1:55.309
27	1.082	1:56.391
73	1.523	1:56.832
62	1.768	1:57.077
89	4.601	1:59.910
119	5.695	2:01.004
117	6.067	2:01.376
7	6.383	2:01.692
37	7.206	2:02.515
95	7.794	2:03.103
58	8.838	2:04.147
18	9.025	2:04.334
46	9.303	2:04.612
121	10.769	2:06.078
22	11.613	2:06.922
66	12.414	2:07.723
42	13.545	2:08.854
61	14.552	2:09.861
361	19.822	2:15.131
48	20.051	2:15.360
8	22.366	2:17.675
67	25.095	2:20.404
38	25.243	2:20.552
51	25.469	2:20.778
167	25.984	2:21.293
120	27.799	2:23.108
19	29.574	2:24.883

#### LAP 2 @ 13:42:10.184

NO	BEHIND	LAP TIME
88		1:50.469
62	1.838	1:50.539
27	4.195	1:53.582
89	5.272	1:51.140
117	6.311	1:50.713
73	7.206	1:56.152
7	7.426	1:51.512
119	8.722	1:53.496
37	9.114	1:52.377
95	10.074	1:52.749
58	11.187	1:52.818
18	12.663	1:54.107
46	12.764	1:53.930
22	13.689	1:52.545
121	19.670	1:59.370
42	20.005	1:56.929
66	20.508	1:58.563
61	21.416	1:57.333
48	29.904	2:00.322
361	31.301	2:01.948
51	36.486	2:01.486
167	40.617	2:05.102
67	44.045	2:09.419
8	44.793	2:12.896
120	45.098	2:07.768
38	46.517	2:11.743
19	53.836	2:14.731

#### LAP 3 @ 13:43:59.823

NO	BEHIND	LAP TIME
88		1:49.639

62	2.103	1:49.904
27	6.606	1:52.050
89	7.262	1:51.629
117	7.355	1:50.683
7	8.049	1:50.262
73	10.412	1:52.845
95	12.689	1:52.254
37	12.814	1:53.339
119	13.161	1:54.078
22	16.989	1:52.939
46	17.321	1:54.196
61	28.695	1:56.918
66	30.691	1:59.822
121	34.578	2:04.547
48	40.934	2:00.669
361	41.843	2:00.181
51	44.868	1:58.021
167	55.564	2:04.586
67	59.951	2:05.545
120	1:01.379	2:05.920
8	1:06.583	2:11.429
38	1:08.539	2:11.661
19	1:20.833	2:16.636

#### LAP 4 @ 13:45:50.001

NO	BEHIND	LAP TIME
88		1:50.178
62	1.187	1:49.262
117	5.568	1:48.391
7	7.296	1:49.425
27	8.730	1:52.302
89	9.108	1:52.024
37	13.815	1:51.179
73	15.417	1:55.183
46	21.450	1:54.307
22	22.145	1:55.334
61	34.836	1:56.319
121	47.615	2:03.215
66	51.468	2:10.955
48	52.256	2:01.500
361	53.045	2:01.380
51	53.146	1:58.456
95	54.998	2:32.487
167	1:11.371	2:05.985
120	1:12.366	2:01.165
67	1:14.836	2:05.063
8	1:27.034	2:10.629
38	1:28.958	2:10.597
19	1:46.461	2:15.806

#### LAP 5 @ 13:47:41.178

NO	BEHIND	LAP TIME
88		1:51.177
62	0.811	1:50.801
117	2.047	1:47.656
7	3.234	1:47.115
89	8.551	1:50.620
27	9.802	1:52.249
37	13.236	1:50.598
73	19.512	1:55.272
22	21.068	1:50.100
46	25.253	1:54.980
61	40.868	1:57.209
121	59.013	2:02.575

66	59.199	1:58.908
95	59.251	1:55.430
51	59.878	1:57.909
361	1:00.526	1:58.658
48	1:01.927	2:00.848
120	1:23.613	2:02.424
167	1:24.460	2:04.266
67	1:28.729	2:05.070
38	1:48.930	2:11.149

#### LAP 6 @ 13:49:32.712

NO	BEHIND	LAP TIME
88		1:51.534
117	1.341	1:50.828
7	2.285	1:50.585
62	3.433	1:54.156
89	7.476	1:50.459
27	10.009	1:51.741
37	13.568	1:51.866
22	21.417	1:51.883
19	1 Lap	2:19.313
73	26.514	1:58.536
46	30.254	1:56.535
61	47.216	1:57.882
95	58.094	1:50.377
66	1:06.535	1:58.870
51	1:07.442	1:59.098
361	1:07.761	1:58.769
121	1:09.860	2:02.381
48	1:10.358	1:59.965
120	1:33.514	2:01.435
67	1:42.959	2:05.764

#### LAP 7 @ 13:51:23.339

NO	BEHIND	LAP TIME
88		1:50.627
117	0.899	1:50.185
7	4.067	1:52.409
62	5.359	1:52.553
89	7.098	1:50.249
27	11.960	1:52.578
37	15.636	1:52.695
22	22.520	1:51.730
73	36.994	2:01.107
46	38.537	1:58.910
19	1 Lap	2:19.213
61	55.267	1:58.678
95	57.806	1:50.339
66	1:12.610	1:56.702
51	1:13.356	1:56.541
361	1:13.852	1:56.718
121	1:15.366	1:56.133
48	1:18.042	1:58.311
120	1:45.356	2:02.469

#### LAP 8 @ 13:53:12.069

NO	BEHIND	LAP TIME
88		1:48.730
117	1.541	1:49.372
7	6.094	1:50.757
67	1 Lap	2:06.244
62	10.077	1:53.448
89	10.339	1:51.971

27	16.569	1:53.339
37	19.378	1:52.472
22	25.541	1:51.751
73	46.691	1:58.427
46	48.120	1:58.313
95	59.724	1:50.648
61	1:04.733	1:58.196
19	1 Lap	2:17.040
51	1:21.669	1:57.043
361	1:21.760	1:56.638
121	1:22.667	1:56.031
66	1:22.773	1:58.893
48	1:27.996	1:58.684
120	1:59.231	2:02.605

Weather / Track : Sunny / Drying

Results can be found at [www.tsl-timing.com](http://www.tsl-timing.com)

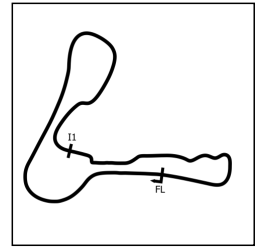
Cadwell Park  
Circuit Length = 2.1800 miles  
Start: 13:38 Flag 13:53 End: 13:55

Printed - 13:55 Sunday, 08 August 2021

# International Sidecar Revival Meeting 2021

## RKB/BMCRC F1 & F2 Sidecars

### RACE 6 - SECTOR ANALYSIS



SECTOR 1 = FL to I1, SECTOR 2 = I1 to FL, DIFF = Difference To Personal Best Lap, P = Crossed Finish Line in Pit Lane, D = Time Disallowed

<b>P1</b>	<b>88 F1</b>	<b>NICOL / GIBBON</b>	LCR F1 - B&D Roofing, BN Designs Bodyshop, Steve Webster			
IDEAL LAP TIME : 1:48.730		BEST LAP TIME : 1:48.730		DIFFERENCE : 0.000		

LAP	SECTOR 1	SECTOR 2	LAP TIME	MPH	DIFF	TIME OF DAY
1 -		46.967	1:55.309	68.06	6.579	13:40:19.715
2 -	1:03.433	47.036	1:50.469	71.04	1.739	13:42:10.184
3 -	1:02.867	46.772	1:49.639 (2)	71.58	0.909	13:43:59.823
4 -	1:02.914	47.264	1:50.178 (3)	71.23	1.448	13:45:50.001
5 -	1:03.533	47.644	1:51.177	70.59	2.447	13:47:41.178
6 -	1:04.381	47.153	1:51.534	70.36	2.804	13:49:32.712
7 -	1:03.937	46.690	1:50.627	70.94	1.897	13:51:23.339
<b>8 -</b>	<b>1:02.149</b>	<b>46.581</b>	<b>1:48.730 (1)</b>	<b>72.17</b>		<b>13:53:12.069</b>

<b>P2</b>	<b>7 F1</b>	<b>GRAY / WHEELER</b>	Yamaha -			
IDEAL LAP TIME : 1:47.115		BEST LAP TIME : 1:47.115		DIFFERENCE : 0.000		

LAP	SECTOR 1	SECTOR 2	LAP TIME	MPH	DIFF	TIME OF DAY
1 -		49.108	2:01.692	64.49	14.577	13:40:26.098
2 -	1:03.163	48.349	1:51.512	70.37	4.397	13:42:17.610
3 -	1:03.169	47.093	1:50.262 (3)	71.17	3.147	13:44:07.872
4 -	1:02.663	46.762	1:49.425 (2)	71.72	2.310	13:45:57.297
<b>5 -</b>	<b>1:00.818</b>	<b>46.297</b>	<b>1:47.115 (1)</b>	<b>73.26</b>		<b>13:47:44.412</b>
6 -	1:02.762	47.823	1:50.585	70.96	3.470	13:49:34.997
7 -	1:05.449	46.960	1:52.409	69.81	5.294	13:51:27.406
8 -	1:02.721	48.036	1:50.757	70.85	3.642	13:53:18.163

<b>P3</b>	<b>62 F1</b>	<b>WRIGHT / BAILEY</b>	RYDE Yamaha - Stainless Steel Designs Ltd.			
IDEAL LAP TIME : 1:49.174		BEST LAP TIME : 1:49.262		DIFFERENCE : 0.088		

LAP	SECTOR 1	SECTOR 2	LAP TIME	MPH	DIFF	TIME OF DAY
1 -		46.777	1:57.077	67.03	7.815	13:40:21.483
2 -	1:03.611	46.928	1:50.539 (3)	70.99	1.277	13:42:12.022
3 -	1:03.682	46.222	1:49.904 (2)	71.40	0.642	13:44:01.926
<b>4 -</b>	<b>1:03.243</b>	<b>46.019</b>	<b>1:49.262 (1)</b>	<b>71.82</b>		<b>13:45:51.188</b>
5 -	<b>1:03.155</b>	47.646	1:50.801	70.83	1.539	13:47:41.989
6 -	1:04.578	49.578	1:54.156	68.74	4.894	13:49:36.145
7 -	1:04.849	47.704	1:52.553	69.72	3.291	13:51:28.698
8 -	1:05.417	48.031	1:53.448	69.17	4.186	13:53:22.146

<b>P4</b>	<b>89 F2</b>	<b>HAUXWELL / TAYLOR</b>	- Vinyls4U DMH tyres			
IDEAL LAP TIME : 1:50.148		BEST LAP TIME : 1:50.249		DIFFERENCE : 0.101		

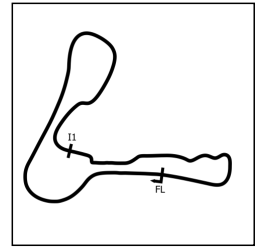
LAP	SECTOR 1	SECTOR 2	LAP TIME	MPH	DIFF	TIME OF DAY
1 -		48.199	1:59.910	65.44	9.661	13:40:24.316
2 -	1:03.807	47.333	1:51.140	70.61	0.891	13:42:15.456
3 -	1:04.007	47.622	1:51.629	70.30	1.380	13:44:07.085
4 -	1:04.671	47.353	1:52.024	70.05	1.775	13:45:59.109
5 -	1:03.478	47.142	1:50.620 (3)	70.94	0.371	13:47:49.729
6 -	<b>1:03.012</b>	47.447	1:50.459 (2)	71.04	0.210	13:49:40.188
<b>7 -</b>	1:03.113	<b>47.136</b>	<b>1:50.249 (1)</b>	<b>71.18</b>		<b>13:51:30.437</b>
8 -	1:04.080	47.891	1:51.971	70.09	1.722	13:53:22.408



# International Sidecar Revival Meeting 2021

## RKB/BMCRC F1 & F2 Sidecars

### RACE 6 - SECTOR ANALYSIS



SECTOR 1 = FL to I1, SECTOR 2 = I1 to FL, DIFF = Difference To Personal Best Lap, P = Crossed Finish Line in Pit Lane, D = Time Disallowed

<b>P5</b>	<b>117 F1</b>	<b>POTTINGER / DODD</b>	LCR Yamaha - GB Precision Eng/Opal Fabrication			
IDEAL LAP TIME : 1:47.656		BEST LAP TIME : 1:47.656	DIFFERENCE : 0.000			

LAP	SECTOR 1	SECTOR 2	LAP TIME	MPH	DIFF	TIME OF DAY
1 -		49.040	2:01.376	64.65	13.720	13:40:25.782
2 -	1:02.966	47.747	1:50.713	70.88	3.057	13:42:16.495
3 -	1:03.082	47.601	1:50.683	70.90	3.027	13:44:07.178
4 -	1:01.784	46.607	1:48.391 (2)	72.40	0.735	13:45:55.569
<b>5 -</b>	<b>1:01.145</b>	<b>46.511</b>	<b>1:47.656 (1)</b>	<b>72.89</b>		<b>13:47:43.225</b>
6 -	1:03.520	47.308	1:50.828	70.81	3.172	13:49:34.053
7 -	1:02.938	47.247	1:50.185	71.22	2.529	13:51:24.238
8 -	1:02.129	47.243	1:49.372 (3)	71.75	1.716	13:53:13.610

<b>P6</b>	<b>27 F1</b>	<b>KIRBY / KIRBY</b>	ARS Yamaha - KRT			
IDEAL LAP TIME : 1:50.513		BEST LAP TIME : 1:51.741	DIFFERENCE : 1.228			

LAP	SECTOR 1	SECTOR 2	LAP TIME	MPH	DIFF	TIME OF DAY
1 -		47.155	1:56.391	67.42	4.650	13:40:20.797
2 -	1:06.057	47.525	1:53.582	69.09	1.841	13:42:14.379
3 -	1:04.554	47.496	1:52.050 (2)	70.04	0.309	13:44:06.429
4 -	1:04.809	47.493	1:52.302	69.88	0.561	13:45:58.731
5 -	1:05.186	47.063	1:52.249 (3)	69.91	0.508	13:47:50.980
<b>6 -</b>	<b>1:04.987</b>	<b>46.754</b>	<b>1:51.741 (1)</b>	<b>70.23</b>		<b>13:49:42.721</b>
7 -	<b>1:03.759</b>	48.819	1:52.578	69.71	0.837	13:51:35.299
8 -	1:05.309	48.030	1:53.339	69.24	1.598	13:53:28.638

<b>P7</b>	<b>37 F2</b>	<b>MORPHET / REILLY</b>	LCR SUZUKI -			
IDEAL LAP TIME : 1:50.598		BEST LAP TIME : 1:50.598	DIFFERENCE : 0.000			

LAP	SECTOR 1	SECTOR 2	LAP TIME	MPH	DIFF	TIME OF DAY
1 -		49.431	2:02.515	64.05	11.917	13:40:26.921
2 -	1:04.182	48.195	1:52.377	69.83	1.779	13:42:19.298
3 -	1:05.012	48.327	1:53.339	69.24	2.741	13:44:12.637
4 -	1:03.578	47.601	1:51.179 (2)	70.58	0.581	13:46:03.816
<b>5 -</b>	<b>1:03.211</b>	<b>47.387</b>	<b>1:50.598 (1)</b>	<b>70.96</b>		<b>13:47:54.414</b>
6 -	1:04.162	47.704	1:51.866 (3)	70.15	1.268	13:49:46.280
7 -	1:03.996	48.699	1:52.695	69.63	2.097	13:51:38.975
8 -	1:04.175	48.297	1:52.472	69.77	1.874	13:53:31.447

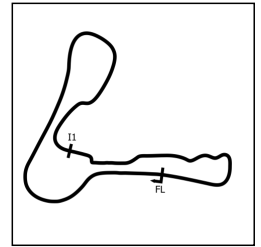
<b>P8</b>	<b>22 F2</b>	<b>PEARSON / PARKER</b>	LCR SUZUKI -			
IDEAL LAP TIME : 1:50.100		BEST LAP TIME : 1:50.100	DIFFERENCE : 0.000			

LAP	SECTOR 1	SECTOR 2	LAP TIME	MPH	DIFF	TIME OF DAY
1 -		49.745	2:06.922	61.83	16.822	13:40:31.328
2 -	1:05.067	47.478	1:52.545	69.73	2.445	13:42:23.873
3 -	1:05.125	47.814	1:52.939	69.48	2.839	13:44:16.812
4 -	1:08.076	47.258	1:55.334	68.04	5.234	13:46:12.146
<b>5 -</b>	<b>1:03.769</b>	<b>46.331</b>	<b>1:50.100 (1)</b>	<b>71.28</b>		<b>13:48:02.246</b>
6 -	1:04.451	47.432	1:51.883	70.14	1.783	13:49:54.129
7 -	1:04.428	47.302	1:51.730 (2)	70.24	1.630	13:51:45.859
8 -	1:04.641	47.110	1:51.751 (3)	70.22	1.651	13:53:37.610

# International Sidecar Revival Meeting 2021

## RKB/BMCRC F1 & F2 Sidecars

### RACE 6 - SECTOR ANALYSIS



SECTOR 1 = FL to I1, SECTOR 2 = I1 to FL, DIFF = Difference To Personal Best Lap, P = Crossed Finish Line in Pit Lane, D = Time Disallowed

P9 73 F2 GOODIER / BROWN		LCR F2 - Rowtec Ltd				
IDEAL LAP TIME : 1:52.441		BEST LAP TIME : 1:52.845		DIFFERENCE : 0.404		
LAP	SECTOR 1	SECTOR 2	LAP TIME	MPH	DIFF	TIME OF DAY
1 -		<b>47.051</b>	1:56.832	67.17	3.987	13:40:21.238
2 -	1:07.210	48.942	1:56.152	67.56	3.307	13:42:17.390
3 -	<b>1:05.390</b>	47.455	<b>1:52.845 (1)</b>	<b>69.54</b>		<b>13:44:10.235</b>
4 -	1:07.121	48.062	1:55.183 (2)	68.13	2.338	13:46:05.418
5 -	1:07.095	48.177	1:55.272 (3)	68.08	2.427	13:48:00.690
6 -	1:07.966	50.570	1:58.536	66.20	5.691	13:49:59.226
7 -	1:07.640	53.467	2:01.107	64.80	8.262	13:52:00.333
8 -	1:08.797	49.630	1:58.427	66.26	5.582	13:53:58.760

P10 46 F2 SAUNDERS / HODGSON		MS Racing HONDA -				
IDEAL LAP TIME : 1:53.375		BEST LAP TIME : 1:53.930		DIFFERENCE : 0.555		
LAP	SECTOR 1	SECTOR 2	LAP TIME	MPH	DIFF	TIME OF DAY
1 -		48.675	2:04.612	62.97	10.682	13:40:29.018
2 -	<b>1:04.857</b>	49.073	<b>1:53.930 (1)</b>	<b>68.88</b>		<b>13:42:22.948</b>
3 -	1:05.289	48.907	1:54.196 (2)	68.72	0.266	13:44:17.144
4 -	1:05.789	<b>48.518</b>	1:54.307 (3)	68.65	0.377	13:46:11.451
5 -	1:06.054	48.926	1:54.980	68.25	1.050	13:48:06.431
6 -	1:06.434	50.101	1:56.535	67.34	2.605	13:50:02.966
7 -	1:08.709	50.201	1:58.910	66.00	4.980	13:52:01.876
8 -	1:08.647	49.666	1:58.313	66.33	4.383	13:54:00.189

P11 95 F2 REMNANT / TILLEY		2002 LUMLEY -				
IDEAL LAP TIME : 1:50.140		BEST LAP TIME : 1:50.339		DIFFERENCE : 0.199		
LAP	SECTOR 1	SECTOR 2	LAP TIME	MPH	DIFF	TIME OF DAY
1 -		49.202	2:03.103	63.75	12.764	13:40:27.509
2 -	1:03.958	48.791	1:52.749	69.60	2.410	13:42:20.258
3 -	1:03.738	48.516	1:52.254	69.91	1.915	13:44:12.512
4 -	1:07.169	1:25.318	2:32.487	51.46	42.148	13:46:44.999
5 -	1:04.676	50.754	1:55.430	67.98	5.091	13:48:40.429
6 -	<b>1:02.655</b>	47.722	1:50.377 (2)	71.10	0.038	13:50:30.806
7 -	1:02.681	47.658	<b>1:50.339 (1)</b>	<b>71.12</b>		<b>13:52:21.145</b>
8 -	1:03.163	<b>47.485</b>	1:50.648 (3)	70.92	0.309	13:54:11.793

P12 61 F1 FORREST / McCAULAY		Yamaha - Tweedvale Motorcycles				
IDEAL LAP TIME : 1:55.291		BEST LAP TIME : 1:56.319		DIFFERENCE : 1.028		
LAP	SECTOR 1	SECTOR 2	LAP TIME	MPH	DIFF	TIME OF DAY
1 -		49.799	2:09.861	60.43	13.542	13:40:34.267
2 -	1:06.496	50.837	1:57.333	66.88	1.014	13:42:31.600
3 -	1:07.858	<b>49.060</b>	1:56.918 (2)	67.12	0.599	13:44:28.518
4 -	<b>1:06.231</b>	50.088	<b>1:56.319 (1)</b>	<b>67.47</b>		<b>13:46:24.837</b>
5 -	1:07.285	49.924	1:57.209 (3)	66.95	0.890	13:48:22.046
6 -	1:08.554	49.328	1:57.882	66.57	1.563	13:50:19.928
7 -	1:08.025	50.653	1:58.678	66.12	2.359	13:52:18.606
8 -	1:08.326	49.870	1:58.196	66.39	1.877	13:54:16.802

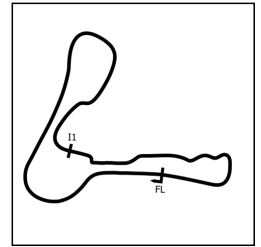
Weather / Track : Sunny / Drying

Cadwell Park  
Circuit Length = 2.1800 miles  
Start: 13:38 Flag 13:53 End: 13:55

# International Sidecar Revival Meeting 2021

## RKB/BMCRC F1 & F2 Sidecars

### RACE 6 - SECTOR ANALYSIS



SECTOR 1 = FL to I1, SECTOR 2 = I1 to FL, DIFF = Difference To Personal Best Lap, P = Crossed Finish Line in Pit Lane, D = Time Disallowed

P13 51 F2		MCKAY / SZANEL		Baker F2 - Mizar Ltd			
IDEAL LAP TIME : 1:56.252		BEST LAP TIME : 1:56.541		DIFFERENCE : 0.289			
LAP	SECTOR 1	SECTOR 2	LAP TIME	MPH	DIFF	TIME OF DAY	
1 -		53.573	2:20.778	55.74	24.237	13:40:45.184	
2 -	1:12.276	<b>49.210</b>	2:01.486	64.60	4.945	13:42:46.670	
3 -	1:08.318	49.703	1:58.021	66.49	1.480	13:44:44.691	
4 -	1:07.241	51.215	1:58.456	66.25	1.915	13:46:43.147	
5 -	1:07.137	50.772	1:57.909 (3)	66.56	1.368	13:48:41.056	
6 -	1:08.357	50.741	1:59.098	65.89	2.557	13:50:40.154	
7 -	1:07.304	49.237	<b>1:56.541 (1)</b>	<b>67.34</b>		<b>13:52:36.695</b>	
8 -	<b>1:07.042</b>	50.001	1:57.043 (2)	67.05	0.502	13:54:33.738	

P14 361 F2		QUIRK / SCHOFIELD		Ireson SUZUKI -			
IDEAL LAP TIME : 1:55.907		BEST LAP TIME : 1:56.638		DIFFERENCE : 0.731			
LAP	SECTOR 1	SECTOR 2	LAP TIME	MPH	DIFF	TIME OF DAY	
1 -		52.624	2:15.131	58.07	18.493	13:40:39.537	
2 -	1:10.900	51.048	2:01.948	64.35	5.310	13:42:41.485	
3 -	1:08.613	51.568	2:00.181	65.30	3.543	13:44:41.666	
4 -	1:09.893	51.487	2:01.380	64.65	4.742	13:46:43.046	
5 -	1:08.467	50.191	1:58.658 (3)	66.14	2.020	13:48:41.704	
6 -	1:08.839	49.930	1:58.769	66.07	2.131	13:50:40.473	
7 -	1:07.780	<b>48.938</b>	1:56.718 (2)	67.23	0.080	13:52:37.191	
8 -	<b>1:06.969</b>	49.669	<b>1:56.638 (1)</b>	<b>67.28</b>		<b>13:54:33.829</b>	

P15 121 F1		LAWRENCE / HUGHES		LCR Yamaha - Highfield Transport, JHM autos			
IDEAL LAP TIME : 1:55.057		BEST LAP TIME : 1:56.031		DIFFERENCE : 0.974			
LAP	SECTOR 1	SECTOR 2	LAP TIME	MPH	DIFF	TIME OF DAY	
1 -		49.537	2:06.078	62.24	10.047	13:40:30.484	
2 -	1:08.451	50.919	1:59.370 (3)	65.74	3.339	13:42:29.854	
3 -	1:13.791	50.756	2:04.547	63.01	8.516	13:44:34.401	
4 -	1:11.363	51.852	2:03.215	63.69	7.184	13:46:37.616	
5 -	1:09.756	52.819	2:02.575	64.02	6.544	13:48:40.191	
6 -	1:10.821	51.560	2:02.381	64.12	6.350	13:50:42.572	
7 -	1:07.711	<b>48.422</b>	1:56.133 (2)	67.57	0.102	13:52:38.705	
8 -	<b>1:06.635</b>	49.396	<b>1:56.031 (1)</b>	<b>67.63</b>		<b>13:54:34.736</b>	

P16 66 F2		LUMLEY / MORALEE		Lumley KAWASAKI - Lumley Engineering Ltd			
IDEAL LAP TIME : 1:56.558		BEST LAP TIME : 1:56.702		DIFFERENCE : 0.144			
LAP	SECTOR 1	SECTOR 2	LAP TIME	MPH	DIFF	TIME OF DAY	
1 -		<b>49.569</b>	2:07.723	61.44	11.021	13:40:32.129	
2 -	1:07.701	50.862	1:58.563 (2)	66.19	1.861	13:42:30.692	
3 -	1:09.728	50.094	1:59.822	65.49	3.120	13:44:30.514	
4 -	1:07.137	1:03.818	2:10.955	59.92	14.253	13:46:41.469	
5 -	1:07.822	51.086	1:58.908	66.00	2.206	13:48:40.377	
6 -	1:07.696	51.174	1:58.870 (3)	66.02	2.168	13:50:39.247	
7 -	<b>1:06.989</b>	49.713	<b>1:56.702 (1)</b>	<b>67.24</b>		<b>13:52:35.949</b>	
8 -	1:09.012	49.881	1:58.893	66.00	2.191	13:54:34.842	

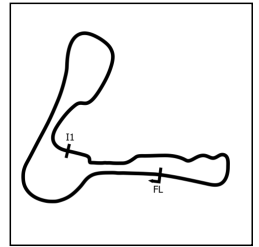
Weather / Track : Sunny / Drying

Cadwell Park  
Circuit Length = 2.1800 miles  
Start: 13:38 Flag 13:53 End: 13:55

# International Sidecar Revival Meeting 2021

## RKB/BMCRC F1 & F2 Sidecars

### RACE 6 - SECTOR ANALYSIS



SECTOR 1 = FL to I1, SECTOR 2 = I1 to FL, DIFF = Difference To Personal Best Lap, P = Crossed Finish Line in Pit Lane, D = Time Disallowed

P17 48 F2		BERRY / O'NEILL		D&D Windle SUZUKI - Cutting Hedge Racing.			
IDEAL LAP TIME : 1:58.280		BEST LAP TIME : 1:58.311		DIFFERENCE : 0.031			
LAP	SECTOR 1	SECTOR 2	LAP TIME	MPH	DIFF	TIME OF DAY	
1 -		52.317	2:15.360	57.97	17.049	13:40:39.766	
2 -	1:09.787	50.535	2:00.322	65.22	2.011	13:42:40.088	
3 -	1:09.369	51.300	2:00.669	65.03	2.358	13:44:40.757	
4 -	1:10.511	50.989	2:01.500	64.59	3.189	13:46:42.257	
5 -	1:10.267	50.581	2:00.848	64.94	2.537	13:48:43.105	
6 -	1:08.795	51.170	1:59.965 (3)	65.41	1.654	13:50:43.070	
7 -	1:08.225	<b>50.086</b>	<b>1:58.311 (1)</b>	<b>66.33</b>		<b>13:52:41.381</b>	
8 -	<b>1:08.194</b>	50.490	1:58.684 (2)	66.12	0.373	13:54:40.065	

P18 120 F2		THOMAS / THOMAS		Ireson HONDA - Alford Windows			
IDEAL LAP TIME : 2:01.165		BEST LAP TIME : 2:01.165		DIFFERENCE : 0.000			
LAP	SECTOR 1	SECTOR 2	LAP TIME	MPH	DIFF	TIME OF DAY	
1 -		53.688	2:23.108	54.83	21.943	13:40:47.514	
2 -	1:13.616	54.152	2:07.768	61.42	6.603	13:42:55.282	
3 -	1:13.910	52.010	2:05.920	62.32	4.755	13:45:01.202	
4 -	<b>1:09.861</b>	<b>51.304</b>	<b>2:01.165 (1)</b>	<b>64.77</b>		<b>13:47:02.367</b>	
5 -	1:10.544	51.880	2:02.424 (3)	64.10	1.259	13:49:04.791	
6 -	1:09.909	51.526	2:01.435 (2)	64.62	0.270	13:51:06.226	
7 -	1:10.360	52.109	2:02.469	64.08	1.304	13:53:08.695	
8 -	1:11.182	51.423	2:02.605	64.01	1.440	13:55:11.300	

P19 67 F1		JEFFREY / FIELD		Windle F1 - MJP racing			
IDEAL LAP TIME : 2:04.428		BEST LAP TIME : 2:05.063		DIFFERENCE : 0.635			
LAP	SECTOR 1	SECTOR 2	LAP TIME	MPH	DIFF	TIME OF DAY	
1 -		54.052	2:20.404	55.89	15.341	13:40:44.810	
2 -	1:15.297	54.122	2:09.419	60.64	4.356	13:42:54.229	
3 -	1:14.478	51.067	2:05.545 (3)	62.51	0.482	13:44:59.774	
4 -	1:14.034	51.029	<b>2:05.063 (1)</b>	<b>62.75</b>		<b>13:47:04.837</b>	
5 -	1:14.541	<b>50.529</b>	2:05.070 (2)	62.74	0.007	13:49:09.907	
6 -	<b>1:13.899</b>	51.865	2:05.764	62.40	0.701	13:51:15.671	
7 -	1:15.580	50.664	2:06.244	62.16	1.181	13:53:21.915	

P20 19 F1		MACBRIDE / THOMPSON		LCR Suzuki - Nick Webb			
IDEAL LAP TIME : 2:14.160		BEST LAP TIME : 2:14.731		DIFFERENCE : 0.571			
LAP	SECTOR 1	SECTOR 2	LAP TIME	MPH	DIFF	TIME OF DAY	
1 -		<b>55.929</b>	2:24.883	54.16	10.152	13:40:49.289	
2 -	<b>1:18.231</b>	56.500	<b>2:14.731 (1)</b>	<b>58.24</b>		<b>13:43:04.020</b>	
3 -	1:19.410	57.226	2:16.636 (3)	57.43	1.905	13:45:20.656	
4 -	1:18.997	56.809	2:15.806 (2)	57.78	1.075	13:47:36.462	
5 -	1:21.756	57.557	2:19.313	56.33	4.582	13:49:55.775	
6 -	1:19.294	59.919	2:19.213	56.37	4.482	13:52:14.988	
7 -	1:20.013	57.027	2:17.040	57.26	2.309	13:54:32.028	

P21 167 F2		PETTMAN / SMITH		Windle 600 YAMAHA - Wintec Racing			
IDEAL LAP TIME : 2:02.600		BEST LAP TIME : 2:04.266		DIFFERENCE : 1.666			
LAP	SECTOR 1	SECTOR 2	LAP TIME	MPH	DIFF	TIME OF DAY	
1 -		53.899	2:21.293	55.54	17.027	13:40:45.699	
2 -	1:13.534	<b>51.568</b>	2:05.102 (3)	62.73	0.836	13:42:50.801	
3 -	1:11.621	52.965	2:04.586 (2)	62.99	0.320	13:44:55.387	
4 -	1:12.547	53.438	2:05.985	62.29	1.719	13:47:01.372	
5 -	<b>1:11.032</b>	53.234	<b>2:04.266 (1)</b>	<b>63.15</b>		<b>13:49:05.638</b>	

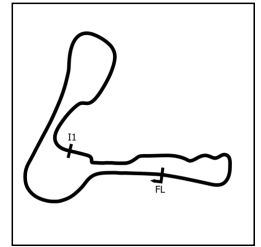
Weather / Track : Sunny / Drying

Cadwell Park  
Circuit Length = 2.1800 miles  
Start: 13:38 Flag 13:53 End: 13:55

# International Sidecar Revival Meeting 2021

## RKB/BMCRC F1 & F2 Sidecars

### RACE 6 - SECTOR ANALYSIS



SECTOR 1 = FL to I1, SECTOR 2 = I1 to FL, DIFF = Difference To Personal Best Lap, P = Crossed Finish Line in Pit Lane, D = Time Disallowed

LAP	SECTOR 1	SECTOR 2	LAP TIME	MPH	DIFF	TIME OF DAY
<b>P22 38 F2 MOSS / MOSS</b> Shelbourne YAMAHA R6 - LifeSafety Motorsport - CharlieMossI						
IDEAL LAP TIME : 2:09.453		BEST LAP TIME : 2:10.597		DIFFERENCE : 1.144		
1 -		<b>54.526</b>	2:20.552	55.83	9.955	13:40:44.958
2 -	1:16.409	55.334	2:11.743	59.57	1.146	13:42:56.701
3 -	1:16.941	54.720	2:11.661 (3)	59.60	1.064	13:45:08.362
4 -	1:15.803	54.794	<b>2:10.597 (1)</b>	<b>60.09</b>		<b>13:47:18.959</b>
5 -	1:15.421	55.728	2:11.149 (2)	59.84	0.552	13:49:30.108
<b>P23 8 F1 TAMPIN / TAYLOR</b> Honda - myself						
IDEAL LAP TIME : 2:09.023		BEST LAP TIME : 2:10.629		DIFFERENCE : 1.606		
1 -		<b>53.851</b>	2:17.675	57.00	7.046	13:40:42.081
2 -	1:17.469	55.427	2:12.896 (3)	59.05	2.267	13:42:54.977
3 -	1:16.261	55.168	2:11.429 (2)	59.71	0.800	13:45:06.406
4 -	<b>1:15.172</b>	55.457	<b>2:10.629 (1)</b>	<b>60.07</b>		<b>13:47:17.035</b>
<b>P24 119 F2 DICKINSON / DICKINSON</b> Baker SUZUKI - LD Engineering						
IDEAL LAP TIME : 1:53.204		BEST LAP TIME : 1:53.496		DIFFERENCE : 0.292		
1 -		48.910	2:01.004 (3)	64.85	7.508	13:40:25.410
2 -	1:05.100	<b>48.396</b>	<b>1:53.496 (1)</b>	<b>69.14</b>		<b>13:42:18.906</b>
3 -	<b>1:04.808</b>	49.270	1:54.078 (2)	68.79	0.582	13:44:12.984
<b>P25 58 F2 EASTELL / GEDDES</b> Shelbourne YAMAHA - Lee Eastell Engineering services ltd						
IDEAL LAP TIME : 1:52.818		BEST LAP TIME : 1:52.818		DIFFERENCE : 0.000		
1 -		50.113	2:04.147 (2)	63.21	11.329	13:40:28.553
2 -	<b>1:03.885</b>	<b>48.933</b>	<b>1:52.818 (1)</b>	<b>69.56</b>		<b>13:42:21.371</b>
<b>P26 18 F2 FENWICK / KNAPTON</b> Shelbourne YAMAHA -						
IDEAL LAP TIME : 1:54.107		BEST LAP TIME : 1:54.107		DIFFERENCE : 0.000		
1 -		49.799	2:04.334 (2)	63.12	10.227	13:40:28.740
2 -	<b>1:04.550</b>	<b>49.557</b>	<b>1:54.107 (1)</b>	<b>68.77</b>		<b>13:42:22.847</b>
<b>P27 42 F1 WARD / THOMAS</b> BMR F1 - ALDE						
IDEAL LAP TIME : 1:56.929		BEST LAP TIME : 1:56.929		DIFFERENCE : 0.000		
1 -		50.153	2:08.854 (2)	60.90	11.925	13:40:33.260
2 -	<b>1:06.866</b>	<b>50.063</b>	<b>1:56.929 (1)</b>	<b>67.11</b>		<b>13:42:30.189</b>

# International Sidecar Revival Meeting 2021

## RKB/BMCRC F1 & F2 Sidecars

### RACE 6 - BEST SECTORS

SECTOR 1			SECTOR 2			IDEAL / BEST COMPARISON						
POS	NO	NAME	TIME	NO	NAME	TIME	POS	NO	NAME	IDEAL	BEST	DIFF
									<b>PERFECT LAP</b>	<b>1:46.837</b>		
1	7	GRAY / WHEELER	<b>1:00.818</b>	62	WRIGHT / BAILEY	<b>46.019</b>	1	7	GRAY / WHEELER	1:47.115	1:47.115	<b>0.000</b>
2	117	POTTINGER / DODD	<b>1:01.145</b>	7	GRAY / WHEELER	<b>46.297</b>	2	117	POTTINGER / DODD	1:47.656	1:47.656	<b>0.000</b>
3	88	NICOL / GIBBON	<b>1:02.149</b>	22	PEARSON / PARKER	<b>46.331</b>	3	88	NICOL / GIBBON	1:48.730	1:48.730	<b>0.000</b>
4	95	REMNANT / TILLEY	<b>1:02.655</b>	117	POTTINGER / DODD	<b>46.511</b>	4	62	WRIGHT / BAILEY	1:49.174	1:49.262	<b>0.088</b>
5	89	HAUXWELL / TAYLOR	<b>1:03.012</b>	88	NICOL / GIBBON	<b>46.581</b>	5	22	PEARSON / PARKER	1:50.100	1:50.100	<b>0.000</b>
6	62	WRIGHT / BAILEY	<b>1:03.155</b>	27	KIRBY / KIRBY	<b>46.754</b>	6	95	REMNANT / TILLEY	1:50.140	1:50.339	<b>0.199</b>
7	37	MORPHET / REILLY	<b>1:03.211</b>	73	GOODIER / BROWN	<b>47.051</b>	7	89	HAUXWELL / TAYLOR	1:50.148	1:50.249	<b>0.101</b>
8	27	KIRBY / KIRBY	<b>1:03.759</b>	89	HAUXWELL / TAYLOR	<b>47.136</b>	8	27	KIRBY / KIRBY	1:50.513	1:51.741	<b>1.228</b>
9	22	PEARSON / PARKER	<b>1:03.769</b>	37	MORPHET / REILLY	<b>47.387</b>	9	37	MORPHET / REILLY	1:50.598	1:50.598	<b>0.000</b>
10	58	EASTELL / GEDDES	<b>1:03.885</b>	95	REMNANT / TILLEY	<b>47.485</b>	10	73	GOODIER / BROWN	1:52.441	1:52.845	<b>0.404</b>
11	18	FENWICK / KNAPTON	<b>1:04.550</b>	119	DICKINSON / DICKINSON	<b>48.396</b>	11	58	EASTELL / GEDDES	1:52.818	1:52.818	<b>0.000</b>
12	119	DICKINSON / DICKINSON	<b>1:04.808</b>	121	LAWRENCE / HUGHES	<b>48.422</b>	12	119	DICKINSON / DICKINSON	1:53.204	1:53.496	<b>0.292</b>
13	46	SAUNDERS / HODGSON	<b>1:04.857</b>	46	SAUNDERS / HODGSON	<b>48.518</b>	13	46	SAUNDERS / HODGSON	1:53.375	1:53.930	<b>0.555</b>
14	73	GOODIER / BROWN	<b>1:05.390</b>	58	EASTELL / GEDDES	<b>48.933</b>	14	18	FENWICK / KNAPTON	1:54.107	1:54.107	<b>0.000</b>
15	61	FORREST / McCAULAY	<b>1:06.231</b>	361	QUIRK / SCHOFIELD	<b>48.938</b>	15	121	LAWRENCE / HUGHES	1:55.057	1:56.031	<b>0.974</b>
16	121	LAWRENCE / HUGHES	<b>1:06.635</b>	61	FORREST / McCAULAY	<b>49.060</b>	16	61	FORREST / McCAULAY	1:55.291	1:56.319	<b>1.028</b>
17	42	WARD / THOMAS	<b>1:06.866</b>	51	MCKAY / SZANEL	<b>49.210</b>	17	361	QUIRK / SCHOFIELD	1:55.907	1:56.638	<b>0.731</b>
18	361	QUIRK / SCHOFIELD	<b>1:06.969</b>	18	FENWICK / KNAPTON	<b>49.557</b>	18	51	MCKAY / SZANEL	1:56.252	1:56.541	<b>0.289</b>
19	66	LUMLEY / MORALEE	<b>1:06.989</b>	66	LUMLEY / MORALEE	<b>49.569</b>	19	66	LUMLEY / MORALEE	1:56.558	1:56.702	<b>0.144</b>
20	51	MCKAY / SZANEL	<b>1:07.042</b>	42	WARD / THOMAS	<b>50.063</b>	20	42	WARD / THOMAS	1:56.929	1:56.929	<b>0.000</b>
21	48	BERRY / O'NEILL	<b>1:08.194</b>	48	BERRY / O'NEILL	<b>50.086</b>	21	48	BERRY / O'NEILL	1:58.280	1:58.311	<b>0.031</b>
22	120	THOMAS / THOMAS	<b>1:09.861</b>	67	JEFFREY / FIELD	<b>50.529</b>	22	120	THOMAS / THOMAS	2:01.165	2:01.165	<b>0.000</b>
23	167	PETTMAN / SMITH	<b>1:11.032</b>	120	THOMAS / THOMAS	<b>51.304</b>	23	167	PETTMAN / SMITH	2:02.600	2:04.266	<b>1.666</b>
24	67	JEFFREY / FIELD	<b>1:13.899</b>	167	PETTMAN / SMITH	<b>51.568</b>	24	67	JEFFREY / FIELD	2:04.428	2:05.063	<b>0.635</b>
25	38	MOSS / MOSS	<b>1:14.927</b>	8	TAMPIN / TAYLOR	<b>53.851</b>	25	8	TAMPIN / TAYLOR	2:09.023	2:10.629	<b>1.606</b>
26	8	TAMPIN / TAYLOR	<b>1:15.172</b>	38	MOSS / MOSS	<b>54.526</b>	26	38	MOSS / MOSS	2:09.453	2:10.597	<b>1.144</b>
27	19	MACBRIDE / THOMPSON	<b>1:18.231</b>	19	MACBRIDE / THOMPSON	<b>55.929</b>	27	19	MACBRIDE / THOMPSON	2:14.160	2:14.731	<b>0.571</b>

Weather / Track : Sunny / Drying

Results can be found at [www.tsl-timing.com](http://www.tsl-timing.com)

Cadwell Park

Circuit Length = 2.1800 miles

Start: 13:38 Flag 13:53 End: 13:55

Printed - 13:55 Sunday, 08 August 2021

# International Sidecar Revival Meeting 2021

## RKB/BMCRC F1 & F2 Sidecars

### RACE 6 - STATISTICS

**Competitors Started** 27  
**Planned Start** 2021-08-08 @ 12:39:00.000  
**Actual Start** 2021-08-08 @ 13:38:24.405  
**Finish Time** 2021-08-08 @ 13:53:12.068  
**Track Length** 2.1800mi.  
**Total Laps** 181  
**Total Distance Covered** 394.5833mi.

#### Session Fastest Lap History

NO	CL	NAME	LAP TIME	TIME OF DAY	LAP	VEHICLE
88	F1	NICOL / GIBBON	<b>1:55.309</b>	13:40:19.733	1	LCR F1
88	F1	NICOL / GIBBON	<b>1:50.469</b>	13:42:10.203	2	LCR F1
88	F1	NICOL / GIBBON	<b>1:49.639</b>	13:43:59.843	3	LCR F1
62	F1	WRIGHT / BAILEY	<b>1:49.262</b>	13:45:51.202	4	RYDE Yamaha
117	F1	POTTINGER / DODD	<b>1:48.391</b>	13:45:55.582	4	LCR Yamaha
117	F1	POTTINGER / DODD	<b>1:47.656</b>	13:47:43.238	5	LCR Yamaha
7	F1	GRAY / WHEELER	<b>1:47.115</b>	13:47:44.433	5	Yamaha

#### Session Leader History

NO	CL	NAME	FROM LAP	LAPS LED	DISTANCE	VEHICLE
88	F1	NICOL / GIBBON	1	8	17.44 miles	LCR F1

#### Flag History

TYPE	TIME OF DAY
GREEN	13:38:24.405
FINISH	13:53:12.068

#### Flag Statistics

TYPE	COUNT	TOTAL LAPS	TOTAL TIME
Green	1	8	16:51.936
Red	0	0	0.000
Safety Car	0	0	0.000
FCY	0	0	0.000

Weather / Track : Sunny / Drying

# International Sidecar Revival Meeting 2021

## RKB/BMCRC F1 & F2 Sidecars

### RACE 6 - STATISTICS

CLASS : F1

11 Starters

#### Fastest Lap History

NO	NAME	LAP TIME	TIME OF DAY	LAP	VEHICLE
88	NICOL / GIBBON	1:55.309	13:40:19.733	1	LCR F1
88	NICOL / GIBBON	1:50.469	13:42:10.203	2	LCR F1
88	NICOL / GIBBON	1:49.639	13:43:59.843	3	LCR F1
62	WRIGHT / BAILEY	1:49.262	13:45:51.202	4	RYDE Yamaha
117	POTTINGER / DODD	1:48.391	13:45:55.582	4	LCR Yamaha
117	POTTINGER / DODD	1:47.656	13:47:43.238	5	LCR Yamaha
7	GRAY / WHEELER	1:47.115	13:47:44.433	5	Yamaha

#### Leader History

NO	NAME	FROM LAP	LAPS LED	DISTANCE	VEHICLE
88	NICOL / GIBBON	1	8	17.44 miles	LCR F1



# International Sidecar Revival Meeting 2021

## RKB/BMCRC F1 & F2 Sidecars

### RACE 6 - STATISTICS

CLASS : F2

16 Starters

#### Fastest Lap History

NO	NAME	LAP TIME	TIME OF DAY	LAP	VEHICLE
73	GOODIER / BROWN	1:56.832	13:40:21.256	1	LCR F2
89	HAUXWELL / TAYLOR	1:51.140	13:42:15.475	2	
89	HAUXWELL / TAYLOR	1:50.620	13:47:49.748	5	
37	MORPHET / REILLY	1:50.598	13:47:54.452	5	LCR SUZUKI
22	PEARSON / PARKER	1:50.100	13:48:02.266	5	LCR SUZUKI

#### Leader History

NO	NAME	FROM LAP	LAPS LED	DISTANCE	VEHICLE
73	GOODIER / BROWN	1	1	2.18 miles	LCR F2
89	HAUXWELL / TAYLOR	2	7	15.26 miles	

Weather / Track : Sunny / Drying

Results can be found at [www.tsl-timing.com](http://www.tsl-timing.com)

Page 3 of 3

Cadwell Park  
Circuit Length = 2.1800 miles  
Start: 13:38 Flag 13:53 End: 13:55

Printed - 13:55 Sunday, 08 August 2021

### International Sidecar Revival Meeting 2021

### RKB/BMCRC F1 & F2 Sidecars

### RACE 15 - GRID (6 Laps)

ROW 17	33	<b>136</b> EDWARDS / EDWARDS	34	<b>235</b> DELAMARRE / BUCKLAND
ROW 16	31	<b>30</b> JAMES / JAMES	32	<b>44</b> KING / SIGSWORTH
ROW 15	29	<b>17</b> THOMAS / NIX	30	<b>25</b> GIBSON / GIBSON
ROW 14	27	<b>19</b> 2:14.731 MACBRIDE / THOMPSON	28	<b>6</b> GRISTWOOD / CRACKNALL
ROW 13	25	<b>38</b> 2:10.597 MOSS / MOSS	26	<b>8</b> 2:10.629 TAMPIN / TAYLOR
ROW 12	23	<b>167</b> 2:04.266 PETTMAN / SMITH	24	<b>67</b> 2:05.063 JEFFREY / FIELD
ROW 11	21	<b>48</b> 1:58.311 BERRY / O'NEILL	22	<b>120</b> 2:01.165 THOMAS / THOMAS
ROW 10	19	<b>66</b> 1:56.702 LUMLEY / MORALEE	20	<b>42</b> 1:56.929 WARD / THOMAS
ROW 9	17	<b>51</b> 1:56.541 MCKAY / SZANEL	18	<b>361</b> 1:56.638 QUIRK / SCHOFIELD
ROW 8	15	<b>121</b> 1:56.031 LAWRENCE / HUGHES	16	<b>61</b> 1:56.319 FORREST / McCAULAY
ROW 7	13	<b>46</b> 1:53.930 SAUNDERS / HODGSON	14	<b>18</b> 1:54.107 FENWICK / KNAPTON
ROW 6	11	<b>73</b> 1:52.845 GOODIER / BROWN	12	<b>119</b> 1:53.496 DICKINSON / DICKINSON
ROW 5	9	<b>27</b> 1:51.741 KIRBY / KIRBY	10	<b>58</b> 1:52.818 EASTELL / GEDDES
ROW 4	7	<b>95</b> 1:50.339 REMNANT / TILLEY	8	<b>37</b> 1:50.598 MORPHET / REILLY
ROW 3	5	<b>22</b> 1:50.100 PEARSON / PARKER	6	<b>89</b> 1:50.249 HAUXWELL / TAYLOR
ROW 2	3	<b>88</b> 1:48.730 NICOL / GIBBON	4	<b>62</b> 1:49.262 WRIGHT / BAILEY
ROW 1	1	<b>7</b> 1:47.115 GRAY / WHEELER	2	<b>117</b> 1:47.656 POTTINGER / DODD
<b>Pole</b>				

Cadwell Park

Circuit Length = 2.1800 miles

These results are provisional until the conclusion of any judicial and technical matters.

Clerk Of Course :	Stewards :	Timekeeper : Craig Smith
-------------------	------------	--------------------------

Results can be found at [www.tsl-timing.com](http://www.tsl-timing.com)

Printed - 13:56 Sunday, 08 August 2021





### International Sidecar Revival Meeting 2021

### RKB/BMCRC F1 & F2 Sidecars

### RACE 15 - CLASSIFICATION

POS	NO	CL	PIC NAME	ENTRY	LAPS	TIME	GAP	DIFF	MPH	BEST	ON
1	62	F1	1 WRIGHT / BAILEY	RYDE Yamaha - Stainless Steel Designs Ltd.	3	5:54.958			66.32	1:55.982	2
2	73	F2	1 GOODIER / BROWN	LCR F2 - Rowtec Ltd	3	6:04.110	9.152	9.152	64.66	1:59.549	3
3	88	F1	2 NICOL / GIBBON	LCR F1 - B&D Roofing, BN Designs Bodyshop, Stev	3	6:10.380	15.422	6.270	63.56	1:59.020	3
4	27	F1	3 KIRBY / KIRBY	ARS Yamaha - KRT	3	6:12.262	17.304	1.882	63.24	2:00.145	3
5	89	F2	2 HAUXWELL / TAYLOR	- Vinyls4U DMH tyres	3	6:14.603	19.645	2.341	62.85	2:00.542	2
6	95	F2	3 REMNANT / TILLEY	2002 LUMLEY -	3	6:16.545	21.587	1.942	62.52	2:03.107	2
7	46	F2	4 SAUNDERS / HODGSON	MS Racing HONDA -	3	6:18.075	23.117	1.530	62.27	2:02.496	2
8	37	F2	5 MORPHET / REILLY	LCR SUZUKI -	3	6:23.108	28.150	5.033	61.45	2:04.965	2
9	51	F2	6 MCKAY / SZANEL	Baker F2 - Mizar Ltd	3	6:29.826	34.868	6.718	60.39	2:06.475	3
10	121	F1	4 LAWRENCE / HUGHES	LCR Yamaha - Highfield Transport, JHM autos	3	6:32.968	38.010	3.142	59.91	2:07.982	3
11	48	F2	7 BERRY / O'NEILL	D&D Windle SUZUKI - Cutting Hedge Racing.	3	6:33.533	38.575	0.565	59.82	2:07.515	2
12	361	F2	8 QUIRK / SCHOFIELD	Ireson SUZUKI -	3	6:34.860	39.902	1.327	59.62	2:07.772	3
13	120	F2	9 THOMAS / THOMAS	Ireson HONDA - Alford Windows	3	6:46.223	51.265	11.363	57.95	2:10.717	3
14	67	F1	5 JEFFREY / FIELD	Windle F1 - MJP racing	3	6:46.872	51.914	0.649	57.86	2:10.792	3
15	8	F1	6 TAMPIN / TAYLOR	Honda - myself	3	6:50.572	55.614	3.700	57.34	2:13.020	3

NOT CLASSIFIED

DNF	18	F2	FENWICK / KNAPTON	Shelbourne YAMAHA -	0						
-----	----	----	-------------------	---------------------	---	--	--	--	--	--	--

FASTEST LAP

62	F1	WRIGHT / BAILEY	RYDE Yamaha - Stainless Steel Designs Ltd.	2	1:55.982	67.66 mph	108.89 kph
73	F2	GOODIER / BROWN	LCR F2 - Rowtec Ltd	3	1:59.549	65.64 mph	105.64 kph

Class F1 - 92.5% of Race Speed = 61.34 mph

Class F2 - 92.5% of Race Speed = 59.81 mph

Cadwell Park: 2.1800 miles

Race Distance: 3 Laps / 6.54 miles

Start: 17:52 Flag 17:58 End: 17:59

Weather / Track : Rain / Wet

These results are provisional until the conclusion of any judicial and technical matters.

Clerk Of Course :	Stewards :	Timekeeper : Craig Smith
-------------------	------------	--------------------------

Results can be found at [www.tsl-timing.com](http://www.tsl-timing.com)

Printed - 18:00 Sunday, 08 August 2021



# International Sidecar Revival Meeting 2021

## RKB/BMCRC F1 & F2 Sidecars

### RACE 15 - LAP CHART

#### LAP 1 @ 17:54:59.436

NO	BEHIND	LAP TIME
62		2:00.977
73	2.314	2:03.291
95	7.110	2:08.087
88	9.619	2:10.596
27	10.038	2:11.015
46	11.065	2:12.042
89	11.169	2:12.146
37	11.936	2:12.913
121	14.343	2:15.320
51	14.889	2:15.866
48	16.883	2:17.860
361	17.221	2:18.198
120	21.416	2:22.393
8	22.076	2:23.053
67	22.584	2:23.561

#### LAP 2 @ 17:56:55.418

NO	BEHIND	LAP TIME
62		1:55.982
73	7.602	2:01.270
95	14.235	2:03.107
88	14.401	2:00.764
27	15.158	2:01.102
89	15.729	2:00.542
46	17.579	2:02.496
37	20.919	2:04.965
51	26.392	2:07.485
121	28.027	2:09.666
48	28.416	2:07.515
361	30.129	2:08.890
120	38.547	2:13.113
67	39.121	2:12.519
8	40.593	2:14.499

#### LAP 3 @ 17:58:53.417

NO	BEHIND	LAP TIME
62		1:57.999
73	9.152	1:59.549
88	15.422	1:59.020
27	17.304	2:00.145
89	19.645	2:01.915
95	21.587	2:05.351
46	23.117	2:03.537
37	28.150	2:05.230
51	34.868	2:06.475
121	38.010	2:07.982
48	38.575	2:08.158
361	39.902	2:07.772
120	51.265	2:10.717
67	51.914	2:10.792
8	55.614	2:13.020

Weather / Track : Rain / Wet

Results can be found at [www.tsl-timing.com](http://www.tsl-timing.com)

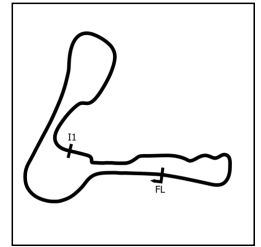
Cadwell Park  
Circuit Length = 2.1800 miles  
Start: 17:52 Flag 17:58 End: 17:59

Printed - 18:00 Sunday, 08 August 2021

# International Sidecar Revival Meeting 2021

## RKB/BMCRC F1 & F2 Sidecars

### RACE 15 - SECTOR ANALYSIS



SECTOR 1 = FL to I1, SECTOR 2 = I1 to FL, DIFF = Difference To Personal Best Lap, P = Crossed Finish Line in Pit Lane, D = Time Disallowed

<b>P1</b>	<b>62 F1</b>	<b>WRIGHT / BAILEY</b>	RYDE Yamaha - Stainless Steel Designs Ltd.			
IDEAL LAP TIME : 1:54.847		BEST LAP TIME : 1:55.982		DIFFERENCE : 1.135		
LAP	SECTOR 1	SECTOR 2	LAP TIME	MPH	DIFF	TIME OF DAY
1 -		<b>49.062</b>	2:00.977 (3)	64.87	4.995	17:54:59.436
2 -	<b>1:05.785</b>	50.197	<b>1:55.982 (1)</b>	<b>67.66</b>		<b>17:56:55.418</b>
3 -	1:06.882	51.117	1:57.999 (2)	66.50	2.017	17:58:53.417
<b>P2</b>	<b>73 F2</b>	<b>GOODIER / BROWN</b>	LCR F2 - Rowtec Ltd			
IDEAL LAP TIME : 1:58.743		BEST LAP TIME : 1:59.549		DIFFERENCE : 0.806		
LAP	SECTOR 1	SECTOR 2	LAP TIME	MPH	DIFF	TIME OF DAY
1 -		<b>49.769</b>	2:03.291 (3)	63.65	3.742	17:55:01.750
2 -	1:10.701	50.569	2:01.270 (2)	64.71	1.721	17:57:03.020
3 -	<b>1:08.974</b>	50.575	<b>1:59.549 (1)</b>	<b>65.64</b>		<b>17:59:02.569</b>
<b>P3</b>	<b>88 F1</b>	<b>NICOL / GIBBON</b>	LCR F1 - B&D Roofing, BN Designs Bodyshop, Steve Webster			
IDEAL LAP TIME : 1:59.020		BEST LAP TIME : 1:59.020		DIFFERENCE : 0.000		
LAP	SECTOR 1	SECTOR 2	LAP TIME	MPH	DIFF	TIME OF DAY
1 -		54.552	2:10.596 (3)	60.09	11.576	17:55:09.055
2 -	1:09.061	51.703	2:00.764 (2)	64.98	1.744	17:57:09.819
3 -	<b>1:08.017</b>	<b>51.003</b>	<b>1:59.020 (1)</b>	<b>65.93</b>		<b>17:59:08.839</b>
<b>P4</b>	<b>27 F1</b>	<b>KIRBY / KIRBY</b>	ARS Yamaha - KRT			
IDEAL LAP TIME : 1:59.336		BEST LAP TIME : 2:00.145		DIFFERENCE : 0.809		
LAP	SECTOR 1	SECTOR 2	LAP TIME	MPH	DIFF	TIME OF DAY
1 -		53.751	2:11.015 (3)	59.90	10.870	17:55:09.474
2 -	<b>1:08.881</b>	52.221	2:01.102 (2)	64.80	0.957	17:57:10.576
3 -	1:09.690	<b>50.455</b>	<b>2:00.145 (1)</b>	<b>65.32</b>		<b>17:59:10.721</b>
<b>P5</b>	<b>89 F2</b>	<b>HAUXWELL / TAYLOR</b>	- Vinyls4U DMH tyres			
IDEAL LAP TIME : 2:00.542		BEST LAP TIME : 2:00.542		DIFFERENCE : 0.000		
LAP	SECTOR 1	SECTOR 2	LAP TIME	MPH	DIFF	TIME OF DAY
1 -		55.284	2:12.146 (3)	59.38	11.604	17:55:10.605
2 -	<b>1:08.676</b>	<b>51.866</b>	<b>2:00.542 (1)</b>	<b>65.10</b>		<b>17:57:11.147</b>
3 -	1:09.943	51.972	2:01.915 (2)	64.37	1.373	17:59:13.062
<b>P6</b>	<b>95 F2</b>	<b>REMNANT / TILLEY</b>	2002 LUMLEY -			
IDEAL LAP TIME : 2:02.024		BEST LAP TIME : 2:03.107		DIFFERENCE : 1.083		
LAP	SECTOR 1	SECTOR 2	LAP TIME	MPH	DIFF	TIME OF DAY
1 -		<b>52.218</b>	2:08.087 (3)	61.27	4.980	17:55:06.546
2 -	<b>1:09.806</b>	53.301	<b>2:03.107 (1)</b>	<b>63.74</b>		<b>17:57:09.653</b>
3 -	1:11.564	53.787	2:05.351 (2)	62.60	2.244	17:59:15.004
<b>P7</b>	<b>46 F2</b>	<b>SAUNDERS / HODGSON</b>	MS Racing HONDA -			
IDEAL LAP TIME : 2:02.496		BEST LAP TIME : 2:02.496		DIFFERENCE : 0.000		
LAP	SECTOR 1	SECTOR 2	LAP TIME	MPH	DIFF	TIME OF DAY
1 -		54.481	2:12.042 (3)	59.43	9.546	17:55:10.501
2 -	<b>1:09.858</b>	<b>52.638</b>	<b>2:02.496 (1)</b>	<b>64.06</b>		<b>17:57:12.997</b>
3 -	1:10.345	53.192	2:03.537 (2)	63.52	1.041	17:59:16.534
<b>P8</b>	<b>37 F2</b>	<b>MORPHET / REILLY</b>	LCR SUZUKI -			
IDEAL LAP TIME : 2:04.767		BEST LAP TIME : 2:04.965		DIFFERENCE : 0.198		
LAP	SECTOR 1	SECTOR 2	LAP TIME	MPH	DIFF	TIME OF DAY
1 -		54.305	2:12.913 (3)	59.04	7.948	17:55:11.372
2 -	<b>1:11.161</b>	53.804	<b>2:04.965 (1)</b>	<b>62.80</b>		<b>17:57:16.337</b>
3 -	1:11.624	<b>53.606</b>	2:05.230 (2)	62.66	0.265	17:59:21.567

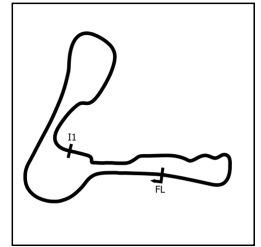
Weather / Track : Rain / Wet

Cadwell Park  
Circuit Length = 2.1800 miles  
Start: 17:52 Flag 17:58 End: 17:59

# International Sidecar Revival Meeting 2021

## RKB/BMCRC F1 & F2 Sidecars

### RACE 15 - SECTOR ANALYSIS



SECTOR 1 = FL to I1, SECTOR 2 = I1 to FL, DIFF = Difference To Personal Best Lap, P = Crossed Finish Line in Pit Lane, D = Time Disallowed

<b>P9</b>	<b>51 F2</b>	<b>MCKAY / SZANEL</b>	Baker F2 - Mizar Ltd			
IDEAL LAP TIME : 2:06.475		BEST LAP TIME : 2:06.475		DIFFERENCE : 0.000		
LAP	SECTOR 1	SECTOR 2	LAP TIME	MPH	DIFF	TIME OF DAY
1 -		54.853	2:15.866 (3)	57.76	9.391	17:55:14.325
2 -	1:13.223	54.262	2:07.485 (2)	61.56	1.010	17:57:21.810
3 -	<b>1:12.885</b>	<b>53.590</b>	<b>2:06.475 (1)</b>	<b>62.05</b>		<b>17:59:28.285</b>
<b>P10</b>	<b>121 F1</b>	<b>LAWRENCE / HUGHES</b>	LCR Yamaha - Highfield Transport, JHM autos			
IDEAL LAP TIME : 2:07.982		BEST LAP TIME : 2:07.982		DIFFERENCE : 0.000		
LAP	SECTOR 1	SECTOR 2	LAP TIME	MPH	DIFF	TIME OF DAY
1 -		54.702	2:15.320 (3)	57.99	7.338	17:55:13.779
2 -	1:15.321	54.345	2:09.666 (2)	60.52	1.684	17:57:23.445
3 -	<b>1:14.105</b>	<b>53.877</b>	<b>2:07.982 (1)</b>	<b>61.32</b>		<b>17:59:31.427</b>
<b>P11</b>	<b>48 F2</b>	<b>BERRY / O'NEILL</b>	D&D Windle SUZUKI - Cutting Hedge Racing.			
IDEAL LAP TIME : 2:07.469		BEST LAP TIME : 2:07.515		DIFFERENCE : 0.046		
LAP	SECTOR 1	SECTOR 2	LAP TIME	MPH	DIFF	TIME OF DAY
1 -		54.481	2:17.860 (3)	56.92	10.345	17:55:16.319
2 -	<b>1:13.889</b>	53.626	<b>2:07.515 (1)</b>	<b>61.54</b>		<b>17:57:23.834</b>
3 -	1:14.578	<b>53.580</b>	2:08.158 (2)	61.23	0.643	17:59:31.992
<b>P12</b>	<b>361 F2</b>	<b>QUIRK / SCHOFIELD</b>	Ireson SUZUKI -			
IDEAL LAP TIME : 2:07.772		BEST LAP TIME : 2:07.772		DIFFERENCE : 0.000		
LAP	SECTOR 1	SECTOR 2	LAP TIME	MPH	DIFF	TIME OF DAY
1 -		55.334	2:18.198 (3)	56.78	10.426	17:55:16.657
2 -	1:14.543	54.347	2:08.890 (2)	60.88	1.118	17:57:25.547
3 -	<b>1:13.710</b>	<b>54.062</b>	<b>2:07.772 (1)</b>	<b>61.42</b>		<b>17:59:33.319</b>
<b>P13</b>	<b>120 F2</b>	<b>THOMAS / THOMAS</b>	Ireson HONDA - Alford Windows			
IDEAL LAP TIME : 2:10.717		BEST LAP TIME : 2:10.717		DIFFERENCE : 0.000		
LAP	SECTOR 1	SECTOR 2	LAP TIME	MPH	DIFF	TIME OF DAY
1 -		56.513	2:22.393 (3)	55.11	11.676	17:55:20.852
2 -	1:17.272	55.841	2:13.113 (2)	58.95	2.396	17:57:33.965
3 -	<b>1:15.530</b>	<b>55.187</b>	<b>2:10.717 (1)</b>	<b>60.03</b>		<b>17:59:44.682</b>
<b>P14</b>	<b>67 F1</b>	<b>JEFFREY / FIELD</b>	Windle F1 - MJP racing			
IDEAL LAP TIME : 2:10.792		BEST LAP TIME : 2:10.792		DIFFERENCE : 0.000		
LAP	SECTOR 1	SECTOR 2	LAP TIME	MPH	DIFF	TIME OF DAY
1 -		56.675	2:23.561 (3)	54.66	12.769	17:55:22.020
2 -	1:17.207	55.312	2:12.519 (2)	59.22	1.727	17:57:34.539
3 -	<b>1:15.487</b>	<b>55.305</b>	<b>2:10.792 (1)</b>	<b>60.00</b>		<b>17:59:45.331</b>
<b>P15</b>	<b>8 F1</b>	<b>TAMPIN / TAYLOR</b>	Honda - myself			
IDEAL LAP TIME : 2:12.636		BEST LAP TIME : 2:13.020		DIFFERENCE : 0.384		
LAP	SECTOR 1	SECTOR 2	LAP TIME	MPH	DIFF	TIME OF DAY
1 -		<b>56.742</b>	2:23.053 (3)	54.86	10.033	17:55:21.512
2 -	1:17.473	57.026	2:14.499 (2)	58.35	1.479	17:57:36.011
3 -	<b>1:15.894</b>	57.126	<b>2:13.020 (1)</b>	<b>58.99</b>		<b>17:59:49.031</b>

Weather / Track : Rain / Wet

Cadwell Park  
Circuit Length = 2.1800 miles  
Start: 17:52 Flag 17:58 End: 17:59

# International Sidecar Revival Meeting 2021

## RKB/BMCRC F1 & F2 Sidecars

### RACE 15 - BEST SECTORS

SECTOR 1			SECTOR 2			IDEAL / BEST COMPARISON						
POS	NO	NAME	TIME	NO	NAME	TIME	POS	NO	NAME	IDEAL	BEST	DIFF
									<b>PERFECT LAP</b>	<b>1:54.847</b>		
1	62	WRIGHT / BAILEY	1:05.785	62	WRIGHT / BAILEY	49.062	1	62	WRIGHT / BAILEY	1:54.847	1:55.982	1.135
2	88	NICOL / GIBBON	1:08.017	73	GOODIER / BROWN	49.769	2	73	GOODIER / BROWN	1:58.743	1:59.549	0.806
3	89	HAUXWELL / TAYLOR	1:08.676	27	KIRBY / KIRBY	50.455	3	88	NICOL / GIBBON	1:59.020	1:59.020	0.000
4	27	KIRBY / KIRBY	1:08.881	88	NICOL / GIBBON	51.003	4	27	KIRBY / KIRBY	1:59.336	2:00.145	0.809
5	73	GOODIER / BROWN	1:08.974	89	HAUXWELL / TAYLOR	51.866	5	89	HAUXWELL / TAYLOR	2:00.542	2:00.542	0.000
6	95	REMNANT / TILLEY	1:09.806	95	REMNANT / TILLEY	52.218	6	95	REMNANT / TILLEY	2:02.024	2:03.107	1.083
7	46	SAUNDERS / HODGSON	1:09.858	46	SAUNDERS / HODGSON	52.638	7	46	SAUNDERS / HODGSON	2:02.496	2:02.496	0.000
8	37	MORPHET / REILLY	1:11.161	48	BERRY / O'NEILL	53.580	8	37	MORPHET / REILLY	2:04.767	2:04.965	0.198
9	51	MCKAY / SZANEL	1:12.885	51	MCKAY / SZANEL	53.590	9	51	MCKAY / SZANEL	2:06.475	2:06.475	0.000
10	361	QUIRK / SCHOFIELD	1:13.710	37	MORPHET / REILLY	53.606	10	48	BERRY / O'NEILL	2:07.469	2:07.515	0.046
11	48	BERRY / O'NEILL	1:13.889	121	LAWRENCE / HUGHES	53.877	11	361	QUIRK / SCHOFIELD	2:07.772	2:07.772	0.000
12	121	LAWRENCE / HUGHES	1:14.105	361	QUIRK / SCHOFIELD	54.062	12	121	LAWRENCE / HUGHES	2:07.982	2:07.982	0.000
13	67	JEFFREY / FIELD	1:15.487	120	THOMAS / THOMAS	55.187	13	120	THOMAS / THOMAS	2:10.717	2:10.717	0.000
14	120	THOMAS / THOMAS	1:15.530	67	JEFFREY / FIELD	55.305	14	67	JEFFREY / FIELD	2:10.792	2:10.792	0.000
15	8	TAMPIN / TAYLOR	1:15.894	8	TAMPIN / TAYLOR	56.742	15	8	TAMPIN / TAYLOR	2:12.636	2:13.020	0.384
16												

Weather / Track : Rain / Wet

Results can be found at [www.tsl-timing.com](http://www.tsl-timing.com)

Cadwell Park  
Circuit Length = 2.1800 miles  
Start: 17:52 Flag 17:58 End: 17:59

Printed - 18:00 Sunday, 08 August 2021

# International Sidecar Revival Meeting 2021

## RKB/BMCRC F1 & F2 Sidecars

### RACE 15 - STATISTICS

**Competitors Started** 16  
**Planned Start** 2021-08-08 @ 16:51:00.000  
**Actual Start** 2021-08-08 @ 17:52:58.458  
**Finish Time** 2021-08-08 @ 17:58:53.416  
**Track Length** 2.1800mi.  
**Total Laps** 45  
**Total Distance Covered** 98.1008mi.

#### Session Fastest Lap History

NO	CL	NAME	LAP TIME	TIME OF DAY	LAP	VEHICLE
62	F1	WRIGHT / BAILEY	<b>2:00.977</b>	17:54:59.452	1	RYDE Yamaha
62	F1	WRIGHT / BAILEY	<b>1:55.982</b>	17:56:55.433	2	RYDE Yamaha

#### Session Leader History

NO	CL	NAME	FROM LAP	LAPS LED	DISTANCE	VEHICLE
62	F1	WRIGHT / BAILEY	1	3	6.54 miles	RYDE Yamaha

#### Flag History

TYPE	TIME OF DAY
GREEN	17:52:58.458
FINISH	17:58:53.416

#### Flag Statistics

TYPE	COUNT	TOTAL LAPS	TOTAL TIME
Green	1	3	6:57.935
Red	0	0	0.000
Safety Car	0	0	0.000
FCY	0	0	0.000



# International Sidecar Revival Meeting 2021

## RKB/BMCRC F1 & F2 Sidecars

### RACE 15 - STATISTICS

**CLASS : F1**

**6 Starters**

#### Fastest Lap History

NO	NAME	LAP TIME	TIME OF DAY	LAP	VEHICLE
62	WRIGHT / BAILEY	2:00.977	17:54:59.452	1	RYDE Yamaha
62	WRIGHT / BAILEY	1:55.982	17:56:55.433	2	RYDE Yamaha

#### Leader History

NO	NAME	FROM LAP	LAPS LED	DISTANCE	VEHICLE
62	WRIGHT / BAILEY	1	3	6.54 miles	RYDE Yamaha

# International Sidecar Revival Meeting 2021

## RKB/BMCRC F1 & F2 Sidecars

### RACE 15 - STATISTICS

**CLASS : F2**

10 Starters

#### Fastest Lap History

NO	NAME	LAP TIME	TIME OF DAY	LAP	VEHICLE
73	GOODIER / BROWN	<b>2:03.291</b>	17:55:01.768	1	LCR F2
73	GOODIER / BROWN	<b>2:01.270</b>	17:57:03.039	2	LCR F2
89	HAUXWELL / TAYLOR	<b>2:00.542</b>	17:57:11.165	2	
73	GOODIER / BROWN	<b>1:59.549</b>	17:59:02.590	3	LCR F2

#### Leader History

NO	NAME	FROM LAP	LAPS LED	DISTANCE	VEHICLE
73	GOODIER / BROWN	1	3	6.54 miles	LCR F2

FORMULA SIDECAR RACING ASSOCIATION

[www.fsra.org.uk](http://www.fsra.org.uk)



# FSRA WINTEC PRE-INJECTION SIDECAR CHAMPIONSHIP

**Cadwell Park**

**7<sup>th</sup> / 8<sup>th</sup> August 2021**



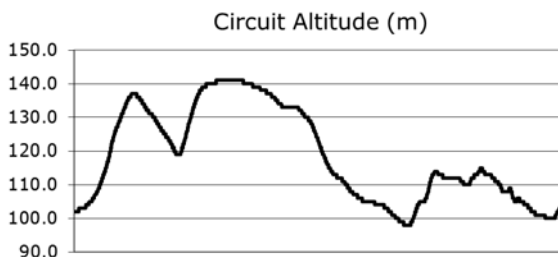
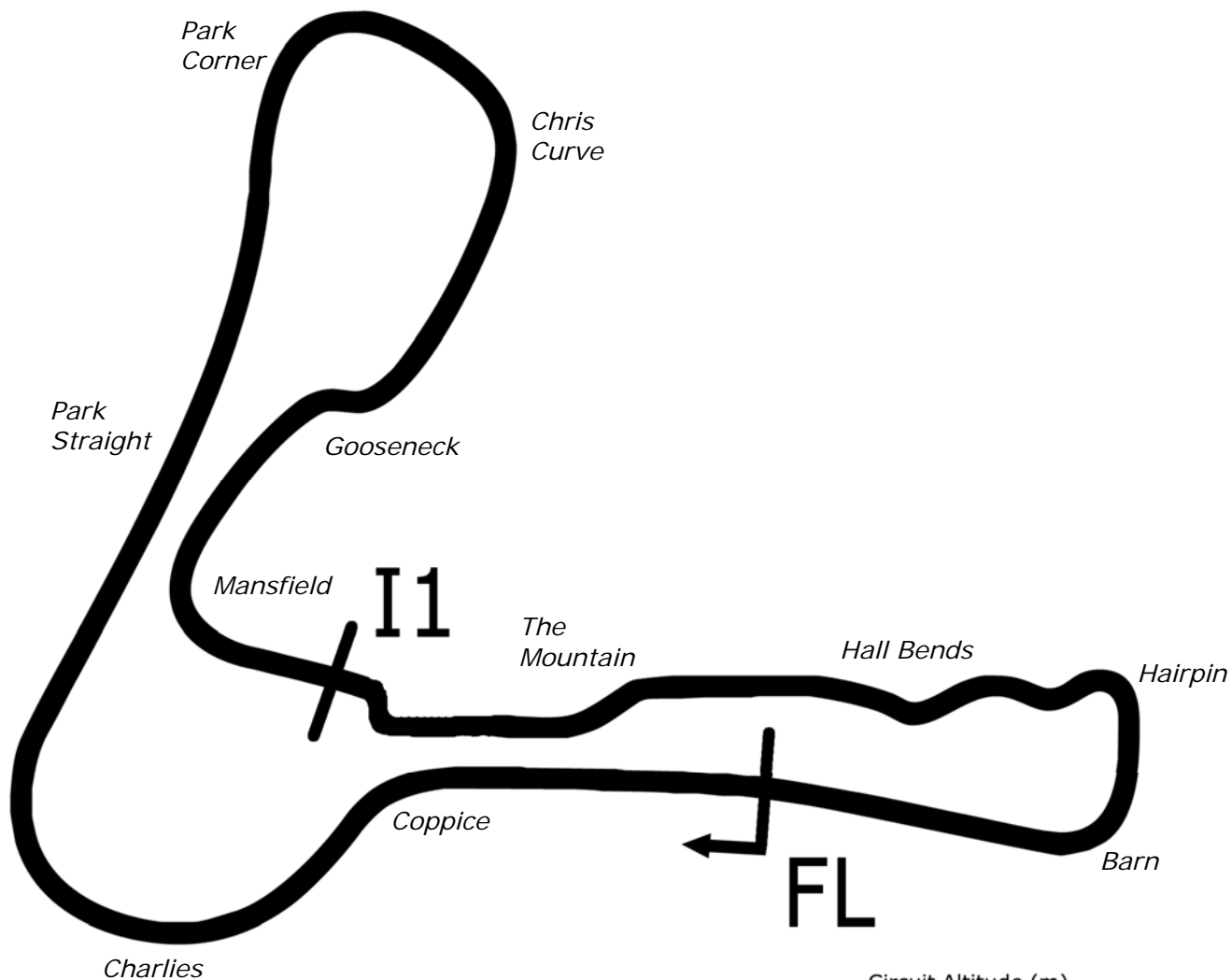
**SPORTS TIMING**

**TIMING SOLUTIONS LTD**

**Results Provided by Timing Solutions Ltd**

**[www.tsl-timing.com](http://www.tsl-timing.com)**

# Cadwell Park



Length	2.1800 miles	3508.4 m
FL		53.31024 N 0.05940 W
I1	2330m	53.30708 N 0.06270 W
Pit Entry	3472m	53.31103 N 0.05889 W
Pit Exit	0m after FL	53.31030 N 0.05940 W
Pit Entry-Pit Exit 92m, 6.6s @50kph, 5.5s @60kph		

All results available at [www.tsl-timing.com](http://www.tsl-timing.com)

# International Sidecar Revival Meeting 2021

## FSRA Wintec Pre-Injection Sidecars

### QUALIFYING - CLASSIFICATION

POS	NO	CL	PIC NAME	ENTRY	TIME	ON	LAPS	GAP	DIFF	MPH
1	10	F2	1 FISHER / STOKOE	Baker THUNDERCAT - Express Tyre Service Lockerbie	1:47.822	3	4			72.78
2	128	F1	1 HORTON / FORREST	- Wintec Racing	1:49.902	3	6	2.080	2.080	71.40
3	97	F2	2 DAWSON / HULME	Derbyshire YAMAHA FZR 600 - Dawson Classic Motors	1:52.216	3	4	4.394	2.314	69.93
4	58	F2	3 SAUNDERS / SAUNDERS	Ireson YAMAHA -	1:53.661	3	6	5.839	1.445	69.04
5	167	F2	4 PETTMAN / SAUNDERS	Windle 600 YAMAHA - Wintec Racing	1:59.525	3	6	11.703	5.864	65.66
6	188	F1	2 BEST / DAVIES	Wintec SUZUKI - WinTec	2:00.851	4	4	13.029	1.326	64.94
7	181	F1	3 TIBBLES / GREENWOOD	Yamaha FJ 1100 -	2:00.908	2	3	13.086	0.057	64.90
8	73	F1	4 CRAWFORD / BAXTER	Yamaha FJ 1200 -	2:01.602	4	4	13.780	0.694	64.53
9	125	F2	5 BINGHAM / HUDSON	Derbyshire HONDA - AB Paintworx	2:03.069	4	4	15.247	1.467	63.76
10	9	F1	5 FAIRHURST / CHILDS	Kawasaki ZX9R -	2:05.912	2	3	18.090	2.843	62.32
11	111	F2	6 GALLAGHER / SALLEH	Windle TZ350 -	2:07.569	2	3	19.747	1.657	61.52
12	187	F1	6 ALEXANDER / MASON	Broadstock YAMAHA FJR 1200 -	2:19.286	3	4	31.464	11.717	56.34
13	11	F1	7 COX / SHARPE	-	2:22.352	5	5	34.530	3.066	55.13
14	88	F1	8 STEPHENSON / GILROY	Baker SUZUKI -	2:32.816	2	3	44.994	10.464	51.35
15	22	F2	7 PEARSON / PEARSON	Windle YAMAHA -			0			
16	967	F2	8 HODGSON / DAWKINS	Shelbourne HONDA 600 -			0			

Weather / Track : Cloudy / Dry

These results are provisional until the conclusion of any judicial and technical matters.

Cadwell Park

Circuit Length = 2.1800 miles

Start: 09:53 Flag 10:05 End: 10:07

Clerk Of Course :

Stewards :

Timekeeper : Craig Smith

Results can be found at [www.tsl-timing.com](http://www.tsl-timing.com)

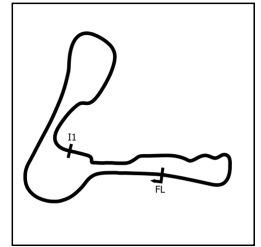
Printed - 10:07 Saturday, 07 August 2021



# International Sidecar Revival Meeting 2021

## FSRA Wintec Pre-Injection Sidecars

### QUALIFYING - SECTOR ANALYSIS



SECTOR 1 = FL to I1, SECTOR 2 = I1 to FL, DIFF = Difference To Personal Best Lap, P = Crossed Finish Line in Pit Lane, D = Time Disallowed

P1 10 F2 FISHER / STOKOE		Baker THUNDERCAT - Express Tyre Service Lockerbie				
IDEAL LAP TIME : 1:46.669		BEST LAP TIME : 1:47.822		DIFFERENCE : 1.153		
LAP	SECTOR 1	SECTOR 2	LAP TIME	MPH	DIFF	TIME OF DAY
1 -	1:07.098	47.836	1:54.934	68.28	7.112	09:55:52.189
2 -	1:02.526	<b>45.623</b>	1:48.149 (2)	72.56	0.327	09:57:40.338
3 -	<b>1:01.046</b>	46.776	<b>1:47.822 (1)</b>	<b>72.78</b>		<b>09:59:28.160</b>
4 -	1:02.126	46.888	1:49.014 (3)	71.99	1.192	10:01:17.174

P2 128 F1 HORTON / FORREST		- Wintec Racing				
IDEAL LAP TIME : 1:49.269		BEST LAP TIME : 1:49.902		DIFFERENCE : 0.633		
LAP	SECTOR 1	SECTOR 2	LAP TIME	MPH	DIFF	TIME OF DAY
1 -	1:07.861	47.245	1:55.106	68.18	5.204	09:55:53.306
2 -	1:03.505	<b>46.450</b>	1:49.955 (2)	71.37	0.053	09:57:43.261
3 -	<b>1:02.819</b>	47.083	<b>1:49.902 (1)</b>	<b>71.40</b>		<b>09:59:33.163</b>
4 -	1:07.857	46.772	1:54.629	68.46	4.727	10:01:27.792
5 -	1:03.665	48.258	1:51.923	70.12	2.021	10:03:19.715
6 -	1:04.213	46.622	1:50.835 (3)	70.80	0.933	10:05:10.550

P3 97 F2 DAWSON / HULME		Derbyshire YAMAHA FZR 600 - Dawson Classic Motorcycles				
IDEAL LAP TIME : 1:52.216		BEST LAP TIME : 1:52.216		DIFFERENCE : 0.000		
LAP	SECTOR 1	SECTOR 2	LAP TIME	MPH	DIFF	TIME OF DAY
1 -	1:07.387	49.219	1:56.606 (3)	67.30	4.390	09:55:56.347
2 -	1:05.750	49.230	1:54.980 (2)	68.25	2.764	09:57:51.327
3 -	<b>1:04.068</b>	<b>48.148</b>	<b>1:52.216 (1)</b>	<b>69.93</b>		<b>09:59:43.543</b>
4 -	1:14.486	52.417	2:06.903	61.84	14.687	10:01:50.446

P4 58 F2 SAUNDERS / SAUNDERS		Ireson YAMAHA -				
IDEAL LAP TIME : 1:53.063		BEST LAP TIME : 1:53.661		DIFFERENCE : 0.598		
LAP	SECTOR 1	SECTOR 2	LAP TIME	MPH	DIFF	TIME OF DAY
1 -	1:09.476	48.334	1:57.810	66.61	4.149	09:56:01.382
2 -	1:05.370	49.132	1:54.502 (2)	68.54	0.841	09:57:55.884
3 -	1:05.822	<b>47.839</b>	<b>1:53.661 (1)</b>	<b>69.04</b>		<b>09:59:49.545</b>
4 -	1:06.010	53.963	1:59.973	65.41	6.312	10:01:49.518
5 -	1:08.098	48.701	1:56.799	67.19	3.138	10:03:46.317
6 -	<b>1:05.224</b>	49.653	1:54.877 (3)	68.31	1.216	10:05:41.194

P5 167 F2 PETTMAN / SAUNDERS		Windle 600 YAMAHA - Wintec Racing				
IDEAL LAP TIME : 1:59.525		BEST LAP TIME : 1:59.525		DIFFERENCE : 0.000		
LAP	SECTOR 1	SECTOR 2	LAP TIME	MPH	DIFF	TIME OF DAY
1 -	1:14.486	51.894	2:06.380	62.09	6.855	09:56:29.074
2 -	1:13.537	52.027	2:05.564	62.50	6.039	09:58:34.638
3 -	<b>1:08.976</b>	<b>50.549</b>	<b>1:59.525 (1)</b>	<b>65.66</b>		<b>10:00:34.163</b>
4 -	1:11.586	50.780	2:02.366	64.13	2.841	10:02:36.529
5 -	1:09.979	50.729	2:00.708 (2)	65.01	1.183	10:04:37.237
6 -	1:10.605	51.581	2:02.186 (3)	64.23	2.661	10:06:39.423

P6 188 F1 BEST / DAVIES		Wintec SUZUKI - WinTec				
IDEAL LAP TIME : 2:00.851		BEST LAP TIME : 2:00.851		DIFFERENCE : 0.000		
LAP	SECTOR 1	SECTOR 2	LAP TIME	MPH	DIFF	TIME OF DAY
1 -	1:15.709	51.770	2:07.479	61.56	6.628	09:56:10.868
2 -	1:11.090	51.958	2:03.048 (3)	63.78	2.197	09:58:13.916
3 -	1:10.832	51.557	2:02.389 (2)	64.12	1.538	10:00:16.305
4 -	<b>1:09.429</b>	<b>51.422</b>	<b>2:00.851 (1)</b>	<b>64.94</b>		<b>10:02:17.156</b>

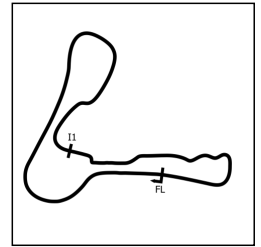
Weather / Track : Cloudy / Dry

Cadwell Park  
Circuit Length = 2.1800 miles  
Start: 09:53 Flag 10:05 End: 10:07

# International Sidecar Revival Meeting 2021

## FSRA Wintec Pre-Injection Sidecars

### QUALIFYING - SECTOR ANALYSIS



SECTOR 1 = FL to I1, SECTOR 2 = I1 to FL, DIFF = Difference To Personal Best Lap, P = Crossed Finish Line in Pit Lane, D = Time Disallowed

P7 181 F1		TIBBLES / GREENWOOD		Yamaha FJ 1100 -			
IDEAL LAP TIME : 2:00.908		BEST LAP TIME : 2:00.908		DIFFERENCE : 0.000			
LAP	SECTOR 1	SECTOR 2	LAP TIME	MPH	DIFF	TIME OF DAY	
1 -	1:14.596	53.196	2:07.792 (3)	61.41	6.884	09:56:33.478	
2 -	<b>1:08.877</b>	<b>52.031</b>	<b>2:00.908 (1)</b>	<b>64.90</b>		<b>09:58:34.386</b>	
3 -	1:12.140	52.564	2:04.704 (2)	62.93	3.796	10:00:39.090	

P8 73 F1		CRAWFORD / BAXTER		Yamaha FJ 1200 -			
IDEAL LAP TIME : 2:01.026		BEST LAP TIME : 2:01.602		DIFFERENCE : 0.576			
LAP	SECTOR 1	SECTOR 2	LAP TIME	MPH	DIFF	TIME OF DAY	
1 -	1:12.412	52.608	2:05.020	62.77	3.418	09:56:09.935	
2 -	1:10.884	52.580	2:03.464 (3)	63.56	1.862	09:58:13.399	
3 -	1:10.097	52.635	2:02.732 (2)	63.94	1.130	10:00:16.131	
4 -	1:10.183	<b>51.419</b>	<b>2:01.602 (1)</b>	<b>64.53</b>		<b>10:02:17.733</b>	

P9 125 F2		BINGHAM / HUDSON		Derbyshire HONDA - AB Paintworx			
IDEAL LAP TIME : 2:01.716		BEST LAP TIME : 2:03.069		DIFFERENCE : 1.353			
LAP	SECTOR 1	SECTOR 2	LAP TIME	MPH	DIFF	TIME OF DAY	
1 -	1:26.712	54.116	2:20.828	55.72	17.759	09:59:28.294	
2 -	1:18.786	55.155	2:13.941 (3)	58.59	10.872	10:01:42.235	
3 -	1:12.856	<b>50.658</b>	2:03.514 (2)	63.53	0.445	10:03:45.749	
4 -	<b>1:11.058</b>	52.011	<b>2:03.069 (1)</b>	<b>63.76</b>		<b>10:05:48.818</b>	

P10 9 F1		FAIRHURST / CHILDS		Kawasaki ZX9R -			
IDEAL LAP TIME : 2:05.912		BEST LAP TIME : 2:05.912		DIFFERENCE : 0.000			
LAP	SECTOR 1	SECTOR 2	LAP TIME	MPH	DIFF	TIME OF DAY	
1 -	3:50.058	55.995	4:46.053 (3)	27.43	2:40.141	09:59:10.230	
2 -	<b>1:12.627</b>	<b>53.285</b>	<b>2:05.912 (1)</b>	<b>62.32</b>		<b>10:01:16.142</b>	
3 -	1:13.065	53.972	2:07.037 (2)	61.77	1.125	10:03:23.179	

P11 111 F2		GALLAGHER / SALLEH		Windle TZ350 -			
IDEAL LAP TIME : 2:07.221		BEST LAP TIME : 2:07.569		DIFFERENCE : 0.348			
LAP	SECTOR 1	SECTOR 2	LAP TIME	MPH	DIFF	TIME OF DAY	
1 -	1:17.002	53.967	2:10.969 (3)	59.92	3.400	09:56:33.282	
2 -	1:13.921	<b>53.648</b>	<b>2:07.569 (1)</b>	<b>61.52</b>		<b>09:58:40.851</b>	
3 -	<b>1:13.573</b>	55.724	2:09.297 (2)	60.69	1.728	10:00:50.148	

P12 187 F1		ALEXANDER / MASON		Broadstock YAMAHA FJR 1200 -			
IDEAL LAP TIME : 2:17.568		BEST LAP TIME : 2:19.286		DIFFERENCE : 1.718			
LAP	SECTOR 1	SECTOR 2	LAP TIME	MPH	DIFF	TIME OF DAY	
1 -	1:33.343	1:02.466	2:35.809	50.36	16.523	09:57:00.745	
2 -	1:27.071	<b>56.804</b>	2:23.875 (3)	54.54	4.589	09:59:24.620	
3 -	1:21.019	58.267	<b>2:19.286 (1)</b>	<b>56.34</b>		<b>10:01:43.906</b>	
4 -	1:21.709	58.692	2:20.401 (2)	55.89	1.115	10:04:04.307	

P13 11 F1		COX / SHARPE		-			
IDEAL LAP TIME : 2:20.065		BEST LAP TIME : 2:22.352		DIFFERENCE : 2.287			
LAP	SECTOR 1	SECTOR 2	LAP TIME	MPH	DIFF	TIME OF DAY	
1 -	1:34.554	1:01.968	2:36.522	50.14	14.170	09:56:59.357	
2 -	1:30.275	<b>57.136</b>	2:27.411	53.23	5.059	09:59:26.768	
3 -	<b>1:22.929</b>	1:00.436	2:23.365 (2)	54.74	1.013	10:01:50.133	
4 -	1:28.180	58.946	2:27.126 (3)	53.34	4.774	10:04:17.259	
5 -	1:24.423	57.929	<b>2:22.352 (1)</b>	<b>55.13</b>		<b>10:06:39.611</b>	

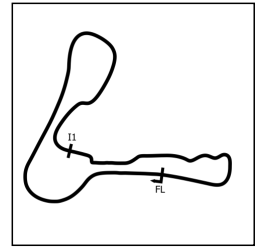
Weather / Track : Cloudy / Dry

Cadwell Park  
 Circuit Length = 2.1800 miles  
 Start: 09:53 Flag 10:05 End: 10:07

# International Sidecar Revival Meeting 2021

## FSRA Wintec Pre-Injection Sidecars

### QUALIFYING - SECTOR ANALYSIS



SECTOR 1 = FL to I1, SECTOR 2 = I1 to FL, DIFF = Difference To Personal Best Lap, P = Crossed Finish Line in Pit Lane, D = Time Disallowed

P14 88 F1		STEPHENSON / GILROY		Baker SUZUKI -			
IDEAL LAP TIME : 2:32.816		BEST LAP TIME : 2:32.816		DIFFERENCE : 0.000			
LAP	SECTOR 1	SECTOR 2	LAP TIME	MPH	DIFF	TIME OF DAY	
1 -	1:34.527	1:02.812	2:37.339 (3)	49.87	4.523	09:57:05.864	
2 -	<b>1:31.447</b>	<b>1:01.369</b>	<b>2:32.816 (1)</b>	<b>51.35</b>		<b>09:59:38.680</b>	
3 -	1:32.446	1:02.219	2:34.665 (2)	50.74	1.849	10:02:13.345	



# International Sidecar Revival Meeting 2021

## FSRA Wintec Pre-Injection Sidecars

### QUALIFYING - BEST SECTORS

SECTOR 1				SECTOR 2				IDEAL / BEST COMPARISON				
POS	NO	NAME	TIME	NO	NAME	TIME	POS	NO	NAME	IDEAL	BEST	DIFF
1	10	FISHER / STOKOE	1:01.046	10	FISHER / STOKOE	45.623	1	10	FISHER / STOKOE	1:46.669	1:47.822	1.153
2	128	HORTON / FORREST	1:02.819	128	HORTON / FORREST	46.450	2	128	HORTON / FORREST	1:49.269	1:49.902	0.633
3	97	DAWSON / HULME	1:04.068	58	SAUNDERS / SAUNDERS	47.839	3	97	DAWSON / HULME	1:52.216	1:52.216	0.000
4	58	SAUNDERS / SAUNDERS	1:05.224	97	DAWSON / HULME	48.148	4	58	SAUNDERS / SAUND	1:53.063	1:53.661	0.598
5	181	TIBBLES / GREENWOOD	1:08.877	167	PETTMAN / SAUNDERS	50.549	5	167	PETTMAN / SAUNDEI	1:59.525	1:59.525	0.000
6	167	PETTMAN / SAUNDERS	1:08.976	125	BINGHAM / HUDSON	50.658	6	188	BEST / DAVIES	2:00.851	2:00.851	0.000
7	188	BEST / DAVIES	1:09.429	73	CRAWFORD / BAXTER	51.419	7	181	TIBBLES / GREENWC	2:00.908	2:00.908	0.000
8	73	CRAWFORD / BAXTER	1:09.607	188	BEST / DAVIES	51.422	8	73	CRAWFORD / BAXTE	2:01.026	2:01.602	0.576
9	125	BINGHAM / HUDSON	1:11.058	181	TIBBLES / GREENWOOD	52.031	9	125	BINGHAM / HUDSON	2:01.716	2:03.069	1.353
10	9	FAIRHURST / CHILDS	1:12.627	9	FAIRHURST / CHILDS	53.285	10	9	FAIRHURST / CHILD	2:05.912	2:05.912	0.000
11	111	GALLAGHER / SALLEH	1:13.573	111	GALLAGHER / SALLEH	53.648	11	111	GALLAGHER / SALLE	2:07.221	2:07.569	0.348
12	187	ALEXANDER / MASON	1:20.764	187	ALEXANDER / MASON	56.804	12	187	ALEXANDER / MASOI	2:17.568	2:19.286	1.718
13	11	COX / SHARPE	1:22.929	11	COX / SHARPE	57.136	13	11	COX / SHARPE	2:20.065	2:22.352	2.287
14	88	STEPHENSON / GILROY	1:31.447	88	STEPHENSON / GILROY	1:01.369	14	88	STEPHENSON / GILR	2:32.816	2:32.816	0.000
15	967	HODGSON / DAWKINS	1:38.444									
16	22	PEARSON / PEARSON	1:52.594									

PERFECT LAP 1:46.669

Weather / Track : Cloudy / Dry

Results can be found at [www.tsl-timing.com](http://www.tsl-timing.com)

Cadwell Park  
Circuit Length = 2.1800 miles  
Start: 09:53 Flag 10:05 End: 10:07

Printed - 10:07 Saturday, 07 August 2021

# International Sidecar Revival Meeting 2021

## FSRA Wintec Pre-Injection Sidecars

### QUALIFYING - STATISTICS

**Competitors Started** 16  
**Planned Start** 2021-08-07 @ 09:51:00.000  
**Actual Start** 2021-08-07 @ 09:53:27.087  
**Finish Time** 2021-08-07 @ 10:05:36.834  
**Track Length** 2.1800mi.  
**Total Laps** 59  
**Total Distance Covered** 128.6211mi.

### Session Fastest Lap History

NO	CL	NAME	LAP TIME	TIME OF DAY	LAP	VEHICLE
10	F2	FISHER / STOKOE	<b>1:54.934</b>	09:55:52.209	1	Baker THUNDERCAT
10	F2	FISHER / STOKOE	<b>1:48.149</b>	09:57:40.358	2	Baker THUNDERCAT
10	F2	FISHER / STOKOE	<b>1:47.822</b>	09:59:28.179	3	Baker THUNDERCAT

### Flag History

TYPE	TIME OF DAY
GREEN	09:53:27.087
FINISH	10:05:36.834

### Flag Statistics

TYPE	COUNT	TOTAL LAPS	TOTAL TIME
Green	1	6	13:55.896
Red	0	0	0.000
Safety Car	0	0	0.000
FCY	0	0	0.000

# International Sidecar Revival Meeting 2021

## FSRA Wintec Pre-Injection Sidecars

### QUALIFYING - STATISTICS

**CLASS : F1**

8 Starters

#### Fastest Lap History

NO	NAME	LAP TIME	TIME OF DAY	LAP	VEHICLE
128	HORTON / FORREST	<b>1:55.106</b>	09:55:53.322	1	
128	HORTON / FORREST	<b>1:49.955</b>	09:57:43.278	2	
128	HORTON / FORREST	<b>1:49.902</b>	09:59:33.180	3	

Weather / Track : Cloudy / Dry

Results can be found at [www.tsl-timing.com](http://www.tsl-timing.com)

Page 2 of 3

Cadwell Park  
Circuit Length = 2.1800 miles  
Start: 09:53 Flag 10:05 End: 10:07

Printed - 10:07 Saturday, 07 August 2021

# International Sidecar Revival Meeting 2021

## FSRA Wintec Pre-Injection Sidecars

### QUALIFYING - STATISTICS

**CLASS : F2**

**8 Starters**

#### Fastest Lap History

NO	NAME	LAP TIME	TIME OF DAY	LAP	VEHICLE
10	FISHER / STOKOE	<b>1:54.934</b>	09:55:52.209	1	Baker THUNDERCAT
10	FISHER / STOKOE	<b>1:48.149</b>	09:57:40.358	2	Baker THUNDERCAT
10	FISHER / STOKOE	<b>1:47.822</b>	09:59:28.179	3	Baker THUNDERCAT

Weather / Track : Cloudy / Dry

Results can be found at [www.tsl-timing.com](http://www.tsl-timing.com)

Page 3 of 3


Cadwell Park  
Circuit Length = 2.1800 miles  
Start: 09:53 Flag 10:05 End: 10:07

Printed - 10:07 Saturday, 07 August 2021

# International Sidecar Revival Meeting 2021

## FSRA Wintec Pre-Injection Sidecars

### RACE 5 - GRID (6 Laps)

ROW 9	17	<b>66</b> WALFORD / TYRRELL	18		
ROW 8		15	<b>22</b> PEARSON / PEARSON	16	<b>967</b> HODGSON / DAWKINS
ROW 7		2:22.352		2:32.816	
ROW 7	13	<b>11</b> COX / SHARPE	14	<b>88</b> STEPHENSON / GILROY	
ROW 6		2:07.569		2:19.286	
ROW 6		11	<b>111</b> GALLAGHER / SALLEH	12	<b>187</b> ALEXANDER / MASON
ROW 5		2:03.069		2:05.912	
ROW 5	9	<b>125</b> BINGHAM / HUDSON	10	<b>9</b> FAIRHURST / CHILDS	
ROW 4		2:00.908		2:01.602	
ROW 4		7	<b>181</b> TIBBLES / GREENWOOD	8	<b>73</b> CRAWFORD / BAXTER
ROW 3		1:59.525		2:00.851	
ROW 3	5	<b>167</b> PETTMAN / SAUNDERS	6	<b>188</b> BEST / DAVIES	
ROW 2		1:52.216		1:53.661	
ROW 2		3	<b>97</b> DAWSON / HULME	4	<b>58</b> SAUNDERS / SAUNDERS
ROW 1		1:47.822		1:49.902	
ROW 1	1	<b>10</b> FISHER / STOKOE	2	<b>128</b> HORTON / FORREST	
<b>Pole</b>					
					

These results are provisional until the conclusion of any judicial and technical matters.

Cadwell Park  
Circuit Length = 2.1800 miles

Clerk Of Course :	Stewards :	Timekeeper : Craig Smith
-------------------	------------	--------------------------

Results can be found at [www.tsl-timing.com](http://www.tsl-timing.com)

Printed - 10:08 Saturday, 07 August 2021



# International Sidecar Revival Meeting 2021

## FSRA Wintec Pre-Injection Sidecars

### RACE 5 - CLASSIFICATION

POS	NO	CL	PIC NAME	ENTRY	LAPS	TIME	GAP	DIFF	MPH	BEST	ON
1	10	F2	1 FISHER / STOKOE	Baker THUNDERCAT - Express Tyre Service Locker	6	10:56.076			71.77	1:47.606	2
2	128	F1	1 HORTON / FORREST	- Wintec Racing	6	11:15.381	19.305	19.305	69.72	1:49.180	2
3	58	F2	2 SAUNDERS / SAUNDERS	Ireson YAMAHA -	6	11:20.444	24.368	5.063	69.20	1:51.849	5
4	167	F2	3 PETTMAN / SAUNDERS	Windle 600 YAMAHA - Wintec Racing	6	11:53.141	57.065	32.697	66.02	1:54.930	5
5	188	F1	2 BEST / DAVIES	Wintec SUZUKI - WinTec	6	12:01.064	1:04.988	7.923	65.30	1:57.014	5
6	125	F2	4 BINGHAM / MILLER	Derbyshire HONDA - AB Paintworx	6	12:03.543	1:07.467	2.479	65.08	1:57.342	5
7	9	F1	3 FAIRHURST / CHILDS	Kawasaki ZX9R -	6	12:31.576	1:35.500	28.033	62.65	2:03.465	3
8	181	F1	4 TIBBLES / GREENWOOD	Yamaha FJ 1100 -	6	12:31.826	1:35.750	0.250	62.63	2:02.285	5
9	11	F1	5 COX / SHARPE	-	5	11:27.522	1 Lap	1 Lap	57.07	2:14.114	2
10	187	F1	6 ALEXANDER / MASON	Broadstock YAMAHA FJR 1200 -	5	11:41.341	1 Lap	13.819	55.95	2:17.674	2
11	967	F2	5 HODGSON / DAWKINS	Shelbourne HONDA 600 -	5	11:52.332	1 Lap	10.991	55.08	2:16.868	2

#### NOT CLASSIFIED

DNF	97*	F2	DAWSON / HULME	Derbyshire YAMAHA FZR 600 - Dawson Classic Mot	3	5:52.335	3 Laps	2 Laps	66.82	1:51.874	2
DNF	73	F1	CRAWFORD / BAXTER	Yamaha FJ 1200 -	2	4:03.123	4 Laps	1 Lap	64.56	1:58.778	2
DNF	88	F1	STEPHENSON / GILROY	Baker SUZUKI -	2	4:29.363	4 Laps	26.240	58.27	2:12.051	2
DNF	22	F2	PEARSON / PEARSON	Windle YAMAHA -	0						

#### FASTEST LAP

10	F2	FISHER / STOKOE	Baker THUNDERCAT - Express Tyre Service Locker	2	1:47.606	72.93 mph	117.37 kph
128	F1	HORTON / FORREST	- Wintec Racing	2	1:49.180	71.88 mph	115.68 kph

\* No. 97 - 10 second penalty - jump start  
Class F2 - 92.5% of Race Speed = 66.38 mph  
Class F1 - 92.5% of Race Speed = 64.49 mph

Cadwell Park: 2.1800 miles

Race Distance: 6 Laps / 13.08 miles

Start: 12:42 Flag 12:53 End: 12:55

Weather / Track : Sunny / Dry

These results are provisional until the conclusion of any judicial and technical matters.

Clerk Of Course :	Stewards :	Timekeeper : Craig Smith
-------------------	------------	--------------------------

Results can be found at [www.tsl-timing.com](http://www.tsl-timing.com)

Printed - 12:56 Saturday, 07 August 2021



# International Sidecar Revival Meeting 2021

## FSRA Wintec Pre-Injection Sidecars

### RACE 5 - LAP CHART

LAP 1 @ 12:44:46.540			LAP 5 @ 12:52:02.031		
NO	BEHIND	LAP TIME	NO	BEHIND	LAP TIME

10		1:51.163	10		1:51.095
128	2.715	1:53.878	11	1 Lap	2:19.361
58	5.606	1:56.769	187	1 Lap	2:22.650
97	6.926	1:58.089	128	15.814	1:54.034
188	11.936	2:03.099	58	19.831	1:51.849
73	13.182	2:04.345	967	1 Lap	2:23.629
181	16.121	2:07.284	167	51.552	1:54.930
167	16.585	2:07.748	188	56.105	1:57.014
9	17.182	2:08.345	125	57.092	1:57.342
125	17.593	2:08.756	181	1:17.521	2:02.285
88	26.149	2:17.312	9	1:18.554	2:04.763
11	28.199	2:19.362			
187	31.799	2:22.962			
967	33.701	2:24.864			

LAP 2 @ 12:46:34.146			LAP 6 @ 12:53:51.453		
NO	BEHIND	LAP TIME	NO	BEHIND	LAP TIME

10		1:47.606	10		1:49.422
128	4.289	1:49.180	128	19.305	1:52.913
58	11.041	1:53.041	58	24.368	1:53.959
97	11.194	1:51.874	11	1 Lap	2:14.850
73	24.354	1:58.778	187	1 Lap	2:19.183
188	24.840	2:00.510	967	1 Lap	2:24.707
167	27.174	1:58.195	167	57.065	1:54.935
125	29.639	1:59.652	188	1:04.988	1:58.305
9	33.304	2:03.728	125	1:07.467	1:59.797
181	33.402	2:04.887	9	1:35.500	2:06.368
88	50.594	2:12.051	181	1:35.750	2:07.651
11	54.707	2:14.114			
187	1:01.867	2:17.674			
967	1:02.963	2:16.868			

LAP 3 @ 12:48:22.346		
NO	BEHIND	LAP TIME

10		1:48.200
128	5.867	1:49.778
58	15.003	1:52.162
97	15.366	1:52.372
167	39.078	2:00.104
188	40.069	2:03.429
125	41.112	1:59.673
9	48.569	2:03.465
181	49.833	2:04.631
11	1:26.342	2:19.835
187	1:32.539	2:18.872
967	1:37.027	2:22.264

LAP 4 @ 12:50:10.936		
NO	BEHIND	LAP TIME

10		1:48.590
128	12.875	1:55.598
58	19.077	1:52.664
167	47.717	1:57.229
188	50.186	1:58.707
125	50.845	1:58.323
9	1:04.886	2:04.907
181	1:06.331	2:05.088

Weather / Track : Sunny / Dry

Results can be found at [www.tsl-timing.com](http://www.tsl-timing.com)

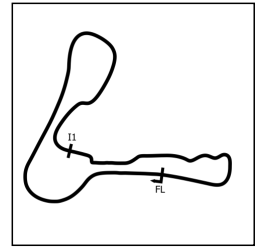
Cadwell Park  
Circuit Length = 2.1800 miles  
Start: 12:42 Flag 12:53 End: 12:55

Printed - 12:55 Saturday, 07 August 2021

# International Sidecar Revival Meeting 2021

## FSRA Wintec Pre-Injection Sidecars

### RACE 5 - SECTOR ANALYSIS



SECTOR 1 = FL to I1, SECTOR 2 = I1 to FL, DIFF = Difference To Personal Best Lap, P = Crossed Finish Line in Pit Lane, D = Time Disallowed

P1 10 F2 FISHER / STOKOE		Baker THUNDERCAT - Express Tyre Service Lockerbie				
IDEAL LAP TIME : 1:46.866		BEST LAP TIME : 1:47.606		DIFFERENCE : 0.740		
LAP	SECTOR 1	SECTOR 2	LAP TIME	MPH	DIFF	TIME OF DAY
1 -		<b>45.303</b>	1:51.163	70.59	3.557	12:44:46.540
2 -	<b>1:01.563</b>	46.043	<b>1:47.606 (1)</b>	<b>72.93</b>		<b>12:46:34.146</b>
3 -	1:01.850	46.350	1:48.200 (2)	72.53	0.594	12:48:22.346
4 -	1:01.856	46.734	1:48.590 (3)	72.27	0.984	12:50:10.936
5 -	1:03.128	47.967	1:51.095	70.64	3.489	12:52:02.031
6 -	1:02.183	47.239	1:49.422	71.72	1.816	12:53:51.453

P2 128 F1 HORTON / FORREST		- Wintec Racing				
IDEAL LAP TIME : 1:49.180		BEST LAP TIME : 1:49.180		DIFFERENCE : 0.000		
LAP	SECTOR 1	SECTOR 2	LAP TIME	MPH	DIFF	TIME OF DAY
1 -		47.195	1:53.878	68.91	4.698	12:44:49.255
2 -	<b>1:02.802</b>	<b>46.378</b>	<b>1:49.180 (1)</b>	<b>71.88</b>		<b>12:46:38.435</b>
3 -	1:03.063	46.715	1:49.778 (2)	71.49	0.598	12:48:28.213
4 -	1:06.780	48.818	1:55.598	67.89	6.418	12:50:23.811
5 -	1:05.098	48.936	1:54.034	68.82	4.854	12:52:17.845
6 -	1:05.023	47.890	1:52.913 (3)	69.50	3.733	12:54:10.758

P3 58 F2 SAUNDERS / SAUNDERS		Ireson YAMAHA -				
IDEAL LAP TIME : 1:51.672		BEST LAP TIME : 1:51.849		DIFFERENCE : 0.177		
LAP	SECTOR 1	SECTOR 2	LAP TIME	MPH	DIFF	TIME OF DAY
1 -		<b>47.516</b>	1:56.769	67.20	4.920	12:44:52.146
2 -	1:04.927	48.114	1:53.041	69.42	1.192	12:46:45.187
3 -	1:04.373	47.789	1:52.162 (2)	69.97	0.313	12:48:37.349
4 -	1:04.715	47.949	1:52.664 (3)	69.65	0.815	12:50:30.013
5 -	<b>1:04.156</b>	47.693	<b>1:51.849 (1)</b>	<b>70.16</b>		<b>12:52:21.862</b>
6 -	1:05.502	48.457	1:53.959	68.86	2.110	12:54:15.821

P4 167 F2 PETTMAN / SAUNDERS		Windle 600 YAMAHA - Wintec Racing				
IDEAL LAP TIME : 1:54.921		BEST LAP TIME : 1:54.930		DIFFERENCE : 0.009		
LAP	SECTOR 1	SECTOR 2	LAP TIME	MPH	DIFF	TIME OF DAY
1 -		50.410	2:07.748	61.43	12.818	12:45:03.125
2 -	1:08.253	49.942	1:58.195	66.39	3.265	12:47:01.320
3 -	1:09.735	50.369	2:00.104	65.34	5.174	12:49:01.424
4 -	1:07.922	49.307	1:57.229 (3)	66.94	2.299	12:50:58.653
5 -	<b>1:06.452</b>	48.478	<b>1:54.930 (1)</b>	<b>68.28</b>		<b>12:52:53.583</b>
6 -	1:06.466	<b>48.469</b>	1:54.935 (2)	68.28	0.005	12:54:48.518

P5 188 F1 BEST / DAVIES		Wintec SUZUKI - WinTec				
IDEAL LAP TIME : 1:57.014		BEST LAP TIME : 1:57.014		DIFFERENCE : 0.000		
LAP	SECTOR 1	SECTOR 2	LAP TIME	MPH	DIFF	TIME OF DAY
1 -		49.582	2:03.099	63.75	6.085	12:44:58.476
2 -	1:10.025	50.485	2:00.510	65.12	3.496	12:46:58.986
3 -	1:12.867	50.562	2:03.429	63.58	6.415	12:49:02.415
4 -	1:08.433	50.274	1:58.707 (3)	66.11	1.693	12:51:01.122
5 -	<b>1:07.466</b>	<b>49.548</b>	<b>1:57.014 (1)</b>	<b>67.06</b>		<b>12:52:58.136</b>
6 -	1:08.155	50.150	1:58.305 (2)	66.33	1.291	12:54:56.441

Weather / Track : Sunny / Dry

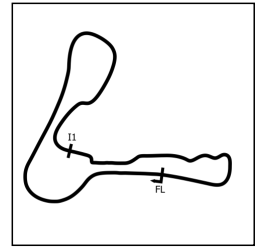
Cadwell Park  
Circuit Length = 2.1800 miles  
Start: 12:42 Flag 12:53 End: 12:55



# International Sidecar Revival Meeting 2021

## FSRA Wintec Pre-Injection Sidecars

### RACE 5 - SECTOR ANALYSIS



SECTOR 1 = FL to I1, SECTOR 2 = I1 to FL, DIFF = Difference To Personal Best Lap, P = Crossed Finish Line in Pit Lane, D = Time Disallowed

P6 125 F2 BINGHAM / MILLER		Derbyshire HONDA - AB Paintworx				
IDEAL LAP TIME : 1:55.978		BEST LAP TIME : 1:57.342		DIFFERENCE : 1.364		
LAP	SECTOR 1	SECTOR 2	LAP TIME	MPH	DIFF	TIME OF DAY
1 -		50.940	2:08.756	60.95	11.414	12:45:04.133
2 -	1:10.118	49.534	1:59.652 (3)	65.59	2.310	12:47:03.785
3 -	1:10.475	49.198	1:59.673	65.57	2.331	12:49:03.458
4 -	1:08.343	49.980	1:58.323 (2)	66.32	0.981	12:51:01.781
5 -	1:08.860	<b>48.482</b>	<b>1:57.342 (1)</b>	<b>66.88</b>		<b>12:52:59.123</b>
6 -	<b>1:07.496</b>	52.301	1:59.797	65.51	2.455	12:54:58.920

P7 9 F1 FAIRHURST / CHILDS		Kawasaki ZX9R -				
IDEAL LAP TIME : 2:02.338		BEST LAP TIME : 2:03.465		DIFFERENCE : 1.127		
LAP	SECTOR 1	SECTOR 2	LAP TIME	MPH	DIFF	TIME OF DAY
1 -		51.744	2:08.345	61.14	4.880	12:45:03.722
2 -	1:12.168	51.560	2:03.728 (2)	63.43	0.263	12:47:07.450
3 -	1:12.187	<b>51.278</b>	<b>2:03.465 (1)</b>	<b>63.56</b>		<b>12:49:10.915</b>
4 -	1:12.983	51.924	2:04.907	62.83	1.442	12:51:15.822
5 -	<b>1:11.060</b>	53.703	2:04.763 (3)	62.90	1.298	12:53:20.585
6 -	1:13.782	52.586	2:06.368	62.10	2.903	12:55:26.953

P8 181 F1 TIBBLES / GREENWOOD		Yamaha FJ 1100 -				
IDEAL LAP TIME : 2:02.285		BEST LAP TIME : 2:02.285		DIFFERENCE : 0.000		
LAP	SECTOR 1	SECTOR 2	LAP TIME	MPH	DIFF	TIME OF DAY
1 -		51.843	2:07.284	61.65	4.999	12:45:02.661
2 -	1:12.911	51.976	2:04.887 (3)	62.84	2.602	12:47:07.548
3 -	1:11.417	53.214	2:04.631 (2)	62.97	2.346	12:49:12.179
4 -	1:11.585	53.503	2:05.088	62.74	2.803	12:51:17.267
5 -	<b>1:10.748</b>	<b>51.537</b>	<b>2:02.285 (1)</b>	<b>64.17</b>		<b>12:53:19.552</b>
6 -	1:14.485	53.166	2:07.651	61.48	5.366	12:55:27.203

P9 11 F1 COX / SHARPE		-				
IDEAL LAP TIME : 2:13.586		BEST LAP TIME : 2:14.114		DIFFERENCE : 0.528		
LAP	SECTOR 1	SECTOR 2	LAP TIME	MPH	DIFF	TIME OF DAY
1 -		57.027	2:19.362	56.31	5.248	12:45:14.739
2 -	<b>1:17.356</b>	56.758	<b>2:14.114 (1)</b>	<b>58.51</b>		<b>12:47:28.853</b>
3 -	1:21.479	58.356	2:19.835	56.12	5.721	12:49:48.688
4 -	1:22.100	57.261	2:19.361 (3)	56.31	5.247	12:52:08.049
5 -	1:18.620	<b>56.230</b>	2:14.850 (2)	58.19	0.736	12:54:22.899

P10 187 F1 ALEXANDER / MASON		Broadstock YAMAHA FJR 1200 -				
IDEAL LAP TIME : 2:16.743		BEST LAP TIME : 2:17.674		DIFFERENCE : 0.931		
LAP	SECTOR 1	SECTOR 2	LAP TIME	MPH	DIFF	TIME OF DAY
1 -		<b>56.694</b>	2:22.962	54.89	5.288	12:45:18.339
2 -	<b>1:20.049</b>	57.625	<b>2:17.674 (1)</b>	<b>57.00</b>		<b>12:47:36.013</b>
3 -	1:20.233	58.639	2:18.872 (2)	56.51	1.198	12:49:54.885
4 -	1:22.910	59.740	2:22.650	55.01	4.976	12:52:17.535
5 -	1:22.443	56.740	2:19.183 (3)	56.38	1.509	12:54:36.718

P11 967 F2 HODGSON / DAWKINS		Shelbourne HONDA 600 -				
IDEAL LAP TIME : 2:16.707		BEST LAP TIME : 2:16.868		DIFFERENCE : 0.161		
LAP	SECTOR 1	SECTOR 2	LAP TIME	MPH	DIFF	TIME OF DAY
1 -		<b>57.543</b>	2:24.864	54.17	7.996	12:45:20.241
2 -	<b>1:19.164</b>	57.704	<b>2:16.868 (1)</b>	<b>57.34</b>		<b>12:47:37.109</b>
3 -	1:22.812	59.452	2:22.264 (2)	55.16	5.396	12:49:59.373
4 -	1:23.177	1:00.452	2:23.629 (3)	54.64	6.761	12:52:23.002
5 -	1:24.397	1:00.310	2:24.707	54.23	7.839	12:54:47.709

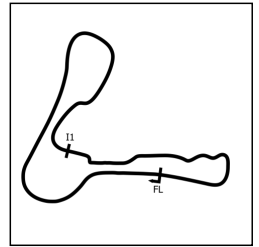
Weather / Track : Sunny / Dry

Cadwell Park  
Circuit Length = 2.1800 miles  
Start: 12:42 Flag 12:53 End: 12:55

# International Sidecar Revival Meeting 2021

## FSRA Wintec Pre-Injection Sidecars

### RACE 5 - SECTOR ANALYSIS



SECTOR 1 = FL to I1, SECTOR 2 = I1 to FL, DIFF = Difference To Personal Best Lap, P = Crossed Finish Line in Pit Lane, D = Time Disallowed

<b>P12 97 F2 DAWSON / HULME</b>		Derbyshire YAMAHA FZR 600 - Dawson Classic Motorcycles				
IDEAL LAP TIME : 1:51.385		BEST LAP TIME : 1:51.874		DIFFERENCE : 0.489		
LAP	SECTOR 1	SECTOR 2	LAP TIME	MPH	DIFF	TIME OF DAY
1 -		<b>47.228</b>	1:58.089 (3)	66.45	6.215	12:44:53.466
2 -	<b>1:04.157</b>	47.717	<b>1:51.874 (1)</b>	<b>70.15</b>		<b>12:46:45.340</b>
3 -	1:04.688	47.684	1:52.372 (2)	69.84	0.498	12:48:37.712

<b>P13 73 F1 CRAWFORD / BAXTER</b>		Yamaha FJ 1200 -				
IDEAL LAP TIME : 1:58.060		BEST LAP TIME : 1:58.778		DIFFERENCE : 0.718		
LAP	SECTOR 1	SECTOR 2	LAP TIME	MPH	DIFF	TIME OF DAY
1 -		<b>50.159</b>	2:04.345 (2)	63.11	5.567	12:44:59.722
2 -	<b>1:07.901</b>	50.877	<b>1:58.778 (1)</b>	<b>66.07</b>		<b>12:46:58.500</b>

<b>P14 88 F1 STEPHENSON / GILROY</b>		Baker SUZUKI -				
IDEAL LAP TIME : 2:11.074		BEST LAP TIME : 2:12.051		DIFFERENCE : 0.977		
LAP	SECTOR 1	SECTOR 2	LAP TIME	MPH	DIFF	TIME OF DAY
1 -		<b>54.521</b>	2:17.312 (2)	57.15	5.261	12:45:12.689
2 -	<b>1:16.553</b>	55.498	<b>2:12.051 (1)</b>	<b>59.43</b>		<b>12:47:24.740</b>

# International Sidecar Revival Meeting 2021

## FSRA Wintec Pre-Injection Sidecars

### RACE 5 - BEST SECTORS

SECTOR 1			SECTOR 2			IDEAL / BEST COMPARISON						
POS	NO	NAME	TIME	NO	NAME	TIME	POS	NO	NAME	IDEAL	BEST	DIFF
									<b>PERFECT LAP</b>	<b>1:46.866</b>		
1	10	FISHER / STOKOE	1:01.563	10	FISHER / STOKOE	45.303	1	10	FISHER / STOKOE	1:46.866	1:47.606	0.740
2	128	HORTON / FORREST	1:02.802	128	HORTON / FORREST	46.378	2	128	HORTON / FORREST	1:49.180	1:49.180	0.000
3	58	SAUNDERS / SAUNDERS	1:04.156	97	DAWSON / HULME	47.228	3	97	DAWSON / HULME	1:51.385	1:51.874	0.489
4	97	DAWSON / HULME	1:04.157	58	SAUNDERS / SAUNDERS	47.516	4	58	SAUNDERS / SAUND	1:51.672	1:51.849	0.177
5	167	PETTMAN / SAUNDERS	1:06.452	167	PETTMAN / SAUNDERS	48.469	5	167	PETTMAN / SAUNDEI	1:54.921	1:54.930	0.009
6	188	BEST / DAVIES	1:07.466	125	BINGHAM / MILLER	48.482	6	125	BINGHAM / MILLER	1:55.978	1:57.342	1.364
7	125	BINGHAM / MILLER	1:07.496	188	BEST / DAVIES	49.548	7	188	BEST / DAVIES	1:57.014	1:57.014	0.000
8	73	CRAWFORD / BAXTER	1:07.901	73	CRAWFORD / BAXTER	50.159	8	73	CRAWFORD / BAXTE	1:58.060	1:58.778	0.718
9	181	TIBBLES / GREENWOOD	1:10.748	9	FAIRHURST / CHILDS	51.278	9	181	TIBBLES / GREENWC	2:02.285	2:02.285	0.000
10	9	FAIRHURST / CHILDS	1:11.060	181	TIBBLES / GREENWOOD	51.537	10	9	FAIRHURST / CHILD	2:02.338	2:03.465	1.127
11	88	STEPHENSON / GILROY	1:16.553	88	STEPHENSON / GILROY	54.521	11	88	STEPHENSON / GILR	2:11.074	2:12.051	0.977
12	11	COX / SHARPE	1:17.356	11	COX / SHARPE	56.230	12	11	COX / SHARPE	2:13.586	2:14.114	0.528
13	967	HODGSON / DAWKINS	1:19.164	187	ALEXANDER / MASON	56.694	13	967	HODGSON / DAWKIN	2:16.707	2:16.868	0.161
14	187	ALEXANDER / MASON	1:20.049	967	HODGSON / DAWKINS	57.543	14	187	ALEXANDER / MASOI	2:16.743	2:17.674	0.931
15												

Weather / Track : Sunny / Dry

Results can be found at [www.tsl-timing.com](http://www.tsl-timing.com)

Cadwell Park  
 Circuit Length = 2.1800 miles  
 Start: 12:42 Flag 12:53 End: 12:55

Printed - 12:55 Saturday, 07 August 2021

# International Sidecar Revival Meeting 2021

## FSRA Wintec Pre-Injection Sidecars

### RACE 5 - STATISTICS

**Competitors Started** 15  
**Planned Start** 2021-08-07 @ 12:30:00.000  
**Actual Start** 2021-08-07 @ 12:42:55.376  
**Finish Time** 2021-08-07 @ 12:53:51.452  
**Track Length** 2.1800mi.  
**Total Laps** 70  
**Total Distance Covered** 152.6013mi.

#### Session Fastest Lap History

NO	CL	NAME	LAP TIME	TIME OF DAY	LAP	VEHICLE
10	F2	FISHER / STOKOE	1:51.163	12:44:46.559	1	Baker THUNDERCAT
10	F2	FISHER / STOKOE	1:47.606	12:46:34.166	2	Baker THUNDERCAT

#### Session Leader History

NO	CL	NAME	FROM LAP	LAPS LED	DISTANCE	VEHICLE
10	F2	FISHER / STOKOE	1	6	13.08 miles	Baker THUNDERCAT

#### Flag History

TYPE	TIME OF DAY
GREEN	12:42:55.376
FINISH	12:53:51.452

#### Flag Statistics

TYPE	COUNT	TOTAL LAPS	TOTAL TIME
Green	1	6	12:36.576
Red	0	0	0.000
Safety Car	0	0	0.000
FCY	0	0	0.000

# International Sidecar Revival Meeting 2021

## FSRA Wintec Pre-Injection Sidecars

### RACE 5 - STATISTICS

**CLASS : F1**

8 Starters

#### Fastest Lap History

NO	NAME	LAP TIME	TIME OF DAY	LAP	VEHICLE
128	HORTON / FORREST	1:53.878	12:44:49.272	1	
128	HORTON / FORREST	1:49.180	12:46:38.452	2	

#### Leader History

NO	NAME	FROM LAP	LAPS LED	DISTANCE	VEHICLE
128	HORTON / FORREST	1	6	13.08 miles	

# International Sidecar Revival Meeting 2021

## FSRA Wintec Pre-Injection Sidecars

### RACE 5 - STATISTICS

**CLASS : F2**

7 Starters

#### Fastest Lap History

NO	NAME	LAP TIME	TIME OF DAY	LAP	VEHICLE
10	FISHER / STOKOE	1:51.163	12:44:46.559	1	Baker THUNDERCAT
10	FISHER / STOKOE	1:47.606	12:46:34.166	2	Baker THUNDERCAT


#### Leader History

NO	NAME	FROM LAP	LAPS LED	DISTANCE	VEHICLE
10	FISHER / STOKOE	1	6	13.08 miles	Baker THUNDERCAT

# International Sidecar Revival Meeting 2021

## FSRA Wintec Pre-Injection Sidecars

### RACE 12 - GRID (6 Laps)

ROW 9	17	<b>66</b> WALFORD / TYRRELL	18		
ROW 8		15	<b>22</b> PEARSON / PEARSON	16	<b>111</b> GALLAGHER / SALLEH
ROW 7		2:16.868		2:17.674	
ROW 7	13	<b>967</b> HODGSON / DAWKINS	14	<b>187</b> ALEXANDER / MASON	
ROW 6		2:12.051		2:14.114	
ROW 6		11	<b>88</b> STEPHENSON / GILROY	12	<b>11</b> COX / SHARPE
ROW 5		2:02.285		2:03.465	
ROW 5	9	<b>181</b> TIBBLES / GREENWOOD	10	<b>9</b> FAIRHURST / CHILDS	
ROW 4		1:57.342		1:58.778	
ROW 4		7	<b>125</b> BINGHAM / MILLER	8	<b>73</b> CRAWFORD / BAXTER
ROW 3		1:54.930		1:57.014	
ROW 3	5	<b>167</b> PETTMAN / SAUNDERS	6	<b>188</b> BEST / DAVIES	
ROW 2		1:51.849		1:51.874	
ROW 2		3	<b>58</b> SAUNDERS / SAUNDERS	4	<b>97</b> DAWSON / HULME
ROW 1		1:47.606		1:49.180	
ROW 1	1	<b>10</b> FISHER / STOKOE	2	<b>128</b> HORTON / FORREST	
<b>Pole</b>					
					

These results are provisional until the conclusion of any judicial and technical matters.

Cadwell Park  
Circuit Length = 2.1800 miles

Clerk Of Course :	Stewards :	Timekeeper : Craig Smith
-------------------	------------	--------------------------

Results can be found at [www.tsl-timing.com](http://www.tsl-timing.com)

Printed - 12:58 Saturday, 07 August 2021



# International Sidecar Revival Meeting 2021

## FSRA Wintec Pre-Injection Sidecars

### RACE 12 - CLASSIFICATION

POS	NO	CL	PIC NAME	ENTRY	LAPS	TIME	GAP	DIFF	MPH	BEST	ON
1	10	F2	1 FISHER / STOKOE	Baker THUNDERCAT - Express Tyre Service Locker	6	11:43.010			66.98	1:54.209	4
2	128	F1	1 HORTON / FORREST	- Wintec Racing	6	11:57.315	14.305	14.305	65.64	1:55.510	4
3	167	F2	2 PETTMAN / SAUNDERS	Windle 600 YAMAHA - Wintec Racing	6	12:47.535	1:04.525	50.220	61.35	2:05.713	4
4	181	F1	2 TIBBLES / GREENWOOD	Yamaha FJ 1100 -	6	12:57.147	1:14.137	9.612	60.59	2:04.492	5
5	188	F1	3 BEST / DAVIES	Wintec SUZUKI - WinTec	6	13:08.679	1:25.669	11.532	59.70	2:09.762	6
6	9	F1	4 FAIRHURST / CHILDS	Kawasaki ZX9R -	5	12:04.331	1 Lap	1 Lap	54.17	2:23.217	5
7	967	F2	3 HODGSON / DAWKINS	Shelbourne HONDA 600 -	5	12:39.965	1 Lap	35.634	51.63	2:27.035	3
8	11	F1	5 COX / SHARPE	-	5	12:40.723	1 Lap	0.758	51.58	2:25.487	4
9	187	F1	6 ALEXANDER / MASON	Broadstock YAMAHA FJR 1200 -	5	12:47.258	1 Lap	6.535	51.14	2:27.775	5

#### NOT CLASSIFIED

DNF	73	F1	CRAWFORD / BAXTER	Yamaha FJ 1200 -	4	8:48.857	2 Laps	1 Lap	59.35	2:08.378	4
DNF	88	F1	STEPHENSON / GILROY	Baker SUZUKI -	3	7:41.648	3 Laps	1 Lap	51.00	2:29.836	3
DNF	97*	F2	DAWSON / HULME	Derbyshire YAMAHA FZR 600 - Dawson Classic Mot	2	4:25.660	4 Laps	1 Lap	59.08	2:04.236	2
DNF	58	F2	SAUNDERS / SAUNDERS	Ireson YAMAHA -	0						
DNF	22	F2	PEARSON / PEARSON	Windle YAMAHA -	0						

#### FASTEST LAP

10	F2	FISHER / STOKOE	Baker THUNDERCAT - Express Tyre Service Locker	4	1:54.209	68.71 mph	110.58 kph
128	F1	HORTON / FORREST	- Wintec Racing	4	1:55.510	67.94 mph	109.34 kph

\* No. 97 - 10 second penalty - jump start  
Class F2 - 92.5% of Race Speed = 61.95 mph  
Class F1 - 92.5% of Race Speed = 60.71 mph

Weather / Track : Cloudy / Wet

These results are provisional until the conclusion of any judicial and technical matters.

Cadwell Park: 2.1800 miles  
Race Distance: 6 Laps / 13.08 miles  
Start: 17:42 Flag 17:54 End: 17:55

Clerk Of Course :	Stewards :	Timekeeper : Craig Smith
-------------------	------------	--------------------------

Results can be found at [www.tsl-timing.com](http://www.tsl-timing.com)

Printed - 17:57 Saturday, 07 August 2021





# International Sidecar Revival Meeting 2021

## FSRA Wintec Pre-Injection Sidecars

### RACE 12 - LAP CHART

LAP 1 @ 17:44:21.893		
NO	BEHIND	LAP TIME

128		2:03.024
10	0.815	2:03.839
167	8.252	2:11.276
97	8.400	2:11.424
73	13.859	2:16.883
188	14.807	2:17.831
181	18.472	2:21.496
9	23.685	2:26.709
967	26.797	2:29.821
88	37.503	2:40.527
11	40.309	2:43.333
187	42.742	2:45.766

167	52.892	2:06.310
181	1:04.801	2:04.492
188	1:12.993	2:10.708

LAP 6 @ 17:54:01.879		
NO	BEHIND	LAP TIME

10		1:57.086
128	14.305	2:07.941
9	1 Lap	2:23.217
967	1 Lap	2:33.225
11	1 Lap	2:29.065
187	1 Lap	2:27.775
167	1:04.525	2:08.719
181	1:14.137	2:06.422
188	1:25.669	2:09.762

LAP 2 @ 17:46:18.199		
NO	BEHIND	LAP TIME

128		1:56.306
10	1.044	1:56.535
97	16.330	2:04.236
167	18.827	2:06.881
73	28.393	2:10.840
188	28.644	2:10.143
181	31.593	2:09.427
9	50.828	2:23.449
967	1:03.127	2:32.636
88	1:12.482	2:31.285
11	1:18.958	2:34.955
187	1:20.896	2:34.460

LAP 3 @ 17:48:14.966		
NO	BEHIND	LAP TIME

10		1:55.723
128	0.882	1:57.649
167	30.696	2:08.636
188	41.909	2:10.032
181	43.129	2:08.303
73	44.382	2:12.756
9	1:17.889	2:23.828
967	1:33.395	2:27.035
88	1:45.551	2:29.836
11	1:50.074	2:27.883
187	1:53.874	2:29.745

LAP 4 @ 17:50:09.175		
NO	BEHIND	LAP TIME

10		1:54.209
128	2.183	1:55.510
167	42.200	2:05.713
181	55.927	2:07.007
188	57.903	2:10.203
73	58.551	2:08.378
9	1:50.808	2:27.128

LAP 5 @ 17:52:04.793		
NO	BEHIND	LAP TIME

10		1:55.618
128	3.450	1:56.885
967	1 Lap	2:37.248
11	1 Lap	2:25.487
187	1 Lap	2:29.512

Weather / Track : Cloudy / Wet

Results can be found at [www.tsl-timing.com](http://www.tsl-timing.com)

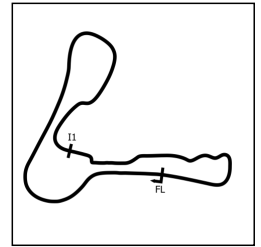
Cadwell Park  
Circuit Length = 2.1800 miles  
Start: 17:42 Flag 17:54 End: 17:55

Printed - 17:57 Saturday, 07 August 2021

# International Sidecar Revival Meeting 2021

## FSRA Wintec Pre-Injection Sidecars

### RACE 12 - SECTOR ANALYSIS



SECTOR 1 = FL to I1, SECTOR 2 = I1 to FL, DIFF = Difference To Personal Best Lap, P = Crossed Finish Line in Pit Lane, D = Time Disallowed

P1 10 F2 FISHER / STOKOE		Baker THUNDERCAT - Express Tyre Service Lockerbie				
IDEAL LAP TIME : 1:54.209		BEST LAP TIME : 1:54.209		DIFFERENCE : 0.000		
LAP	SECTOR 1	SECTOR 2	LAP TIME	MPH	DIFF	TIME OF DAY
1 -		50.058	2:03.839	63.37	9.630	17:44:22.708
2 -	1:07.159	49.376	1:56.535	67.34	2.326	17:46:19.243
3 -	1:06.585	49.138	1:55.723 (3)	67.81	1.514	17:48:14.966
4 -	<b>1:05.181</b>	<b>49.028</b>	<b>1:54.209 (1)</b>	<b>68.71</b>		<b>17:50:09.175</b>
5 -	1:06.122	49.496	1:55.618 (2)	67.87	1.409	17:52:04.793
6 -	1:07.025	50.061	1:57.086	67.02	2.877	17:54:01.879

P2 128 F1 HORTON / FORREST		- Wintec Racing				
IDEAL LAP TIME : 1:55.510		BEST LAP TIME : 1:55.510		DIFFERENCE : 0.000		
LAP	SECTOR 1	SECTOR 2	LAP TIME	MPH	DIFF	TIME OF DAY
1 -		49.497	2:03.024	63.79	7.514	17:44:21.893
2 -	1:07.405	48.901	1:56.306 (2)	67.47	0.796	17:46:18.199
3 -	1:08.003	49.646	1:57.649	66.70	2.139	17:48:15.848
4 -	<b>1:06.683</b>	<b>48.827</b>	<b>1:55.510 (1)</b>	<b>67.94</b>		<b>17:50:11.358</b>
5 -			1:56.885 (3)	67.14	1.375	17:52:08.243
6 -	1:10.999	56.942	2:07.941	61.34	12.431	17:54:16.184

P3 167 F2 PETTMAN / SAUNDERS		Windle 600 YAMAHA - Wintec Racing				
IDEAL LAP TIME : 2:05.713		BEST LAP TIME : 2:05.713		DIFFERENCE : 0.000		
LAP	SECTOR 1	SECTOR 2	LAP TIME	MPH	DIFF	TIME OF DAY
1 -		53.307	2:11.276	59.78	5.563	17:44:30.145
2 -	1:13.370	53.511	2:06.881 (3)	61.85	1.168	17:46:37.026
3 -	1:13.603	55.033	2:08.636	61.00	2.923	17:48:45.662
4 -	<b>1:12.702</b>	<b>53.011</b>	<b>2:05.713 (1)</b>	<b>62.42</b>		<b>17:50:51.375</b>
5 -	1:12.983	53.327	2:06.310 (2)	62.13	0.597	17:52:57.685
6 -	1:13.550	55.169	2:08.719	60.97	3.006	17:55:06.404

P4 181 F1 TIBBLES / GREENWOOD		Yamaha FJ 1100 -				
IDEAL LAP TIME : 2:04.492		BEST LAP TIME : 2:04.492		DIFFERENCE : 0.000		
LAP	SECTOR 1	SECTOR 2	LAP TIME	MPH	DIFF	TIME OF DAY
1 -		58.460	2:21.496	55.46	17.004	17:44:40.365
2 -	1:15.441	53.986	2:09.427	60.63	4.935	17:46:49.792
3 -	1:12.459	55.844	2:08.303	61.16	3.811	17:48:58.095
4 -	1:13.332	53.675	2:07.007 (3)	61.79	2.515	17:51:05.102
5 -	<b>1:11.250</b>	<b>53.242</b>	<b>2:04.492 (1)</b>	<b>63.04</b>		<b>17:53:09.594</b>
6 -	1:12.125	54.297	2:06.422 (2)	62.07	1.930	17:55:16.016

P5 188 F1 BEST / DAVIES		Wintec SUZUKI - WinTec				
IDEAL LAP TIME : 2:09.255		BEST LAP TIME : 2:09.762		DIFFERENCE : 0.507		
LAP	SECTOR 1	SECTOR 2	LAP TIME	MPH	DIFF	TIME OF DAY
1 -		55.760	2:17.831	56.93	8.069	17:44:36.700
2 -	1:14.543	55.600	2:10.143 (3)	60.30	0.381	17:46:46.843
3 -	<b>1:14.288</b>	55.744	2:10.032 (2)	60.35	0.270	17:48:56.875
4 -	1:14.381	55.822	2:10.203	60.27	0.441	17:51:07.078
5 -	1:15.502	55.206	2:10.708	60.04	0.946	17:53:17.786
6 -	1:14.795	<b>54.967</b>	<b>2:09.762 (1)</b>	<b>60.48</b>		<b>17:55:27.548</b>

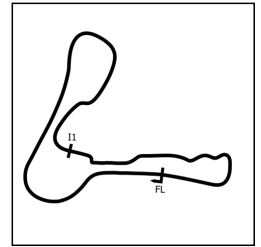
Weather / Track : Cloudy / Wet

Cadwell Park  
Circuit Length = 2.1800 miles  
Start: 17:42 Flag 17:54 End: 17:55

# International Sidecar Revival Meeting 2021

## FSRA Wintec Pre-Injection Sidecars

### RACE 12 - SECTOR ANALYSIS



SECTOR 1 = FL to I1, SECTOR 2 = I1 to FL, DIFF = Difference To Personal Best Lap, P = Crossed Finish Line in Pit Lane, D = Time Disallowed

P6 9 F1 FAIRHURST / CHILDS		Kawasaki ZX9R -				
IDEAL LAP TIME : 2:21.457		BEST LAP TIME : 2:23.217		DIFFERENCE : 1.760		
LAP	SECTOR 1	SECTOR 2	LAP TIME	MPH	DIFF	TIME OF DAY
1 -		1:00.710	2:26.709	53.49	3.492	17:44:45.578
2 -	1:21.961	1:01.488	2:23.449 (2)	54.70	0.232	17:47:09.027
3 -	1:24.235	<b>59.593</b>	2:23.828 (3)	54.56	0.611	17:49:32.855
4 -	1:24.389	1:02.739	2:27.128	53.34	3.911	17:51:59.983
5 -	<b>1:21.864</b>	1:01.353	<b>2:23.217 (1)</b>	<b>54.79</b>		<b>17:54:23.200</b>

P7 967 F2 HODGSON / DAWKINS		Shelbourne HONDA 600 -				
IDEAL LAP TIME : 2:26.243		BEST LAP TIME : 2:27.035		DIFFERENCE : 0.792		
LAP	SECTOR 1	SECTOR 2	LAP TIME	MPH	DIFF	TIME OF DAY
1 -		<b>1:00.300</b>	2:29.821 (2)	52.38	2.786	17:44:48.690
2 -	1:28.120	1:04.516	2:32.636 (3)	51.41	5.601	17:47:21.326
3 -	<b>1:25.943</b>	1:01.092	<b>2:27.035 (1)</b>	<b>53.37</b>		<b>17:49:48.361</b>
4 -	1:30.934	1:06.314	2:37.248	49.90	10.213	17:52:25.609
5 -	1:30.825	1:02.400	2:33.225	51.21	6.190	17:54:58.834

P8 11 F1 COX / SHARPE		-				
IDEAL LAP TIME : 2:25.487		BEST LAP TIME : 2:25.487		DIFFERENCE : 0.000		
LAP	SECTOR 1	SECTOR 2	LAP TIME	MPH	DIFF	TIME OF DAY
1 -		1:02.769	2:43.333	48.04	17.846	17:45:02.202
2 -	1:33.429	1:01.526	2:34.955	50.64	9.468	17:47:37.157
3 -	1:28.123	59.760	2:27.883 (2)	53.06	2.396	17:50:05.040
4 -	<b>1:26.541</b>	<b>58.946</b>	<b>2:25.487 (1)</b>	<b>53.94</b>		<b>17:52:30.527</b>
5 -	1:26.667	1:02.398	2:29.065 (3)	52.64	3.578	17:54:59.592

P9 187 F1 ALEXANDER / MASON		Broadstock YAMAHA FJR 1200 -				
IDEAL LAP TIME : 2:27.775		BEST LAP TIME : 2:27.775		DIFFERENCE : 0.000		
LAP	SECTOR 1	SECTOR 2	LAP TIME	MPH	DIFF	TIME OF DAY
1 -		1:03.566	2:45.766	47.34	17.991	17:45:04.635
2 -	1:31.981	1:02.479	2:34.460	50.80	6.685	17:47:39.095
3 -	1:27.809	1:01.936	2:29.745 (3)	52.40	1.970	17:50:08.840
4 -	1:27.598	1:01.914	2:29.512 (2)	52.49	1.737	17:52:38.352
5 -	<b>1:26.159</b>	<b>1:01.616</b>	<b>2:27.775 (1)</b>	<b>53.10</b>		<b>17:55:06.127</b>

P10 73 F1 CRAWFORD / BAXTER		Yamaha FJ 1200 -				
IDEAL LAP TIME : 2:08.378		BEST LAP TIME : 2:08.378		DIFFERENCE : 0.000		
LAP	SECTOR 1	SECTOR 2	LAP TIME	MPH	DIFF	TIME OF DAY
1 -		56.287	2:16.883	57.33	8.505	17:44:35.752
2 -	1:15.026	55.814	2:10.840 (2)	59.98	2.462	17:46:46.592
3 -	1:13.701	59.055	2:12.756 (3)	59.11	4.378	17:48:59.348
4 -	<b>1:12.974</b>	<b>55.404</b>	<b>2:08.378 (1)</b>	<b>61.13</b>		<b>17:51:07.726</b>

P11 88 F1 STEPHENSON / GILROY		Baker SUZUKI -				
IDEAL LAP TIME : 2:29.836		BEST LAP TIME : 2:29.836		DIFFERENCE : 0.000		
LAP	SECTOR 1	SECTOR 2	LAP TIME	MPH	DIFF	TIME OF DAY
1 -		1:02.386	2:40.527 (3)	48.88	10.691	17:44:59.396
2 -	1:28.071	1:03.214	2:31.285 (2)	51.87	1.449	17:47:30.681
3 -	<b>1:27.880</b>	<b>1:01.956</b>	<b>2:29.836 (1)</b>	<b>52.37</b>		<b>17:50:00.517</b>

P12 97 F2 DAWSON / HULME		Derbyshire YAMAHA FZR 600 - Dawson Classic Motorcycles				
IDEAL LAP TIME : 2:04.236		BEST LAP TIME : 2:04.236		DIFFERENCE : 0.000		
LAP	SECTOR 1	SECTOR 2	LAP TIME	MPH	DIFF	TIME OF DAY
1 -		53.202	2:11.424 (2)	59.71	7.188	17:44:30.293
2 -	<b>1:11.617</b>	<b>52.619</b>	<b>2:04.236 (1)</b>	<b>63.17</b>		<b>17:46:34.529</b>

Weather / Track : Cloudy / Wet

Cadwell Park  
Circuit Length = 2.1800 miles  
Start: 17:42 Flag 17:54 End: 17:55

# International Sidecar Revival Meeting 2021

## FSRA Wintec Pre-Injection Sidecars

### RACE 12 - BEST SECTORS

SECTOR 1			SECTOR 2			IDEAL / BEST COMPARISON						
POS	NO	NAME	TIME	NO	NAME	TIME	POS	NO	NAME	IDEAL	BEST	DIFF
1	10	FISHER / STOKOE	1:05.181	128	HORTON / FORREST	48.827	1	10	FISHER / STOKOE	1:54.209	1:54.209	0.000
2	128	HORTON / FORREST	1:06.683	10	FISHER / STOKOE	49.028	2	128	HORTON / FORREST	1:55.510	1:55.510	0.000
3	181	TIBBLES / GREENWOOD	1:11.250	97	DAWSON / HULME	52.619	3	97	DAWSON / HULME	2:04.236	2:04.236	0.000
4	97	DAWSON / HULME	1:11.617	167	PETTMAN / SAUNDERS	53.011	4	181	TIBBLES / GREENWOOD	2:04.492	2:04.492	0.000
5	167	PETTMAN / SAUNDERS	1:12.702	181	TIBBLES / GREENWOOD	53.242	5	167	PETTMAN / SAUNDERS	2:05.713	2:05.713	0.000
6	73	CRAWFORD / BAXTER	1:12.974	188	BEST / DAVIES	54.967	6	73	CRAWFORD / BAXTER	2:08.378	2:08.378	0.000
7	188	BEST / DAVIES	1:14.288	73	CRAWFORD / BAXTER	55.404	7	188	BEST / DAVIES	2:09.255	2:09.762	0.507
8	9	FAIRHURST / CHILDS	1:21.864	11	COX / SHARPE	58.946	8	9	FAIRHURST / CHILDS	2:21.457	2:23.217	1.760
9	967	HODGSON / DAWKINS	1:25.943	9	FAIRHURST / CHILDS	59.593	9	11	COX / SHARPE	2:25.487	2:25.487	0.000
10	187	ALEXANDER / MASON	1:26.159	967	HODGSON / DAWKINS	1:00.300	10	967	HODGSON / DAWKINS	2:26.243	2:27.035	0.792
11	11	COX / SHARPE	1:26.541	187	ALEXANDER / MASON	1:01.616	11	187	ALEXANDER / MASON	2:27.775	2:27.775	0.000
12	88	STEPHENSON / GILROY	1:27.880	88	STEPHENSON / GILROY	1:01.956	12	88	STEPHENSON / GILROY	2:29.836	2:29.836	0.000
13												
14												

**PERFECT LAP 1:54.008**

Weather / Track : Cloudy / Wet

Results can be found at [www.tsl-timing.com](http://www.tsl-timing.com)

Cadwell Park  
Circuit Length = 2.1800 miles  
Start: 17:42 Flag 17:54 End: 17:55

Printed - 17:57 Saturday, 07 August 2021

# International Sidecar Revival Meeting 2021

## FSRA Wintec Pre-Injection Sidecars

### RACE 12 - STATISTICS

**Competitors Started** 14  
**Planned Start** 2021-08-07 @ 16:25:00.000  
**Actual Start** 2021-08-07 @ 17:42:18.868  
**Finish Time** 2021-08-07 @ 17:54:01.878  
**Track Length** 2.1800mi.  
**Total Laps** 59  
**Total Distance Covered** 128.6211mi.

#### Session Fastest Lap History

NO	CL	NAME	LAP TIME	TIME OF DAY	LAP	VEHICLE
128	F1	HORTON / FORREST	<b>2:03.024</b>	17:44:21.910	1	
128	F1	HORTON / FORREST	<b>1:56.306</b>	17:46:18.216	2	
10	F2	FISHER / STOKOE	<b>1:55.723</b>	17:48:14.987	3	Baker THUNDERCAT
10	F2	FISHER / STOKOE	<b>1:54.209</b>	17:50:09.196	4	Baker THUNDERCAT

#### Session Leader History

NO	CL	NAME	FROM LAP	LAPS LED	DISTANCE	VEHICLE
128	F1	HORTON / FORREST	1	2	4.36 miles	
10	F2	FISHER / STOKOE	3	4	8.72 miles	Baker THUNDERCAT

#### Flag History

TYPE	TIME OF DAY
GREEN	17:42:18.868
FINISH	17:54:01.878

#### Flag Statistics

TYPE	COUNT	TOTAL LAPS	TOTAL TIME
Green	1	6	13:11.953
Red	0	0	0.000
Safety Car	0	0	0.000
FCY	0	0	0.000

# International Sidecar Revival Meeting 2021

## FSRA Wintec Pre-Injection Sidecars

### RACE 12 - STATISTICS

**CLASS : F1**

8 Starters

#### Fastest Lap History

NO	NAME	LAP TIME	TIME OF DAY	LAP	VEHICLE
128	HORTON / FORREST	<b>2:03.024</b>	17:44:21.910	1	
128	HORTON / FORREST	<b>1:56.306</b>	17:46:18.216	2	
128	HORTON / FORREST	<b>1:55.510</b>	17:50:11.375	4	

#### Leader History

NO	NAME	FROM LAP	LAPS LED	DISTANCE	VEHICLE
128	HORTON / FORREST	1	6	13.08 miles	

# International Sidecar Revival Meeting 2021

## FSRA Wintec Pre-Injection Sidecars

### RACE 12 - STATISTICS

CLASS : F2

6 Starters

#### Fastest Lap History

NO	NAME	LAP TIME	TIME OF DAY	LAP	VEHICLE
10	FISHER / STOKOE	<b>2:03.839</b>	17:44:22.728	1	Baker THUNDERCAT
10	FISHER / STOKOE	<b>1:56.535</b>	17:46:19.263	2	Baker THUNDERCAT
10	FISHER / STOKOE	<b>1:55.723</b>	17:48:14.987	3	Baker THUNDERCAT
10	FISHER / STOKOE	<b>1:54.209</b>	17:50:09.196	4	Baker THUNDERCAT


#### Leader History

NO	NAME	FROM LAP	LAPS LED	DISTANCE	VEHICLE
10	FISHER / STOKOE	1	6	13.08 miles	Baker THUNDERCAT

# International Sidecar Revival Meeting 2021

## FSRA Wintec Pre-Injection Sidecars

### RACE 8 - GRID (8 Laps)

ROW 9	17	<b>66</b> WALFORD / TYRRELL	18		
ROW 8		15	<b>125</b> BINGHAM / MILLER	16	<b>111</b> GALLAGHER / SALLEH
ROW 7	13	<b>58</b> SAUNDERS / SAUNDERS	14	<b>22</b> PEARSON / PEARSON	
ROW 6		11	<b>187</b> ALEXANDER / MASON 2:27.775	12	<b>88</b> STEPHENSON / GILROY 2:29.836
ROW 5	9	<b>11</b> COX / SHARPE 2:25.487	10	<b>967</b> HODGSON / DAWKINS 2:27.035	
ROW 4		7	<b>188</b> BEST / DAVIES 2:09.762	8	<b>9</b> FAIRHURST / CHILDS 2:23.217
ROW 3	5	<b>167</b> PETTMAN / SAUNDERS 2:05.713	6	<b>73</b> CRAWFORD / BAXTER 2:08.378	
ROW 2		3	<b>97</b> DAWSON / HULME 2:04.236	4	<b>181</b> TIBBLES / GREENWOOD 2:04.492
ROW 1	1	<b>10</b> FISHER / STOKOE 1:54.209	2	<b>128</b> HORTON / FORREST 1:55.510	
<b>Pole</b>					
					

These results are provisional until the conclusion of any judicial and technical matters.

Cadwell Park  
Circuit Length = 2.1800 miles

Clerk Of Course :	Stewards :	Timekeeper : Craig Smith
-------------------	------------	--------------------------

Results can be found at [www.tsl-timing.com](http://www.tsl-timing.com)

Printed - 17:59 Saturday, 07 August 2021





# International Sidecar Revival Meeting 2021

## FSRA Wintec Pre-Injection Sidecars

### FREE PRACTICE - CLASSIFICATION

POS	NO	CL	PIC NAME	ENTRY	TIME	ON	LAPS	GAP	DIFF	MPH
1	10	F2	1 FISHER / STOKOE	Baker THUNDERCAT - Express Tyre Service Lockerbie	1:49.598	2	2			71.60
2	97	F2	2 DAWSON / HULME	Derbyshire YAMAHA FZR 600 - Dawson Classic Motor	1:51.246	2	3	1.648	1.648	70.54
3	125	F2	3 BINGHAM / SMITH	Derbyshire HONDA - AB Paintworx	2:00.057	3	3	10.459	8.811	65.36
4	128	F1	1 HORTON / FORREST	- Wintec Racing	2:01.001	3	3	11.403	0.944	64.85
5	9	F1	2 FAIRHURST / CHILDS	Kawasaki ZX9R -	2:09.318	2	2	19.720	8.317	60.68
6	58	F2	4 SAUNDERS / SAUNDERS	Ireson YAMAHA -	2:10.341	2	2	20.743	1.023	60.21
7	22	F2	5 PEARSON / PEARSON	Windle YAMAHA -			0			

Weather / Track : Cloudy / Dry

These results are provisional until the conclusion of any judicial and technical matters.

Cadwell Park

Circuit Length = 2.1800 miles

Start: 09:56 Flag 10:03 End: 10:04

Clerk Of Course :

Stewards :

Timekeeper : Craig Smith

Results can be found at [www.tsl-timing.com](http://www.tsl-timing.com)

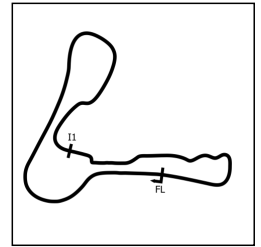
Printed - 10:05 Sunday, 08 August 2021



# International Sidecar Revival Meeting 2021

## FSRA Wintec Pre-Injection Sidecars

### FREE PRACTICE - SECTOR ANALYSIS



SECTOR 1 = FL to I1, SECTOR 2 = I1 to FL, DIFF = Difference To Personal Best Lap, P = Crossed Finish Line in Pit Lane, D = Time Disallowed

P1		10 F2		FISHER / STOKOE		Baker THUNDERCAT - Express Tyre Service Lockerbie	
IDEAL LAP TIME : 1:49.039		BEST LAP TIME : 1:49.598		DIFFERENCE : 0.559			
LAP	SECTOR 1	SECTOR 2	LAP TIME	MPH	DIFF	TIME OF DAY	
1 -	1:10.146	47.826	1:57.972 (2)	66.52	8.374	09:59:06.832	
2 -	1:03.038	<b>46.560</b>	<b>1:49.598 (1)</b>	<b>71.60</b>		<b>10:00:56.430</b>	

P2		97 F2		DAWSON / HULME		Derbyshire YAMAHA FZR 600 - Dawson Classic Motorcycles	
IDEAL LAP TIME : 1:51.246		BEST LAP TIME : 1:51.246		DIFFERENCE : 0.000			
LAP	SECTOR 1	SECTOR 2	LAP TIME	MPH	DIFF	TIME OF DAY	
1 -	1:08.869	48.344	1:57.213 (2)	66.95	5.967	09:59:08.775	
2 -	<b>1:03.896</b>	<b>47.350</b>	<b>1:51.246 (1)</b>	<b>70.54</b>		<b>10:01:00.021</b>	
3 -	1:04.087	53.929	1:58.016 (3)	66.50	6.770	10:02:58.037	

P3		125 F2		BINGHAM / SMITH		Derbyshire HONDA - AB Paintworx	
IDEAL LAP TIME : 2:00.057		BEST LAP TIME : 2:00.057		DIFFERENCE : 0.000			
LAP	SECTOR 1	SECTOR 2	LAP TIME	MPH	DIFF	TIME OF DAY	
1 -	1:17.247	52.217	2:09.464 (3)	60.61	9.407	09:59:24.356	
2 -	1:11.509	50.085	2:01.594 (2)	64.54	1.537	10:01:25.950	
3 -	<b>1:10.266</b>	<b>49.791</b>	<b>2:00.057 (1)</b>	<b>65.36</b>		<b>10:03:26.007</b>	

P4		128 F1		HORTON / FORREST		- Wintec Racing	
IDEAL LAP TIME : 2:01.001		BEST LAP TIME : 2:01.001		DIFFERENCE : 0.000			
LAP	SECTOR 1	SECTOR 2	LAP TIME	MPH	DIFF	TIME OF DAY	
1 -	1:14.830	51.625	2:06.455 (3)	62.06	5.454	09:59:14.238	
2 -	1:11.236	50.137	2:01.373 (2)	64.66	0.372	10:01:15.611	
3 -	<b>1:11.162</b>	<b>49.839</b>	<b>2:01.001 (1)</b>	<b>64.85</b>		<b>10:03:16.612</b>	

P5		9 F1		FAIRHURST / CHILDS		Kawasaki ZX9R -	
IDEAL LAP TIME : 2:09.318		BEST LAP TIME : 2:09.318		DIFFERENCE : 0.000			
LAP	SECTOR 1	SECTOR 2	LAP TIME	MPH	DIFF	TIME OF DAY	
1 -	1:25.597	58.889	2:24.486 (2)	54.31	15.168	09:59:58.072	
2 -	<b>1:14.326</b>	<b>54.992</b>	<b>2:09.318 (1)</b>	<b>60.68</b>		<b>10:02:07.390</b>	

P6		58 F2		SAUNDERS / SAUNDERS		Ireson YAMAHA -	
IDEAL LAP TIME : 2:10.341		BEST LAP TIME : 2:10.341		DIFFERENCE : 0.000			
LAP	SECTOR 1	SECTOR 2	LAP TIME	MPH	DIFF	TIME OF DAY	
1 -	1:19.456	57.399	2:16.855 (2)	57.34	6.514	09:59:45.391	
2 -	<b>1:15.030</b>	<b>55.311</b>	<b>2:10.341 (1)</b>	<b>60.21</b>		<b>10:01:55.732</b>	

Weather / Track : Cloudy / Dry

Cadwell Park  
Circuit Length = 2.1800 miles  
Start: 09:56 Flag 10:03 End: 10:04

Results can be found at [www.tsl-timing.com](http://www.tsl-timing.com)

Printed - 10:05 Sunday, 08 August 2021

# International Sidecar Revival Meeting 2021

## FSRA Wintec Pre-Injection Sidecars

### FREE PRACTICE - BEST SECTORS

SECTOR 1				SECTOR 2		IDEAL / BEST COMPARISON						
POS	NO	NAME	TIME	NO	NAME	TIME	POS	NO	NAME	IDEAL	BEST	DIFF
									<b>PERFECT LAP</b>	<b>1:49.039</b>		
1	10	FISHER / STOKOE	<b>1:02.479</b>	10	FISHER / STOKOE	<b>46.560</b>	1	10	FISHER / STOKOE	1:49.039	1:49.598	0.559
2	97	DAWSON / HULME	<b>1:03.896</b>	97	DAWSON / HULME	<b>47.350</b>	2	97	DAWSON / HULME	1:51.246	1:51.246	0.000
3	125	BINGHAM / SMITH	<b>1:10.266</b>	125	BINGHAM / SMITH	<b>49.791</b>	3	125	BINGHAM / SMITH	2:00.057	2:00.057	0.000
4	128	HORTON / FORREST	<b>1:11.162</b>	128	HORTON / FORREST	<b>49.839</b>	4	128	HORTON / FORREST	2:01.001	2:01.001	0.000
5	9	FAIRHURST / CHILDS	<b>1:14.326</b>	9	FAIRHURST / CHILDS	<b>54.992</b>	5	9	FAIRHURST / CHILDS	2:09.318	2:09.318	0.000
6	58	SAUNDERS / SAUNDERS	<b>1:15.030</b>	58	SAUNDERS / SAUNDERS	<b>55.311</b>	6	58	SAUNDERS / SAUNDERS	2:10.341	2:10.341	0.000
7												

Weather / Track : Cloudy / Dry

Results can be found at [www.tsl-timing.com](http://www.tsl-timing.com)

Cadwell Park  
Circuit Length = 2.1800 miles  
Start: 09:56 Flag 10:03 End: 10:04

Printed - 10:05 Sunday, 08 August 2021

# International Sidecar Revival Meeting 2021

## FSRA Wintec Pre-Injection Sidecars

### FREE PRACTICE - STATISTICS

**Competitors Started** 7  
**Planned Start** 2021-08-08 @ 10:05:00.000  
**Actual Start** 2021-08-08 @ 09:56:22.715  
**Finish Time** 2021-08-08 @ 10:03:15.603  
**Track Length** 2.1800mi.  
**Total Laps** 15  
**Total Distance Covered** 32.7002mi.

#### Session Fastest Lap History

NO	CL	NAME	LAP TIME	TIME OF DAY	LAP	VEHICLE
10	F2	FISHER / STOKOE	<b>1:57.972</b>	09:59:06.852	1	Baker THUNDERCAT
97	F2	DAWSON / HULME	<b>1:57.213</b>	09:59:08.794	1	Derbyshire YAMAHA FZR 600
10	F2	FISHER / STOKOE	<b>1:49.598</b>	10:00:56.450	2	Baker THUNDERCAT

#### Flag History

TYPE	TIME OF DAY
GREEN	09:56:22.715
FINISH	10:03:15.603

#### Flag Statistics

TYPE	COUNT	TOTAL LAPS	TOTAL TIME
Green	1	3	8:32.780
Red	0	0	0.000
Safety Car	0	0	0.000
FCY	0	0	0.000

# International Sidecar Revival Meeting 2021

## FSRA Wintec Pre-Injection Sidecars

### FREE PRACTICE - STATISTICS

**CLASS : F1**

2 Starters

#### Fastest Lap History

NO	NAME	LAP TIME	TIME OF DAY	LAP	VEHICLE
128	HORTON / FORREST	<b>2:06.455</b>	09:59:14.258	1	
128	HORTON / FORREST	<b>2:01.373</b>	10:01:15.631	2	
128	HORTON / FORREST	<b>2:01.001</b>	10:03:16.632	3	

Weather / Track : Cloudy / Dry

Results can be found at [www.tsl-timing.com](http://www.tsl-timing.com)

Page 2 of 3

Cadwell Park  
Circuit Length = 2.1800 miles  
Start: 09:56 Flag 10:03 End: 10:04

Printed - 10:05 Sunday, 08 August 2021

# International Sidecar Revival Meeting 2021

## FSRA Wintec Pre-Injection Sidecars

### FREE PRACTICE - STATISTICS

**CLASS : F2**

**5 Starters**

#### Fastest Lap History

NO	NAME	LAP TIME	TIME OF DAY	LAP	VEHICLE
10	FISHER / STOKOE	<b>1:57.972</b>	09:59:06.852	1	Baker THUNDERCAT
97	DAWSON / HULME	<b>1:57.213</b>	09:59:08.794	1	Derbyshire YAMAHA FZR 600
10	FISHER / STOKOE	<b>1:49.598</b>	10:00:56.450	2	Baker THUNDERCAT

Weather / Track : Cloudy / Dry

Results can be found at [www.tsl-timing.com](http://www.tsl-timing.com)

Page 3 of 3

Cadwell Park  
Circuit Length = 2.1800 miles  
Start: 09:56 Flag 10:03 End: 10:04

Printed - 10:05 Sunday, 08 August 2021

# International Sidecar Revival Meeting 2021

## FSRA Wintec Pre-Injection Sidecars

### RACE 8 - CLASSIFICATION

POS	NO	CL	PIC NAME	ENTRY	LAPS	TIME	GAP	DIFF	MPH	BEST	ON
1	10	F2	1 FISHER / STOKOE	Baker THUNDERCAT - Express Tyre Service Locker	8	16:36.461			63.00	2:02.148	4
2	97	F2	2 DAWSON / HULME	Derbyshire YAMAHA FZR 600 - Dawson Classic Mot	8	17:08.429	31.968	31.968	61.04	2:06.304	5
3	167	F2	3 PETTMAN / SAUNDERS	Windle 600 YAMAHA - Wintec Racing	8	17:25.142	48.681	16.713	60.07	2:08.336	4
4	58	F2	4 SAUNDERS / SAUNDERS	Ireson YAMAHA -	8	17:46.201	1:09.740	21.059	58.88	2:08.855	4
5	125	F2	5 BINGHAM / SMITH	Derbyshire HONDA - AB Paintworx	8	17:52.258	1:15.797	6.057	58.55	2:07.776	6
6	188	F1	1 BEST / DAVIES	Wintec SUZUKI - WinTec	8	18:25.707	1:49.246	33.449	56.78	2:15.796	3
7	181	F1	2 TIBBLES / GREENWOOD	Yamaha FJ 1100 -	8	18:49.524	2:13.063	23.817	55.58	2:14.852	7
8	967	F2	6 HODGSON / DAWKINS	Shelbourne HONDA 600 -	7	17:05.445	1 Lap	1 Lap	53.57	2:23.538	2
9	88	F1	3 STEPHENSON / GILROY	Baker SUZUKI -	7	17:29.868	1 Lap	24.423	52.32	2:24.562	4
10	11	F1	4 COX / SHARPE	-	7	18:04.394	1 Lap	34.526	50.66	2:29.482	4
11	187	F1	5 ALEXANDER / MASON	Broadstock YAMAHA FJR 1200 -	7	18:12.173	1 Lap	7.779	50.30	2:32.963	6
NOT CLASSIFIED											
DNF	128	F1	HORTON / FORREST	- Wintec Racing	0						
FASTEST LAP											
	10	F2	FISHER / STOKOE	Baker THUNDERCAT - Express Tyre Service Locker	4	2:02.148		64.25 mph		103.40 kph	
	181	F1	TIBBLES / GREENWOOD	Yamaha FJ 1100 -	7	2:14.852		58.19 mph		93.66 kph	

Class F2 - 92.5% of Race Speed = 58.27 mph

Class F1 - 92.5% of Race Speed = 52.52 mph

Cadwell Park: 2.1800 miles

Race Distance: 8 Laps / 17.44 miles

Start: 14:39 Flag 14:55 End: 14:58

Weather / Track : Drizzle / Wet

These results are provisional until the conclusion of any judicial and technical matters.

Clerk Of Course :	Stewards :	Timekeeper : Craig Smith
-------------------	------------	--------------------------

Results can be found at [www.tsl-timing.com](http://www.tsl-timing.com)

Printed - 14:58 Sunday, 08 August 2021



# International Sidecar Revival Meeting 2021

## FSRA Wintec Pre-Injection Sidecars

### RACE 8 - LAP CHART

#### LAP 1 @ 14:41:27.994

NO	BEHIND	LAP TIME
10		2:07.906
97	5.722	2:13.628
167	9.817	2:17.723
967	16.417	2:24.323
181	16.740	2:24.646
188	17.652	2:25.558
58	18.049	2:25.955
125	19.769	2:27.675
88	28.340	2:36.246
11	37.651	2:45.557
187	38.248	2:46.154

#### LAP 2 @ 14:43:31.338

NO	BEHIND	LAP TIME
10		2:03.344
97	8.993	2:06.615
167	18.147	2:11.674
181	31.562	2:18.166
58	31.792	2:17.087
188	34.505	2:20.197
967	36.611	2:23.538
125	36.863	2:20.438
88	54.074	2:29.078
11	1:10.075	2:35.768
187	1:11.758	2:36.854

#### LAP 3 @ 14:45:34.314

NO	BEHIND	LAP TIME
10		2:02.976
97	12.480	2:06.463
167	24.602	2:09.431
58	37.929	2:09.113
181	46.382	2:17.796
188	47.325	2:15.796
125	47.606	2:13.719
967	59.659	2:26.024
88	1:16.257	2:25.159
11	1:39.800	2:32.701
187	1:42.100	2:33.318

#### LAP 4 @ 14:47:36.462

NO	BEHIND	LAP TIME
10		2:02.148
97	19.123	2:08.791
167	30.790	2:08.336
58	44.636	2:08.855
125	1:01.712	2:16.254
181	1:01.820	2:17.586
188	1:02.438	2:17.261
967	1:22.446	2:24.935
88	1:38.671	2:24.562

#### LAP 5 @ 14:49:40.392

NO	BEHIND	LAP TIME
10		2:03.930
11	1 Lap	2:29.482
187	1 Lap	2:33.304
97	21.497	2:06.304
167	36.080	2:09.220

58	50.217	2:09.511
125	1:06.453	2:08.671
181	1:13.700	2:15.810
188	1:15.597	2:17.089
967	1:46.839	2:28.323

#### LAP 6 @ 14:51:44.494

NO	BEHIND	LAP TIME
10		2:04.102
88	1 Lap	2:31.463
97	23.817	2:06.422
11	1 Lap	2:30.684
187	1 Lap	2:33.399
167	41.192	2:09.214
58	56.079	2:09.964
125	1:10.127	2:07.776
181	1:27.613	2:18.015
188	1:27.812	2:16.317

#### LAP 7 @ 14:53:50.014

NO	BEHIND	LAP TIME
10		2:05.520
967	1 Lap	2:29.656
88	1 Lap	2:26.819
97	27.421	2:09.124
167	45.511	2:09.839
11	1 Lap	2:34.943
58	1:05.351	2:14.792
187	1 Lap	2:32.963
125	1:13.507	2:08.900
181	1:36.945	2:14.852
188	1:38.106	2:15.814

#### LAP 8 @ 14:55:56.549

NO	BEHIND	LAP TIME
10		2:06.535
967	1 Lap	2:28.646
97	31.968	2:11.082
167	48.681	2:09.705
88	1 Lap	2:36.541
58	1:09.740	2:10.924
125	1:15.797	2:08.825
11	1 Lap	2:35.259
187	1 Lap	2:36.181
188	1:49.246	2:17.675
181	2:13.063	2:42.653

Weather / Track : Drizzle / Wet

Results can be found at [www.tsl-timing.com](http://www.tsl-timing.com)

Cadwell Park  
Circuit Length = 2.1800 miles  
Start: 14:39 Flag 14:55 End: 14:58

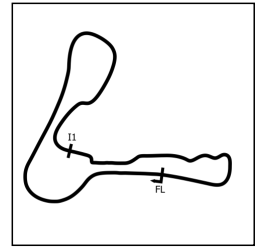
Printed - 14:58 Sunday, 08 August 2021



# International Sidecar Revival Meeting 2021

## FSRA Wintec Pre-Injection Sidecars

### RACE 8 - SECTOR ANALYSIS



SECTOR 1 = FL to I1, SECTOR 2 = I1 to FL, DIFF = Difference To Personal Best Lap, P = Crossed Finish Line in Pit Lane, D = Time Disallowed

P1 10 F2 FISHER / STOKOE		Baker THUNDERCAT - Express Tyre Service Lockerbie				
IDEAL LAP TIME : 2:02.122		BEST LAP TIME : 2:02.148		DIFFERENCE : 0.026		
LAP	SECTOR 1	SECTOR 2	LAP TIME	MPH	DIFF	TIME OF DAY
1 -		52.987	2:07.906	61.35	5.758	14:41:27.994
2 -	1:10.678	52.666	2:03.344 (3)	63.62	1.196	14:43:31.338
3 -	1:10.036	52.940	2:02.976 (2)	63.81	0.828	14:45:34.314
4 -	1:09.707	<b>52.441</b>	<b>2:02.148 (1)</b>	<b>64.25</b>		<b>14:47:36.462</b>
5 -	<b>1:09.681</b>	54.249	2:03.930	63.32	1.782	14:49:40.392
6 -	1:10.459	53.643	2:04.102	63.23	1.954	14:51:44.494
7 -	1:11.347	54.173	2:05.520	62.52	3.372	14:53:50.014
8 -	1:12.415	54.120	2:06.535	62.02	4.387	14:55:56.549

P2 97 F2 DAWSON / HULME		Derbyshire YAMAHA FZR 600 - Dawson Classic Motorcycles				
IDEAL LAP TIME : 2:05.514		BEST LAP TIME : 2:06.304		DIFFERENCE : 0.790		
LAP	SECTOR 1	SECTOR 2	LAP TIME	MPH	DIFF	TIME OF DAY
1 -		53.778	2:13.628	58.73	7.324	14:41:33.716
2 -	1:13.140	<b>53.475</b>	2:06.615	61.98	0.311	14:43:40.331
3 -	1:12.511	53.952	2:06.463 (3)	62.05	0.159	14:45:46.794
4 -	1:14.817	53.974	2:08.791	60.93	2.487	14:47:55.585
5 -	1:12.749	53.555	<b>2:06.304 (1)</b>	<b>62.13</b>		<b>14:50:01.889</b>
6 -	<b>1:12.039</b>	54.383	2:06.422 (2)	62.07	0.118	14:52:08.311
7 -	1:14.039	55.085	2:09.124	60.77	2.820	14:54:17.435
8 -	1:14.978	56.104	2:11.082	59.87	4.778	14:56:28.517

P3 167 F2 PETTMAN / SAUNDERS		Windle 600 YAMAHA - Wintec Racing				
IDEAL LAP TIME : 2:08.294		BEST LAP TIME : 2:08.336		DIFFERENCE : 0.042		
LAP	SECTOR 1	SECTOR 2	LAP TIME	MPH	DIFF	TIME OF DAY
1 -		55.313	2:17.723	56.98	9.387	14:41:37.811
2 -	1:16.070	55.604	2:11.674	59.60	3.338	14:43:49.485
3 -	1:15.002	54.429	2:09.431	60.63	1.095	14:45:58.916
4 -	<b>1:14.081</b>	54.255	<b>2:08.336 (1)</b>	<b>61.15</b>		<b>14:48:07.252</b>
5 -	1:14.393	54.827	2:09.220 (3)	60.73	0.884	14:50:16.472
6 -	1:14.506	54.708	2:09.214 (2)	60.73	0.878	14:52:25.686
7 -	1:15.626	<b>54.213</b>	2:09.839	60.44	1.503	14:54:35.525
8 -	1:14.904	54.801	2:09.705	60.50	1.369	14:56:45.230

P4 58 F2 SAUNDERS / SAUNDERS		Ireson YAMAHA -				
IDEAL LAP TIME : 2:08.815		BEST LAP TIME : 2:08.855		DIFFERENCE : 0.040		
LAP	SECTOR 1	SECTOR 2	LAP TIME	MPH	DIFF	TIME OF DAY
1 -		59.343	2:25.955	53.77	17.100	14:41:46.043
2 -	1:19.342	57.745	2:17.087	57.24	8.232	14:44:03.130
3 -	1:14.420	54.693	2:09.113 (2)	60.78	0.258	14:46:12.243
4 -	1:14.336	<b>54.519</b>	<b>2:08.855 (1)</b>	<b>60.90</b>		<b>14:48:21.098</b>
5 -	1:14.785	54.726	2:09.511 (3)	60.59	0.656	14:50:30.609
6 -	<b>1:14.296</b>	55.668	2:09.964	60.38	1.109	14:52:40.573
7 -	1:15.836	58.956	2:14.792	58.22	5.937	14:54:55.365
8 -	1:15.442	55.482	2:10.924	59.94	2.069	14:57:06.289

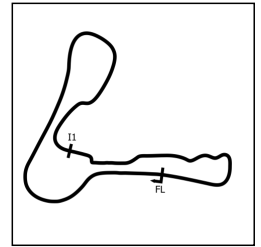
Weather / Track : Drizzle / Wet

Cadwell Park  
Circuit Length = 2.1800 miles  
Start: 14:39 Flag 14:55 End: 14:58

# International Sidecar Revival Meeting 2021

## FSRA Wintec Pre-Injection Sidecars

### RACE 8 - SECTOR ANALYSIS



SECTOR 1 = FL to I1, SECTOR 2 = I1 to FL, DIFF = Difference To Personal Best Lap, P = Crossed Finish Line in Pit Lane, D = Time Disallowed

P5 125 F2 BINGHAM / SMITH		Derbyshire HONDA - AB Paintworx				
IDEAL LAP TIME : 2:07.776		BEST LAP TIME : 2:07.776		DIFFERENCE : 0.000		
LAP	SECTOR 1	SECTOR 2	LAP TIME	MPH	DIFF	TIME OF DAY
1 -		58.021	2:27.675	53.14	19.899	14:41:47.763
2 -	1:20.810	59.628	2:20.438	55.88	12.662	14:44:08.201
3 -	1:17.181	56.538	2:13.719	58.69	5.943	14:46:21.920
4 -	1:18.512	57.742	2:16.254	57.59	8.478	14:48:38.174
5 -	1:15.023	53.648	2:08.671 (2)	60.99	0.895	14:50:46.845
6 -	<b>1:14.633</b>	<b>53.143</b>	<b>2:07.776 (1)</b>	<b>61.42</b>		<b>14:52:54.621</b>
7 -	1:14.836	54.064	2:08.900	60.88	1.124	14:55:03.521
8 -	1:15.033	53.792	2:08.825 (3)	60.92	1.049	14:57:12.346

P6 188 F1 BEST / DAVIES		Wintec SUZUKI - WinTec				
IDEAL LAP TIME : 2:13.783		BEST LAP TIME : 2:15.796		DIFFERENCE : 2.013		
LAP	SECTOR 1	SECTOR 2	LAP TIME	MPH	DIFF	TIME OF DAY
1 -		59.476	2:25.558	53.91	9.762	14:41:45.646
2 -	1:21.460	58.737	2:20.197	55.97	4.401	14:44:05.843
3 -	<b>1:17.006</b>	58.790	<b>2:15.796 (1)</b>	<b>57.79</b>		<b>14:46:21.639</b>
4 -	1:18.055	59.206	2:17.261	57.17	1.465	14:48:38.900
5 -	1:18.945	58.144	2:17.089	57.24	1.293	14:50:55.989
6 -	1:18.318	57.999	2:16.317 (3)	57.57	0.521	14:53:12.306
7 -	1:19.037	<b>56.777</b>	2:15.814 (2)	57.78	0.018	14:55:28.120
8 -	1:19.162	58.513	2:17.675	57.00	1.879	14:57:45.795

P7 181 F1 TIBBLES / GREENWOOD		Yamaha FJ 1100 -				
IDEAL LAP TIME : 2:14.852		BEST LAP TIME : 2:14.852		DIFFERENCE : 0.000		
LAP	SECTOR 1	SECTOR 2	LAP TIME	MPH	DIFF	TIME OF DAY
1 -		59.966	2:24.646	54.25	9.794	14:41:44.734
2 -	1:19.934	58.232	2:18.166	56.80	3.314	14:44:02.900
3 -	1:19.168	58.628	2:17.796	56.95	2.944	14:46:20.696
4 -	1:18.354	59.232	2:17.586 (3)	57.04	2.734	14:48:38.282
5 -	1:18.297	57.513	2:15.810 (2)	57.78	0.958	14:50:54.092
6 -	1:18.619	59.396	2:18.015	56.86	3.163	14:53:12.107
7 -	<b>1:18.284</b>	<b>56.568</b>	<b>2:14.852 (1)</b>	<b>58.19</b>		<b>14:55:26.959</b>
8 -	1:44.042	58.611	2:42.653	48.25	27.801	14:58:09.612

P8 967 F2 HODGSON / DAWKINS		Shelbourne HONDA 600 -				
IDEAL LAP TIME : 2:20.516		BEST LAP TIME : 2:23.538		DIFFERENCE : 3.022		
LAP	SECTOR 1	SECTOR 2	LAP TIME	MPH	DIFF	TIME OF DAY
1 -		<b>59.100</b>	2:24.323 (2)	54.37	0.785	14:41:44.411
2 -	1:23.293	1:00.245	<b>2:23.538 (1)</b>	<b>54.67</b>		<b>14:44:07.949</b>
3 -	<b>1:21.416</b>	1:04.608	2:26.024	53.74	2.486	14:46:33.973
4 -	1:24.451	1:00.484	2:24.935 (3)	54.14	1.397	14:48:58.908
5 -	1:26.264	1:02.059	2:28.323	52.91	4.785	14:51:27.231
6 -	1:26.897	1:02.759	2:29.656	52.44	6.118	14:53:56.887
7 -	1:26.523	1:02.123	2:28.646	52.79	5.108	14:56:25.533

P9 88 F1 STEPHENSON / GILROY		Baker SUZUKI -				
IDEAL LAP TIME : 2:23.004		BEST LAP TIME : 2:24.562		DIFFERENCE : 1.558		
LAP	SECTOR 1	SECTOR 2	LAP TIME	MPH	DIFF	TIME OF DAY
1 -		1:01.762	2:36.246	50.22	11.684	14:41:56.334
2 -	1:26.757	1:02.321	2:29.078	52.64	4.516	14:44:25.412
3 -	1:23.554	1:01.605	2:25.159 (2)	54.06	0.597	14:46:50.571
4 -	<b>1:22.274</b>	1:02.288	<b>2:24.562 (1)</b>	<b>54.28</b>		<b>14:49:15.133</b>
5 -	1:28.338	1:03.125	2:31.463	51.81	6.901	14:51:46.596
6 -	1:26.089	<b>1:00.730</b>	2:26.819 (3)	53.45	2.257	14:54:13.415
7 -	1:33.479	1:03.062	2:36.541	50.13	11.979	14:56:49.956

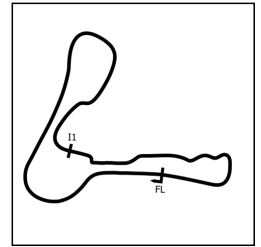
Weather / Track : Drizzle / Wet

Cadwell Park  
Circuit Length = 2.1800 miles  
Start: 14:39 Flag 14:55 End: 14:58

# International Sidecar Revival Meeting 2021

## FSRA Wintec Pre-Injection Sidecars

### RACE 8 - SECTOR ANALYSIS



SECTOR 1 = FL to I1, SECTOR 2 = I1 to FL, DIFF = Difference To Personal Best Lap, P = Crossed Finish Line in Pit Lane, D = Time Disallowed

P10		11 F1		COX / SHARPE		-	
IDEAL LAP TIME : 2:29.482		BEST LAP TIME : 2:29.482		DIFFERENCE : 0.000			
LAP	SECTOR 1	SECTOR 2	LAP TIME	MPH	DIFF	TIME OF DAY	
1 -		1:07.142	2:45.557	47.40	16.075	14:42:05.645	
2 -	1:32.672	1:03.096	2:35.768	50.38	6.286	14:44:41.413	
3 -	1:30.171	1:02.530	2:32.701 (3)	51.39	3.219	14:47:14.114	
4 -	<b>1:27.114</b>	<b>1:02.368</b>	<b>2:29.482 (1)</b>	<b>52.50</b>		<b>14:49:43.596</b>	
5 -	1:27.644	1:03.040	2:30.684 (2)	52.08	1.202	14:52:14.280	
6 -	1:31.504	1:03.439	2:34.943	50.65	5.461	14:54:49.223	
7 -	1:31.164	1:04.095	2:35.259	50.54	5.777	14:57:24.482	

P11		187 F1		ALEXANDER / MASON		Broadstock YAMAHA FJR 1200 -	
IDEAL LAP TIME : 2:31.284		BEST LAP TIME : 2:32.963		DIFFERENCE : 1.679			
LAP	SECTOR 1	SECTOR 2	LAP TIME	MPH	DIFF	TIME OF DAY	
1 -		1:07.089	2:46.154	47.23	13.191	14:42:06.242	
2 -	1:33.459	1:03.395	2:36.854	50.03	3.891	14:44:43.096	
3 -	1:29.903	1:03.415	2:33.318 (3)	51.18	0.355	14:47:16.414	
4 -	1:28.746	1:04.558	2:33.304 (2)	51.19	0.341	14:49:49.718	
5 -	1:30.158	<b>1:03.241</b>	2:33.399	51.16	0.436	14:52:23.117	
6 -	1:29.399	1:03.564	<b>2:32.963 (1)</b>	<b>51.30</b>		<b>14:54:56.080</b>	
7 -	<b>1:28.043</b>	1:08.138	2:36.181	50.24	3.218	14:57:32.261	

# International Sidecar Revival Meeting 2021

## FSRA Wintec Pre-Injection Sidecars

### RACE 8 - BEST SECTORS

SECTOR 1			SECTOR 2			IDEAL / BEST COMPARISON						
POS	NO	NAME	TIME	NO	NAME	TIME	POS	NO	NAME	IDEAL	BEST	DIFF
1	10	FISHER / STOKOE	1:09.681	10	FISHER / STOKOE	52.441	1	10	FISHER / STOKOE	2:02.122	2:02.148	0.026
2	97	DAWSON / HULME	1:12.039	125	BINGHAM / SMITH	53.143	2	97	DAWSON / HULME	2:05.514	2:06.304	0.790
3	167	PETTMAN / SAUNDERS	1:14.081	97	DAWSON / HULME	53.475	3	125	BINGHAM / SMITH	2:07.776	2:07.776	0.000
4	58	SAUNDERS / SAUNDERS	1:14.296	167	PETTMAN / SAUNDERS	54.213	4	167	PETTMAN / SAUNDERS	2:08.294	2:08.336	0.042
5	125	BINGHAM / SMITH	1:14.633	58	SAUNDERS / SAUNDERS	54.519	5	58	SAUNDERS / SAUNDERS	2:08.815	2:08.855	0.040
6	188	BEST / DAVIES	1:17.006	181	TIBBLES / GREENWOOD	56.568	6	188	BEST / DAVIES	2:13.783	2:15.796	2.013
7	181	TIBBLES / GREENWOOD	1:18.284	188	BEST / DAVIES	56.777	7	181	TIBBLES / GREENWOOD	2:14.852	2:14.852	0.000
8	967	HODGSON / DAWKINS	1:21.416	967	HODGSON / DAWKINS	59.100	8	967	HODGSON / DAWKINS	2:20.516	2:23.538	3.022
9	88	STEPHENSON / GILROY	1:22.274	88	STEPHENSON / GILROY	1:00.730	9	88	STEPHENSON / GILROY	2:23.004	2:24.562	1.558
10	11	COX / SHARPE	1:27.114	11	COX / SHARPE	1:02.368	10	11	COX / SHARPE	2:29.482	2:29.482	0.000
11	187	ALEXANDER / MASON	1:28.043	187	ALEXANDER / MASON	1:03.241	11	187	ALEXANDER / MASON	2:31.284	2:32.963	1.679
12												

PERFECT LAP 2:02.122

Weather / Track : Drizzle / Wet

Results can be found at [www.tsl-timing.com](http://www.tsl-timing.com)

Cadwell Park  
Circuit Length = 2.1800 miles  
Start: 14:39 Flag 14:55 End: 14:58

Printed - 14:58 Sunday, 08 August 2021

# International Sidecar Revival Meeting 2021

## FSRA Wintec Pre-Injection Sidecars

### RACE 8 - STATISTICS

**Competitors Started** 11  
**Planned Start** 2021-08-08 @ 14:25:00.000  
**Actual Start** 2021-08-08 @ 14:39:20.087  
**Finish Time** 2021-08-08 @ 14:55:56.548  
**Track Length** 2.1800mi.  
**Total Laps** 84  
**Total Distance Covered** 183.1215mi.

#### Session Fastest Lap History

NO	CL	NAME	LAP TIME	TIME OF DAY	LAP	VEHICLE
10	F2	FISHER / STOKOE	<b>2:07.906</b>	14:41:28.015	1	Baker THUNDERCAT
10	F2	FISHER / STOKOE	<b>2:03.344</b>	14:43:31.360	2	Baker THUNDERCAT
10	F2	FISHER / STOKOE	<b>2:02.976</b>	14:45:34.335	3	Baker THUNDERCAT
10	F2	FISHER / STOKOE	<b>2:02.148</b>	14:47:36.484	4	Baker THUNDERCAT

#### Session Leader History

NO	CL	NAME	FROM LAP	LAPS LED	DISTANCE	VEHICLE
10	F2	FISHER / STOKOE	1	8	17.44 miles	Baker THUNDERCAT

#### Flag History

TYPE	TIME OF DAY
GREEN	14:39:20.087
FINISH	14:55:56.548

#### Flag Statistics

TYPE	COUNT	TOTAL LAPS	TOTAL TIME
Green	1	8	18:52.642
Red	0	0	0.000
Safety Car	0	0	0.000
FCY	0	0	0.000

# International Sidecar Revival Meeting 2021

## FSRA Wintec Pre-Injection Sidecars

### RACE 8 - STATISTICS

CLASS : F1

5 Starters

#### Fastest Lap History

NO	NAME	LAP TIME	TIME OF DAY	LAP	VEHICLE
181	TIBBLES / GREENWOOD	<b>2:24.646</b>	14:41:44.753	1	Yamaha FJ 1100
181	TIBBLES / GREENWOOD	<b>2:18.166</b>	14:44:02.918	2	Yamaha FJ 1100
181	TIBBLES / GREENWOOD	<b>2:17.796</b>	14:46:20.713	3	Yamaha FJ 1100
188	BEST / DAVIES	<b>2:15.796</b>	14:46:21.658	3	Wintec SUZUKI
181	TIBBLES / GREENWOOD	<b>2:14.852</b>	14:55:26.977	7	Yamaha FJ 1100

#### Leader History

NO	NAME	FROM LAP	LAPS LED	DISTANCE	VEHICLE
181	TIBBLES / GREENWOOD	1	7	15.26 miles	Yamaha FJ 1100
188	BEST / DAVIES	8	1	2.18 miles	Wintec SUZUKI

# International Sidecar Revival Meeting 2021

## FSRA Wintec Pre-Injection Sidecars

### RACE 8 - STATISTICS

**CLASS : F2**

**6 Starters**

#### Fastest Lap History

NO	NAME	LAP TIME	TIME OF DAY	LAP	VEHICLE
10	FISHER / STOKOE	<b>2:07.906</b>	14:41:28.015	1	Baker THUNDERCAT
10	FISHER / STOKOE	<b>2:03.344</b>	14:43:31.360	2	Baker THUNDERCAT
10	FISHER / STOKOE	<b>2:02.976</b>	14:45:34.335	3	Baker THUNDERCAT
10	FISHER / STOKOE	<b>2:02.148</b>	14:47:36.484	4	Baker THUNDERCAT


#### Leader History

NO	NAME	FROM LAP	LAPS LED	DISTANCE	VEHICLE
10	FISHER / STOKOE	1	8	17.44 miles	Baker THUNDERCAT

# International Sidecar Revival Meeting 2021

## FSRA Wintec Pre-Injection Sidecars

### RACE 17 - GRID (6 Laps)

ROW 9	17	66	WALFORD / TYRRELL								
ROW 8		15	22	PEARSON / PEARSON		16	111	GALLAGHER / SALLEH			
ROW 7	13	73	CRAWFORD / BAXTER		14	9	FAIRHURST / CHILDS				
ROW 6			2:32.963	11	187	ALEXANDER / MASON		12	128	HORTON / FORREST	
ROW 5		9	2:24.562	88	STEPHENSON / GILROY		10	11	2:29.482	COX / SHARPE	
ROW 4			2:15.796	7	188	BEST / DAVIES		8	2:23.538	967	HODGSON / DAWKINS
ROW 3		5	2:08.855	58	SAUNDERS / SAUNDERS		6	2:14.852	181	TIBBLES / GREENWOOD	
ROW 2			2:07.776	3	125	BINGHAM / SMITH		4	2:08.336	167	PETTMAN / SAUNDERS
ROW 1		1	2:02.148	10	FISHER / STOKOE		2	2:06.304	97	DAWSON / HULME	
<b>Pole</b>											
											

These results are provisional until the conclusion of any judicial and technical matters.

Cadwell Park  
Circuit Length = 2.1800 miles

Clerk Of Course :	Stewards :	Timekeeper : Craig Smith
-------------------	------------	--------------------------

Results can be found at [www.tsl-timing.com](http://www.tsl-timing.com)

Printed - 14:59 Sunday, 08 August 2021





# International Sidecar Revival Meeting 2021

## FSRA Wintec Pre-Injection Sidecars

### RACE 17 - CLASSIFICATION

POS	NO	CL	PIC NAME	ENTRY	LAPS	TIME	GAP	DIFF	MPH	BEST	ON
1	10	F2	1 FISHER / STOKOE	Baker THUNDERCAT - Express Tyre Service Locker	6	13:17.247		59.06		2:11.406	1
2	58	F2	2 SAUNDERS / SAUNDERS	Ireson YAMAHA -	6	13:36.648	19.401	19.401	57.66	2:10.797	6
3	125	F2	3 BINGHAM / SMITH	Derbyshire HONDA - AB Paintworx	6	13:37.804	20.557	1.156	57.57	2:11.140	5
4	167	F2	4 PETTMAN / SAUNDERS	Windle 600 YAMAHA - Wintec Racing	6	13:56.803	39.556	18.999	56.27	2:16.758	5
5	181	F1	1 TIBBLES / GREENWOOD	Yamaha FJ 1100 -	6	14:16.323	59.076	19.520	54.98	2:21.508	6
6	188	F1	2 BEST / DAVIES	Wintec SUZUKI - WinTec	6	15:06.772	1:49.525	50.449	51.92	2:28.787	1
7	187	F1	3 ALEXANDER / MASON	Broadstock YAMAHA FJR 1200 -	6	15:39.758	2:22.511	32.986	50.10	2:32.178	6
NOT CLASSIFIED											
DNF	97	F2	DAWSON / HULME	Derbyshire YAMAHA FZR 600 - Dawson Classic Mol	1	2:15.595	5 Laps	5 Laps	57.87	2:15.595	1
DNF	88	F1	STEPHENSON / GILROY	Baker SUZUKI -	1	2:43.210	5 Laps	27.615	48.08	2:43.210	1
FASTEST LAP											
	58	F2	SAUNDERS / SAUNDERS	Ireson YAMAHA -	6	2:10.797		60.00 mph		96.56 kph	
	181	F1	TIBBLES / GREENWOOD	Yamaha FJ 1100 -	6	2:21.508		55.46 mph		89.25 kph	

Class F2 - 92.5% of Race Speed = 54.63 mph

Class F1 - 92.5% of Race Speed = 50.85 mph

Cadwell Park: 2.1800 miles

Race Distance: 6 Laps / 13.08 miles

Start: 18:06 Flag 18:19 End: 18:21

Weather / Track : Rain / Wet

These results are provisional until the conclusion of any judicial and technical matters.

Clerk Of Course :	Stewards :	Timekeeper : Craig Smith
-------------------	------------	--------------------------

Results can be found at [www.tsl-timing.com](http://www.tsl-timing.com)

Printed - 18:22 Sunday, 08 August 2021



# International Sidecar Revival Meeting 2021

## FSRA Wintec Pre-Injection Sidecars

### RACE 17 - LAP CHART

**LAP 1 @ 18:08:15.867**      187 2:22.511      2:32.178

NO	BEHIND	LAP TIME
10		2:11.406
97	4.189	2:15.595
167	7.854	2:19.260
58	8.467	2:19.873
125	9.071	2:20.477
181	11.594	2:23.000
188	17.381	2:28.787
88	31.804	2:43.210
187	33.808	2:45.214

**LAP 2 @ 18:10:28.013**

NO	BEHIND	LAP TIME
10		2:12.146
58	17.272	2:20.951
167	17.429	2:21.721
125	18.373	2:21.448
181	21.954	2:22.506
188	34.163	2:28.928
187	1:00.611	2:38.949

**LAP 3 @ 18:12:43.296**

NO	BEHIND	LAP TIME
10		2:15.283
58	17.466	2:15.477
167	21.865	2:19.719
125	22.060	2:18.970
181	29.727	2:23.056
188	52.723	2:33.843
187	1:20.604	2:35.276

**LAP 4 @ 18:14:57.173**

NO	BEHIND	LAP TIME
10		2:13.877
58	19.274	2:15.685
125	22.166	2:13.983
167	24.992	2:17.004
181	39.007	2:23.157
188	1:10.750	2:31.904
187	1:42.314	2:35.587

**LAP 5 @ 18:17:09.067**

NO	BEHIND	LAP TIME
10		2:11.894
58	21.245	2:13.865
125	21.412	2:11.140
167	29.856	2:16.758
181	50.209	2:23.096
188	1:30.629	2:31.773
187	2:02.974	2:32.554

**LAP 6 @ 18:19:21.708**

NO	BEHIND	LAP TIME
10		2:12.641
58	19.401	2:10.797
125	20.557	2:11.786
167	39.556	2:22.341
181	59.076	2:21.508
188	1:49.525	2:31.537

Weather / Track : Rain / Wet

Results can be found at [www.tsl-timing.com](http://www.tsl-timing.com)

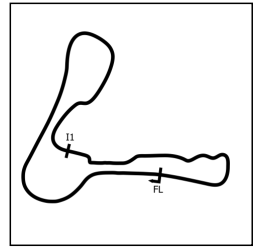
Cadwell Park  
Circuit Length = 2.1800 miles  
Start: 18:06 Flag 18:19 End: 18:21

Printed - 18:22 Sunday, 08 August 2021

# International Sidecar Revival Meeting 2021

## FSRA Wintec Pre-Injection Sidecars

### RACE 17 - SECTOR ANALYSIS



SECTOR 1 = FL to I1, SECTOR 2 = I1 to FL, DIFF = Difference To Personal Best Lap, P = Crossed Finish Line in Pit Lane, D = Time Disallowed

P1 10 F2 FISHER / STOKOE		Baker THUNDERCAT - Express Tyre Service Lockerbie				
IDEAL LAP TIME : 2:10.177		BEST LAP TIME : 2:11.406		DIFFERENCE : 1.229		
LAP	SECTOR 1	SECTOR 2	LAP TIME	MPH	DIFF	TIME OF DAY
1 -		<b>54.340</b>	<b>2:11.406 (1)</b>	<b>59.72</b>		<b>18:08:15.867</b>
2 -	<b>1:15.837</b>	56.309	2:12.146 (3)	59.38	0.739	18:10:28.013
3 -	1:17.776	57.507	2:15.283	58.01	3.876	18:12:43.296
4 -	1:17.088	56.789	2:13.877	58.62	2.470	18:14:57.173
5 -	1:15.912	55.982	2:11.894 (2)	59.50	0.487	18:17:09.067
6 -	1:16.135	56.506	2:12.641	59.16	1.234	18:19:21.708

P2 58 F2 SAUNDERS / SAUNDERS		Ireson YAMAHA -				
IDEAL LAP TIME : 2:10.797		BEST LAP TIME : 2:10.797		DIFFERENCE : 0.000		
LAP	SECTOR 1	SECTOR 2	LAP TIME	MPH	DIFF	TIME OF DAY
1 -		56.737	2:19.873	56.10	9.076	18:08:24.334
2 -	1:22.553	58.398	2:20.951	55.67	10.154	18:10:45.285
3 -	1:17.627	57.850	2:15.477 (3)	57.92	4.680	18:13:00.762
4 -	1:18.410	57.275	2:15.685	57.84	4.888	18:15:16.447
5 -	1:17.346	56.519	2:13.865 (2)	58.62	3.068	18:17:30.312
6 -	<b>1:15.094</b>	<b>55.703</b>	<b>2:10.797 (1)</b>	<b>60.00</b>		<b>18:19:41.109</b>

P3 125 F2 BINGHAM / SMITH		Derbyshire HONDA - AB Paintworx				
IDEAL LAP TIME : 2:10.520		BEST LAP TIME : 2:11.140		DIFFERENCE : 0.620		
LAP	SECTOR 1	SECTOR 2	LAP TIME	MPH	DIFF	TIME OF DAY
1 -		57.004	2:20.477	55.86	9.337	18:08:24.938
2 -	1:22.288	59.160	2:21.448	55.48	10.308	18:10:46.386
3 -	1:20.929	58.041	2:18.970	56.47	7.830	18:13:05.356
4 -	1:18.367	55.616	2:13.983 (3)	58.57	2.843	18:15:19.339
5 -	<b>1:16.751</b>	54.389	<b>2:11.140 (1)</b>	<b>59.84</b>		<b>18:17:30.479</b>
6 -	1:18.017	<b>53.769</b>	2:11.786 (2)	59.55	0.646	18:19:42.265

P4 167 F2 PETTMAN / SAUNDERS		Windle 600 YAMAHA - Wintec Racing				
IDEAL LAP TIME : 2:15.580		BEST LAP TIME : 2:16.758		DIFFERENCE : 1.178		
LAP	SECTOR 1	SECTOR 2	LAP TIME	MPH	DIFF	TIME OF DAY
1 -		<b>56.566</b>	2:19.260 (3)	56.35	2.502	18:08:23.721
2 -	1:22.319	59.402	2:21.721	55.37	4.963	18:10:45.442
3 -	1:21.617	58.102	2:19.719	56.17	2.961	18:13:05.161
4 -	1:19.742	57.262	2:17.004 (2)	57.28	0.246	18:15:22.165
5 -	<b>1:19.014</b>	57.744	<b>2:16.758 (1)</b>	<b>57.38</b>		<b>18:17:38.923</b>
6 -	1:23.205	59.136	2:22.341	55.13	5.583	18:20:01.264

P5 181 F1 TIBBLES / GREENWOOD		Yamaha FJ 1100 -				
IDEAL LAP TIME : 2:20.060		BEST LAP TIME : 2:21.508		DIFFERENCE : 1.448		
LAP	SECTOR 1	SECTOR 2	LAP TIME	MPH	DIFF	TIME OF DAY
1 -		<b>58.606</b>	2:23.000 (3)	54.88	1.492	18:08:27.461
2 -	<b>1:21.454</b>	1:01.052	2:22.506 (2)	55.07	0.998	18:10:49.967
3 -	1:23.064	59.992	2:23.056	54.86	1.548	18:13:13.023
4 -	1:22.966	1:00.191	2:23.157	54.82	1.649	18:15:36.180
5 -	1:22.912	1:00.184	2:23.096	54.84	1.588	18:17:59.276
6 -	1:21.790	59.718	<b>2:21.508 (1)</b>	<b>55.46</b>		<b>18:20:20.784</b>

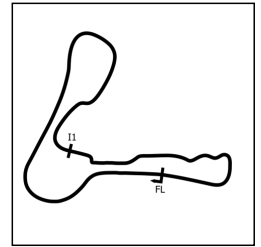
Weather / Track : Rain / Wet

Cadwell Park  
Circuit Length = 2.1800 miles  
Start: 18:06 Flag 18:19 End: 18:21

# International Sidecar Revival Meeting 2021

## FSRA Wintec Pre-Injection Sidecars

### RACE 17 - SECTOR ANALYSIS



SECTOR 1 = FL to I1, SECTOR 2 = I1 to FL, DIFF = Difference To Personal Best Lap, P = Crossed Finish Line in Pit Lane, D = Time Disallowed

P6 188 F1		BEST / DAVIES		Wintec SUZUKI - WinTec			
IDEAL LAP TIME : 2:26.171		BEST LAP TIME : 2:28.787		DIFFERENCE : 2.616			
LAP	SECTOR 1	SECTOR 2	LAP TIME	MPH	DIFF	TIME OF DAY	
1 -		<b>1:00.730</b>	<b>2:28.787 (1)</b>	<b>52.74</b>		<b>18:08:33.248</b>	
2 -	<b>1:25.441</b>	1:03.487	2:28.928 (2)	52.69	0.140	18:11:02.176	
3 -	1:30.057	1:03.786	2:33.843	51.01	5.055	18:13:36.019	
4 -	1:27.855	1:04.049	2:31.904	51.66	3.116	18:16:07.923	
5 -	1:28.995	1:02.778	2:31.773	51.70	2.985	18:18:39.696	
6 -	1:28.634	1:02.903	2:31.537 (3)	51.78	2.749	18:21:11.233	

P7 187 F1		ALEXANDER / MASON		Broadstock YAMAHA FJR 1200 -			
IDEAL LAP TIME : 2:31.525		BEST LAP TIME : 2:32.178		DIFFERENCE : 0.653			
LAP	SECTOR 1	SECTOR 2	LAP TIME	MPH	DIFF	TIME OF DAY	
1 -		1:05.430	2:45.214	47.50	13.036	18:08:49.675	
2 -	1:32.994	1:05.955	2:38.949	49.37	6.771	18:11:28.624	
3 -	1:30.931	1:04.345	2:35.276 (3)	50.54	3.098	18:14:03.900	
4 -	1:29.803	1:05.784	2:35.587	50.44	3.409	18:16:39.487	
5 -	1:28.926	<b>1:03.628</b>	2:32.554 (2)	51.44	0.376	18:19:12.041	
6 -	<b>1:27.897</b>	1:04.281	<b>2:32.178 (1)</b>	<b>51.57</b>		<b>18:21:44.219</b>	

P8 97 F2		DAWSON / HULME		Derbyshire YAMAHA FZR 600 - Dawson Classic Motorcycles			
IDEAL LAP TIME : 2:23.279		BEST LAP TIME : 2:15.595		DIFFERENCE : -7.683			
LAP	SECTOR 1	SECTOR 2	LAP TIME	MPH	DIFF	TIME OF DAY	
1 -		<b>55.781</b>	<b>2:15.595 (1)</b>	<b>57.87</b>		<b>18:08:20.056</b>	

P9 88 F1		STEPHENSON / GILROY		Baker SUZUKI -			
IDEAL LAP TIME : 2:53.300		BEST LAP TIME : 2:43.210		DIFFERENCE : -10.089			
LAP	SECTOR 1	SECTOR 2	LAP TIME	MPH	DIFF	TIME OF DAY	
1 -		<b>1:06.732</b>	<b>2:43.210 (1)</b>	<b>48.08</b>		<b>18:08:47.671</b>	

Weather / Track : Rain / Wet

Cadwell Park  
 Circuit Length = 2.1800 miles  
 Start: 18:06 Flag 18:19 End: 18:21

# International Sidecar Revival Meeting 2021

## FSRA Wintec Pre-Injection Sidecars

### RACE 17 - BEST SECTORS

SECTOR 1			SECTOR 2			IDEAL / BEST COMPARISON						
POS	NO	NAME	TIME	NO	NAME	TIME	POS	NO	NAME	IDEAL	BEST	DIFF
1	58	SAUNDERS / SAUNDERS	1:15.094	125	BINGHAM / SMITH	53.769	1	10	FISHER / STOKOE	2:10.177	2:11.406	1.229
2	10	FISHER / STOKOE	1:15.837	10	FISHER / STOKOE	54.340	2	125	BINGHAM / SMITH	2:10.520	2:11.140	0.620
3	125	BINGHAM / SMITH	1:16.751	58	SAUNDERS / SAUNDERS	55.703	3	58	SAUNDERS / SAUNDERS	2:10.797	2:10.797	0.000
4	167	PETTMAN / SAUNDERS	1:19.014	97	DAWSON / HULME	55.781	4	167	PETTMAN / SAUNDERS	2:15.580	2:16.758	1.178
5	181	TIBBLES / GREENWOOD	1:21.454	167	PETTMAN / SAUNDERS	56.566	5	181	TIBBLES / GREENWOOD	2:20.060	2:21.508	1.448
6	188	BEST / DAVIES	1:25.441	181	TIBBLES / GREENWOOD	58.606	6	97	DAWSON / HULME	2:23.279	2:15.595	-7.683
7	97	DAWSON / HULME	1:27.498	188	BEST / DAVIES	1:00.730	7	188	BEST / DAVIES	2:26.171	2:28.787	2.616
8	187	ALEXANDER / MASON	1:27.897	187	ALEXANDER / MASON	1:03.628	8	187	ALEXANDER / MASON	2:31.525	2:32.178	0.653
9	88	STEPHENSON / GILROY	1:46.568	88	STEPHENSON / GILROY	1:06.732	9	88	STEPHENSON / GILROY	2:53.300	2:43.210	-10.089

**PERFECT LAP 2:08.863**

Weather / Track : Rain / Wet

Results can be found at [www.tsl-timing.com](http://www.tsl-timing.com)

Cadwell Park  
Circuit Length = 2.1800 miles  
Start: 18:06 Flag 18:19 End: 18:21

Printed - 18:22 Sunday, 08 August 2021

# International Sidecar Revival Meeting 2021

## FSRA Wintec Pre-Injection Sidecars

### RACE 17 - STATISTICS

**Competitors Started** 9  
**Planned Start** 2021-08-08 @ 17:30:00.000  
**Actual Start** 2021-08-08 @ 18:06:04.460  
**Finish Time** 2021-08-08 @ 18:19:21.707  
**Track Length** 2.1800mi.  
**Total Laps** 44  
**Total Distance Covered** 95.9208mi.

#### Session Fastest Lap History

NO	CL	NAME	LAP TIME	TIME OF DAY	LAP	VEHICLE
10	F2	FISHER / STOKOE	<b>2:11.406</b>	18:08:15.890	1	Baker THUNDERCAT
125	F2	BINGHAM / SMITH	<b>2:11.140</b>	18:17:30.503	5	Derbyshire HONDA
58	F2	SAUNDERS / SAUNDERS	<b>2:10.797</b>	18:19:41.131	6	Ireson YAMAHA

#### Session Leader History

NO	CL	NAME	FROM LAP	LAPS LED	DISTANCE	VEHICLE
10	F2	FISHER / STOKOE	1	6	13.08 miles	Baker THUNDERCAT

#### Flag History

TYPE	TIME OF DAY
GREEN	18:06:04.460
FINISH	18:19:21.707

#### Flag Statistics

TYPE	COUNT	TOTAL LAPS	TOTAL TIME
Green	1	6	15:42.047
Red	0	0	0.000
Safety Car	0	0	0.000
FCY	0	0	0.000

# International Sidecar Revival Meeting 2021

## FSRA Wintec Pre-Injection Sidecars

### RACE 17 - STATISTICS

**CLASS : F1**

4 Starters

#### Fastest Lap History

NO	NAME	LAP TIME	TIME OF DAY	LAP	VEHICLE
181	TIBBLES / GREENWOOD	<b>2:23.000</b>	18:08:27.480	1	Yamaha FJ 1100
181	TIBBLES / GREENWOOD	<b>2:22.506</b>	18:10:49.990	2	Yamaha FJ 1100
181	TIBBLES / GREENWOOD	<b>2:21.508</b>	18:20:20.803	6	Yamaha FJ 1100

#### Leader History

NO	NAME	FROM LAP	LAPS LED	DISTANCE	VEHICLE
181	TIBBLES / GREENWOOD	1	6	13.08 miles	Yamaha FJ 1100

# International Sidecar Revival Meeting 2021

## FSRA Wintec Pre-Injection Sidecars

### RACE 17 - STATISTICS

**CLASS : F2**

**5 Starters**

#### Fastest Lap History

NO	NAME	LAP TIME	TIME OF DAY	LAP	VEHICLE
10	FISHER / STOKOE	<b>2:11.406</b>	18:08:15.890	1	Baker THUNDERCAT
125	BINGHAM / SMITH	<b>2:11.140</b>	18:17:30.503	5	Derbyshire HONDA
58	SAUNDERS / SAUNDERS	<b>2:10.797</b>	18:19:41.131	6	Ireson YAMAHA

#### Leader History

NO	NAME	FROM LAP	LAPS LED	DISTANCE	VEHICLE
10	FISHER / STOKOE	1	6	13.08 miles	Baker THUNDERCAT



BMCRC-MRO Championships 2021



# DFDS YAMAHA PAST MASTERS

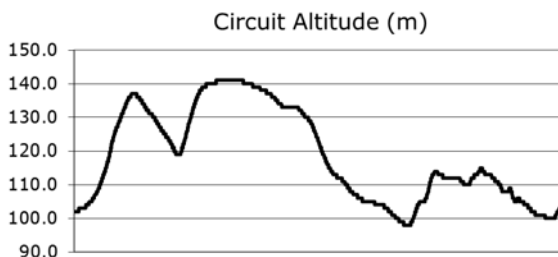
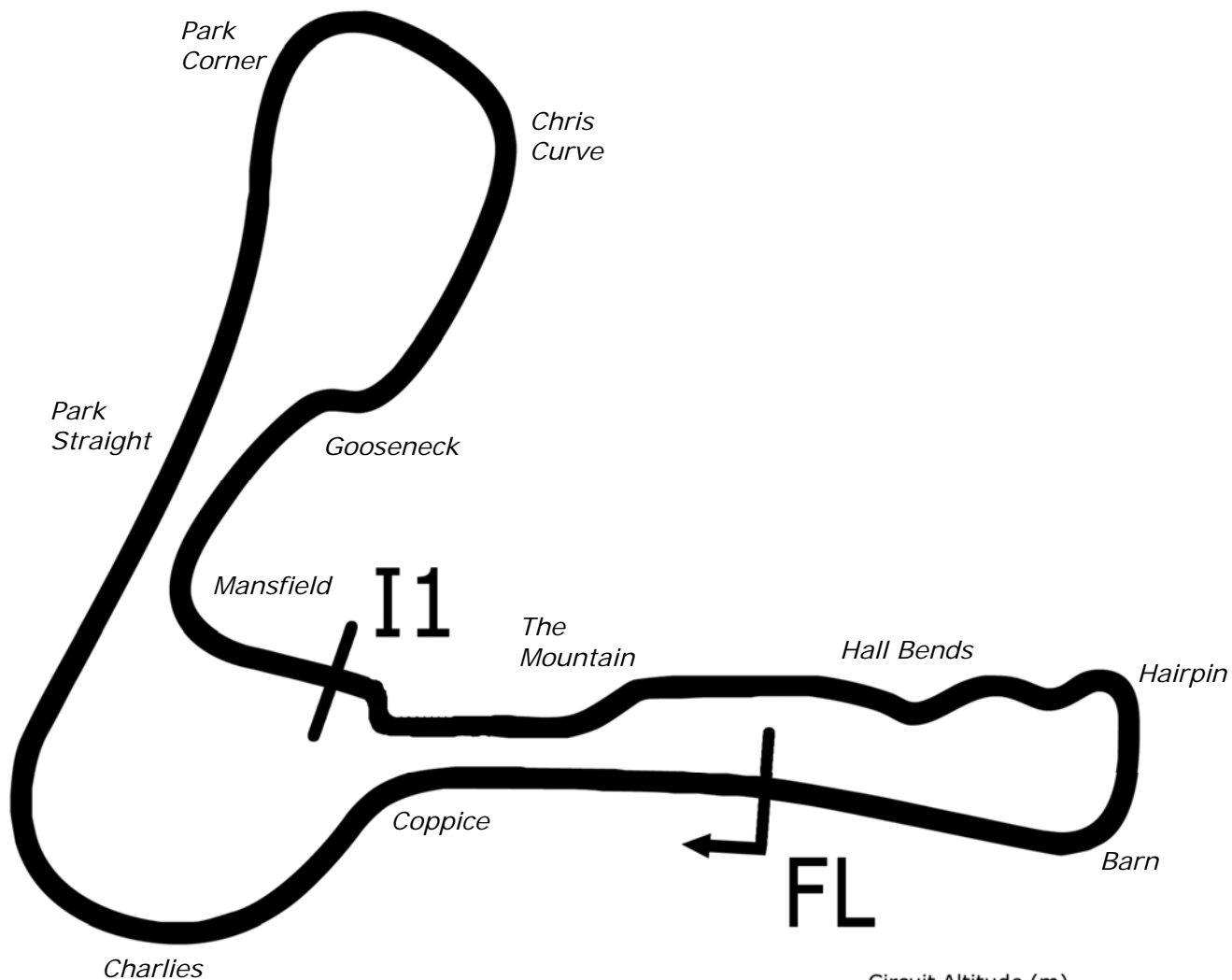
Cadwell Park

7<sup>th</sup> / 8<sup>th</sup> August 2021



Results Provided by Timing Solutions Ltd  
[www.tsl-timing.com](http://www.tsl-timing.com)

# Cadwell Park



Length	2.1800 miles	3508.4 m	
FL		53.31024 N	0.05940 W
I1	2330m	53.30708 N	0.06270 W
Pit Entry	3472m	53.31103 N	0.05889 W
Pit Exit	0m after FL	53.31030 N	0.05940 W
Pit Entry-Pit Exit 92m, 6.6s @50kph, 5.5s @60kph			

All results available at [www.tsl-timing.com](http://www.tsl-timing.com)

**International Sidecar Revival Meeting 2021**
**DFDS Yamaha Past Masters**
**QUALIFYING - CLASSIFICATION**

POS	NO	CL	PIC NAME	ENTRY	TIME	ON	LAPS	GAP	DIFF	MPH
1	24		1 <b>Scott CARSON</b>	Yamaha TZR250 - Brian Grays Powerbiking,All Englanc	<b>1:43.353</b>	5	6			75.93
2	19		2 <b>Peter BRANTON</b>	Yamaha TZR250 - Exactweld Racing	<b>1:44.473</b>	6	6	<b>1.120</b>	1.120	75.12
3	15		3 <b>Billy PERKINS</b>	Yamaha TZR250 - T.w fuggle & son / Ashford tarmac	<b>1:46.145</b>	4	5	<b>2.792</b>	1.672	73.93
4	146		4 <b>Michael MACE</b>	Yamaha TZR250 - Kevin Marshall	<b>1:46.482</b>	5	7	<b>3.129</b>	0.337	73.70
5	30		5 <b>Alan COOPER</b>	Yamaha TZR250 - twistgrip motorcycles	<b>1:46.880</b>	6	7	<b>3.527</b>	0.398	73.42
6	29		6 <b>Derek CRIPPS</b>	Yamaha TZR250 - Kelly Cripps - Team FBR	<b>1:47.458</b>	4	5	<b>4.105</b>	0.578	73.03
7	75		7 <b>David HEWSON</b>	Yamaha TZR250 - Obsession Engineering Limited	<b>1:48.720</b>	6	6	<b>5.367</b>	1.262	72.18
8	74		8 <b>Paul WHITBY</b>	Yamaha TZR250 - Greybridge Ltd	<b>1:48.770</b>	5	6	<b>5.417</b>	0.050	72.15
9	8	C	1 <b>David BALL</b>	Yamaha TZR250 - Gardiner Page and Roe pension cor	<b>1:48.782</b>	3	6	<b>5.429</b>	0.012	72.14
10	61		9 <b>Paul WELCH</b>	Yamaha TZR250 -	<b>1:50.048</b>	3	5	<b>6.695</b>	1.266	71.31
11	60	C	2 <b>Daniel GOUGH</b>	Yamaha TZR250 - G Force Motorcycles	<b>1:50.682</b>	5	7	<b>7.329</b>	0.634	70.90
12	57		10 <b>Geoff MOOK</b>	Yamaha TZR250 -	<b>1:50.835</b>	2	2	<b>7.482</b>	0.153	70.80
13	4		11 <b>Denis HALIL</b>	Yamaha TZR250 - D & A AUTOS	<b>1:51.524</b>	5	5	<b>8.171</b>	0.689	70.37
14	40	C	3 <b>Douglas BEACOCK</b>	Yamaha TZR250 -	<b>1:51.940</b>	5	6	<b>8.587</b>	0.416	70.10
15	27	C	4 <b>Richard HAYWARD</b>	Yamaha TZR250 - Hazel Motors/ Gforce	<b>1:52.002</b>	4	6	<b>8.649</b>	0.062	70.07
16	72	C	5 <b>Chris THAY</b>	Yamaha TZR250 - Scell-it uk	<b>1:52.047</b>	5	6	<b>8.694</b>	0.045	70.04
17	162		12 <b>Darren COOPER</b>	Yamaha TZR250 -	<b>1:52.761</b>	4	5	<b>9.408</b>	0.714	69.59
18	46	C	6 <b>Kevin MARSHALL</b>	Yamaha TZR250 -	<b>1:55.731</b>	5	6	<b>12.378</b>	2.970	67.81
19	2	C	7 <b>Lee HUFF</b>	Yamaha TZR250 -	<b>1:57.159</b>	4	5	<b>13.806</b>	1.428	66.98
20	54	C	8 <b>John HOLD</b>	Yamaha RD350 YPVS -	<b>1:58.225</b>	4	6	<b>14.872</b>	1.066	66.38
21	31	C	9 <b>Rob FARMER</b>	Yamaha TZR250 -	<b>1:58.334</b>	6	6	<b>14.981</b>	0.109	66.32
22	99	C	10 <b>Paul FIRTH</b>	Yamaha TZR250 - Joanne Porter	<b>1:58.767</b>	4	5	<b>15.414</b>	0.433	66.07
23	67		13 <b>Mark BAILEY</b>	Yamaha TZR250 -	<b>1:58.889</b>	4	5	<b>15.536</b>	0.122	66.01
24	17	R	1 <b>Dan MILES</b>	Yamaha TZR250 -	<b>1:59.232</b>	4	5	<b>15.879</b>	0.343	65.82
25	73	R	2 <b>Colvin TURNER</b>	Yamaha TZR250 -	<b>2:00.257</b>	6	6	<b>16.904</b>	1.025	65.26
26	89		14 <b>Andrew TEMPEST</b>	Yamaha TZR250 - Gecko racing/mar-ti titanium	<b>2:01.205</b>	5	6	<b>17.852</b>	0.948	64.75
27	100	R	3 <b>Adam COLLINS</b>	Yamaha TZR250 - www.ypmrc.co.uk	<b>2:02.576</b>	5	5	<b>19.223</b>	1.371	64.02
28	98	C	11 <b>Sarah ENGLISH</b>	Yamaha TZR250 - Tempest Revivals / English Moss Ne	<b>2:12.907</b>	4	5	<b>29.554</b>	10.331	59.04
29	13		15 <b>Doug EDMONDSON</b>	Yamaha TZR250 - Stan Stephens Tuning	<b>6:36.458</b>	1	1	<b>4:53.105</b>	4:23.551	19.79

**Weather / Track : Cloudy / Dry**
**These results are provisional until the conclusion of any judicial and technical matters.**

Cadwell Park

Circuit Length = 2.1800 miles

Start: 10:08 Flag 10:20 End: 10:22

Clerk Of Course :	Stewards :	Timekeeper : Craig Smith
-------------------	------------	--------------------------

 Results can be found at [www.tsl-timing.com](http://www.tsl-timing.com)

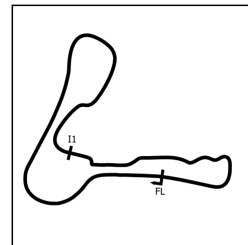
Printed - 10:22 Saturday, 07 August 2021



# International Sidecar Revival Meeting 2021

## DFDS Yamaha Past Masters

### QUALIFYING - SECTOR ANALYSIS



SECTOR 1 = FL to I1, SECTOR 2 = I1 to FL, DIFF = Difference To Personal Best Lap, P = Crossed Finish Line in Pit Lane, D = Time Disallowed

P1 24		Scott CARSON		Yamaha TZR250 - Brian Grays Powerbiking, All England Diamon			
IDEAL LAP TIME : 1:42.880		BEST LAP TIME : 1:43.353		DIFFERENCE : 0.473			
LAP	SECTOR 1	SECTOR 2	LAP TIME	MPH	DIFF	TIME OF DAY	
1 -	1:06.900	45.278	1:52.178	69.96	8.825	10:12:10.202	
2 -	1:01.005	44.802	1:45.807	74.17	2.454	10:13:56.009	
3 -	1:00.754	<b>42.739</b>	1:43.493 (2)	75.83	0.140	10:15:39.502	
4 -	1:01.558	43.881	1:45.439	74.43	2.086	10:17:24.941	
5 -	1:00.576	42.777	<b>1:43.353 (1)</b>	<b>75.93</b>		<b>10:19:08.294</b>	
6 -	<b>1:00.141</b>	43.551	1:43.692 (3)	75.68	0.339	10:20:51.986	

P2 19		Peter BRANTON		Yamaha TZR250 - Exactweld Racing			
IDEAL LAP TIME : 1:44.315		BEST LAP TIME : 1:44.473		DIFFERENCE : 0.158			
LAP	SECTOR 1	SECTOR 2	LAP TIME	MPH	DIFF	TIME OF DAY	
1 -	1:03.130	45.016	1:48.146	72.56	3.673	10:12:11.623	
2 -	1:00.874	44.386	1:45.260	74.55	0.787	10:13:56.883	
3 -	<b>1:00.598</b>	43.939	1:44.537 (2)	75.07	0.064	10:15:41.420	
4 -	1:01.615	43.779	1:45.394	74.46	0.921	10:17:26.814	
5 -	1:00.651	43.908	1:44.559 (3)	75.05	0.086	10:19:11.373	
6 -	1:00.756	<b>43.717</b>	<b>1:44.473 (1)</b>	<b>75.12</b>		<b>10:20:55.846</b>	

P3 15		Billy PERKINS		Yamaha TZR250 - T.w fuggle & son / Ashford tarmac			
IDEAL LAP TIME : 1:46.145		BEST LAP TIME : 1:46.145		DIFFERENCE : 0.000			
LAP	SECTOR 1	SECTOR 2	LAP TIME	MPH	DIFF	TIME OF DAY	
1 -	1:13.928	46.831	2:00.759	64.98	14.614	10:13:22.309	
2 -	1:03.147	44.597	1:47.744	72.83	1.599	10:15:10.053	
3 -	1:02.101	45.431	1:47.532 (3)	72.98	1.387	10:16:57.585	
4 -	<b>1:01.865</b>	<b>44.280</b>	<b>1:46.145 (1)</b>	<b>73.93</b>		<b>10:18:43.730</b>	
5 -	1:02.394	44.288	1:46.682 (2)	73.56	0.537	10:20:30.412	

P4 146		Michael MACE		Yamaha TZR250 - Kevin Marshall			
IDEAL LAP TIME : 1:46.482		BEST LAP TIME : 1:46.482		DIFFERENCE : 0.000			
LAP	SECTOR 1	SECTOR 2	LAP TIME	MPH	DIFF	TIME OF DAY	
1 -	1:04.870	45.225	1:50.095	71.28	3.613	10:10:44.257	
2 -	1:04.121	46.723	1:50.844	70.80	4.362	10:12:35.101	
3 -	1:03.228	45.732	1:48.960	72.02	2.478	10:14:24.061	
4 -	1:02.413	45.059	1:47.472	73.02	0.990	10:16:11.533	
5 -	<b>1:02.228</b>	<b>44.254</b>	<b>1:46.482 (1)</b>	<b>73.70</b>		<b>10:17:58.015</b>	
6 -	1:02.447	44.798	1:47.245 (2)	73.17	0.763	10:19:45.260	
7 -	1:02.683	44.624	1:47.307 (3)	73.13	0.825	10:21:32.567	

P5 30		Alan COOPER		Yamaha TZR250 - twistgrip motorcycles			
IDEAL LAP TIME : 1:46.094		BEST LAP TIME : 1:46.880		DIFFERENCE : 0.786			
LAP	SECTOR 1	SECTOR 2	LAP TIME	MPH	DIFF	TIME OF DAY	
1 -	1:05.620	46.352	1:51.972	70.08	5.092	10:10:49.731	
2 -	1:03.511	45.570	1:49.081	71.94	2.201	10:12:38.812	
3 -	1:01.914	45.677	1:47.591	72.94	0.711	10:14:26.403	
4 -	1:02.592	<b>44.486</b>	1:47.078 (3)	73.29	0.198	10:16:13.481	
5 -	<b>1:01.608</b>	45.346	1:46.954 (2)	73.37	0.074	10:18:00.435	
6 -	1:02.131	44.749	<b>1:46.880 (1)</b>	<b>73.42</b>		<b>10:19:47.315</b>	
7 -	1:02.713	44.724	1:47.437	73.04	0.557	10:21:34.752	

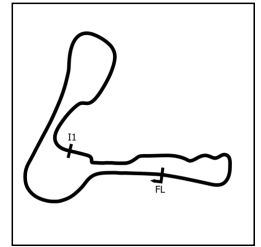
Weather / Track : Cloudy / Dry

Cadwell Park  
Circuit Length = 2.1800 miles  
Start: 10:08 Flag 10:20 End: 10:22

# International Sidecar Revival Meeting 2021

## DFDS Yamaha Past Masters

### QUALIFYING - SECTOR ANALYSIS



SECTOR 1 = FL to I1, SECTOR 2 = I1 to FL, DIFF = Difference To Personal Best Lap, P = Crossed Finish Line in Pit Lane, D = Time Disallowed

<b>P6 29</b>		<b>Derek CRIPPS</b>		Yamaha TZR250 - Kelly Cripps - Team FBR			
IDEAL LAP TIME : 1:47.289		BEST LAP TIME : 1:47.458		DIFFERENCE : 0.169			
LAP	SECTOR 1	SECTOR 2	LAP TIME	MPH	DIFF	TIME OF DAY	
1 -	1:05.235	46.318	1:51.553	70.35	4.095	10:10:50.984	
2 -	1:03.167	46.756	1:49.923	71.39	2.465	10:12:40.907	
3 -	1:02.739	45.380	1:48.119 (2)	72.58	0.661	10:14:29.026	
4 -	1:02.552	<b>44.906</b>	<b>1:47.458 (1)</b>	<b>73.03</b>		<b>10:16:16.484</b>	
5 -	<b>1:02.383</b>	46.209	1:48.592 (3)	72.27	1.134	10:18:05.076	

<b>P7 75</b>		<b>David HEWSON</b>		Yamaha TZR250 - Obsession Engineering Limited			
IDEAL LAP TIME : 1:48.680		BEST LAP TIME : 1:48.720		DIFFERENCE : 0.040			
LAP	SECTOR 1	SECTOR 2	LAP TIME	MPH	DIFF	TIME OF DAY	
1 -	1:10.523	47.572	1:58.095	66.45	9.375	10:11:41.487	
2 -	1:05.702	46.145	1:51.847 (3)	70.16	3.127	10:13:33.334	
3 -	1:05.877	46.717	1:52.594	69.70	3.874	10:15:25.928	
4 -	1:05.479	46.942	1:52.421	69.80	3.701	10:17:18.349	
5 -	1:03.612	<b>45.231</b>	1:48.843 (2)	72.10	0.123	10:19:07.192	
6 -	<b>1:03.449</b>	45.271	<b>1:48.720 (1)</b>	<b>72.18</b>		<b>10:20:55.912</b>	

<b>P8 74</b>		<b>Paul WHITBY</b>		Yamaha TZR250 - Greybridge Ltd			
IDEAL LAP TIME : 1:48.198		BEST LAP TIME : 1:48.770		DIFFERENCE : 0.572			
LAP	SECTOR 1	SECTOR 2	LAP TIME	MPH	DIFF	TIME OF DAY	
1 -	1:06.163	50.876	1:57.039	67.05	8.269	10:11:24.725	
2 -	1:05.133	46.351	1:51.484	70.39	2.714	10:13:16.209	
3 -	1:05.014	45.988	1:51.002	70.70	2.232	10:15:07.211	
4 -	1:03.480	<b>45.355</b>	1:48.835 (2)	72.10	0.065	10:16:56.046	
5 -	<b>1:02.843</b>	45.927	<b>1:48.770 (1)</b>	<b>72.15</b>		<b>10:18:44.816</b>	
6 -	1:03.014	47.750	1:50.764 (3)	70.85	1.994	10:20:35.580	

<b>P9 8 C</b>		<b>David BALL</b>		Yamaha TZR250 - Gardiner Page and Roe pension consultants			
IDEAL LAP TIME : 1:48.517		BEST LAP TIME : 1:48.782		DIFFERENCE : 0.265			
LAP	SECTOR 1	SECTOR 2	LAP TIME	MPH	DIFF	TIME OF DAY	
1 -	1:05.565	46.958	1:52.523	69.74	3.741	10:12:36.484	
2 -	1:03.472	46.235	1:49.707	71.53	0.925	10:14:26.191	
3 -	1:03.397	<b>45.385</b>	<b>1:48.782 (1)</b>	<b>72.14</b>		<b>10:16:14.973</b>	
4 -	1:03.569	46.229	1:49.798	71.47	1.016	10:18:04.771	
5 -	1:03.417	45.773	1:49.190 (3)	71.87	0.408	10:19:53.961	
6 -	<b>1:03.132</b>	45.664	1:48.796 (2)	72.13	0.014	10:21:42.757	

<b>P10 61</b>		<b>Paul WELCH</b>		Yamaha TZR250 -			
IDEAL LAP TIME : 1:49.710		BEST LAP TIME : 1:50.048		DIFFERENCE : 0.338			
LAP	SECTOR 1	SECTOR 2	LAP TIME	MPH	DIFF	TIME OF DAY	
1 -	1:06.431	46.982	1:53.413	69.19	3.365	10:14:18.912	
2 -	1:04.295	47.077	1:51.372 (3)	70.46	1.324	10:16:10.284	
3 -	1:04.292	<b>45.756</b>	<b>1:50.048 (1)</b>	<b>71.31</b>		<b>10:18:00.332</b>	
4 -	<b>1:03.954</b>	46.570	1:50.524 (2)	71.00	0.476	10:19:50.856	
5 -	1:05.501	46.306	1:51.807	70.19	1.759	10:21:42.663	

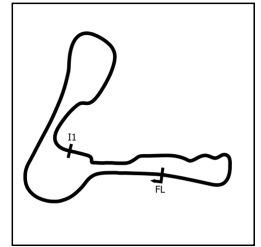
Weather / Track : Cloudy / Dry

Cadwell Park  
Circuit Length = 2.1800 miles  
Start: 10:08 Flag 10:20 End: 10:22

# International Sidecar Revival Meeting 2021

## DFDS Yamaha Past Masters

### QUALIFYING - SECTOR ANALYSIS



SECTOR 1 = FL to I1, SECTOR 2 = I1 to FL, DIFF = Difference To Personal Best Lap, P = Crossed Finish Line in Pit Lane, D = Time Disallowed

P11 60 C		Daniel GOUGH		Yamaha TZR250 - G Force Motorcycles			
IDEAL LAP TIME : 1:50.635		BEST LAP TIME : 1:50.682		DIFFERENCE : 0.047			
LAP	SECTOR 1	SECTOR 2	LAP TIME	MPH	DIFF	TIME OF DAY	
1 -	1:08.583	54.216	2:02.799	63.90	12.117	10:11:05.650	
2 -	1:07.377	47.856	1:55.233	68.10	4.551	10:13:00.883	
3 -	1:04.854	46.538	1:51.392 (3)	70.45	0.710	10:14:52.275	
4 -	1:05.750	47.147	1:52.897	69.51	2.215	10:16:45.172	
5 -	<b>1:04.544</b>	46.138	<b>1:50.682 (1)</b>	<b>70.90</b>		<b>10:18:35.854</b>	
6 -	1:04.613	<b>46.091</b>	1:50.704 (2)	70.89	0.022	10:20:26.558	
7 -	1:04.970	46.981	1:51.951	70.10	1.269	10:22:18.509	

P12 57		Geoff MOOK		Yamaha TZR250 -			
IDEAL LAP TIME : 1:48.700		BEST LAP TIME : 1:50.835		DIFFERENCE : 2.135			
LAP	SECTOR 1	SECTOR 2	LAP TIME	MPH	DIFF	TIME OF DAY	
1 -	1:07.703	<b>46.237</b>	1:53.940 (2)	68.87	3.105	10:12:59.931	
2 -	<b>1:02.463</b>	48.372	<b>1:50.835 (1)</b>	<b>70.80</b>		<b>10:14:50.766</b>	

P13 4		Denis HALIL		Yamaha TZR250 - D & A AUTOS			
IDEAL LAP TIME : 1:51.369		BEST LAP TIME : 1:51.524		DIFFERENCE : 0.155			
LAP	SECTOR 1	SECTOR 2	LAP TIME	MPH	DIFF	TIME OF DAY	
1 -	1:05.612	47.136	1:52.748	69.60	1.224	10:14:49.162	
2 -	1:05.741	47.235	1:52.976	69.46	1.452	10:16:42.138	
3 -	1:05.704	46.385	1:52.089 (3)	70.01	0.565	10:18:34.227	
4 -	<b>1:05.161</b>	46.432	1:51.593 (2)	70.32	0.069	10:20:25.820	
5 -	1:05.316	<b>46.208</b>	<b>1:51.524 (1)</b>	<b>70.37</b>		<b>10:22:17.344</b>	

P14 40 C		Douglas BEACOCK		Yamaha TZR250 -			
IDEAL LAP TIME : 1:51.887		BEST LAP TIME : 1:51.940		DIFFERENCE : 0.053			
LAP	SECTOR 1	SECTOR 2	LAP TIME	MPH	DIFF	TIME OF DAY	
1 -	1:15.678	50.463	2:06.141	62.21	14.201	10:11:17.878	
2 -	1:06.458	49.858	1:56.316	67.47	4.376	10:13:14.194	
3 -	1:05.119	47.359	1:52.478 (3)	69.77	0.538	10:15:06.672	
4 -	1:05.178	47.467	1:52.645	69.67	0.705	10:16:59.317	
5 -	1:04.775	<b>47.165</b>	<b>1:51.940 (1)</b>	<b>70.10</b>		<b>10:18:51.257</b>	
6 -	<b>1:04.722</b>	47.582	1:52.304 (2)	69.88	0.364	10:20:43.561	

P15 27 C		Richard HAYWARD		Yamaha TZR250 - Hazel Motors/ Gforce			
IDEAL LAP TIME : 1:51.182		BEST LAP TIME : 1:52.002		DIFFERENCE : 0.820			
LAP	SECTOR 1	SECTOR 2	LAP TIME	MPH	DIFF	TIME OF DAY	
1 -	1:09.229	47.598	1:56.827	67.17	4.825	10:12:46.766	
2 -	1:06.432	48.306	1:54.738	68.39	2.736	10:14:41.504	
3 -	1:06.146	<b>46.208</b>	1:52.354 (2)	69.85	0.352	10:16:33.858	
4 -	<b>1:04.974</b>	47.028	<b>1:52.002 (1)</b>	<b>70.07</b>		<b>10:18:25.860</b>	
5 -	1:05.971	48.417	1:54.388 (3)	68.60	2.386	10:20:20.248	
6 -	1:09.343	47.409	1:56.752	67.21	4.750	10:22:17.000	

P16 72 C		Chris THAY		Yamaha TZR250 - Scell-it uk			
IDEAL LAP TIME : 1:52.047		BEST LAP TIME : 1:52.047		DIFFERENCE : 0.000			
LAP	SECTOR 1	SECTOR 2	LAP TIME	MPH	DIFF	TIME OF DAY	
1 -	1:07.366	48.699	1:56.065	67.61	4.018	10:11:50.503	
2 -	1:06.653	47.559	1:54.212	68.71	2.165	10:13:44.715	
3 -	1:06.172	47.386	1:53.558 (2)	69.11	1.511	10:15:38.273	
4 -	1:05.636	48.292	1:53.928 (3)	68.88	1.881	10:17:32.201	
5 -	<b>1:05.216</b>	<b>46.831</b>	<b>1:52.047 (1)</b>	<b>70.04</b>		<b>10:19:24.248</b>	
6 -	1:06.331	47.921	1:54.252	68.69	2.205	10:21:18.500	

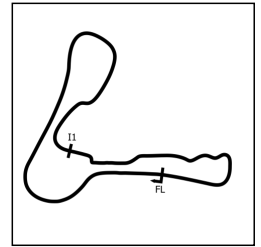
Weather / Track : Cloudy / Dry

Cadwell Park  
Circuit Length = 2.1800 miles  
Start: 10:08 Flag 10:20 End: 10:22

# International Sidecar Revival Meeting 2021

## DFDS Yamaha Past Masters

### QUALIFYING - SECTOR ANALYSIS



SECTOR 1 = FL to I1, SECTOR 2 = I1 to FL, DIFF = Difference To Personal Best Lap, P = Crossed Finish Line in Pit Lane, D = Time Disallowed

P17 162		Darren COOPER		Yamaha TZR250 -		
IDEAL LAP TIME : 1:52.110		BEST LAP TIME : 1:52.761		DIFFERENCE : 0.651		
LAP	SECTOR 1	SECTOR 2	LAP TIME	MPH	DIFF	TIME OF DAY
1 -	1:08.329	48.849	1:57.178	66.97	4.417	10:13:02.444
2 -	1:05.194	47.635	1:52.829 (2)	69.55	0.068	10:14:55.273
3 -	1:05.791	<b>47.278</b>	1:53.069 (3)	69.40	0.308	10:16:48.342
4 -	<b>1:04.832</b>	47.929	<b>1:52.761 (1)</b>	<b>69.59</b>		<b>10:18:41.103</b>
5 -	1:05.266	48.494	1:53.760	68.98	0.999	10:20:34.863

P18 46 C		Kevin MARSHALL		Yamaha TZR250 -		
IDEAL LAP TIME : 1:54.857		BEST LAP TIME : 1:55.731		DIFFERENCE : 0.874		
LAP	SECTOR 1	SECTOR 2	LAP TIME	MPH	DIFF	TIME OF DAY
1 -	1:09.973	49.064	1:59.037	65.92	3.306	10:10:55.883
2 -	1:08.202	49.165	1:57.367	66.86	1.636	10:12:53.250
3 -	1:08.362	49.665	1:58.027	66.49	2.296	10:14:51.277
4 -	1:08.052	48.810	1:56.862 (3)	67.15	1.131	10:16:48.139
5 -	1:07.083	<b>48.648</b>	<b>1:55.731 (1)</b>	<b>67.81</b>		<b>10:18:43.870</b>
6 -	<b>1:06.209</b>	50.454	1:56.663 (2)	67.27	0.932	10:20:40.533

P19 2 C		Lee HUFF		Yamaha TZR250 -		
IDEAL LAP TIME : 1:55.989		BEST LAP TIME : 1:57.159		DIFFERENCE : 1.170		
LAP	SECTOR 1	SECTOR 2	LAP TIME	MPH	DIFF	TIME OF DAY
1 -	1:09.398	50.891	2:00.289	65.24	3.130	10:12:44.745
2 -	1:08.164	52.709	2:00.873	64.92	3.714	10:14:45.618
3 -	1:08.867	49.556	1:58.423 (2)	66.27	1.264	10:16:44.041
4 -	1:07.617	<b>49.542</b>	<b>1:57.159 (1)</b>	<b>66.98</b>		<b>10:18:41.200</b>
5 -	<b>1:06.447</b>	52.582	1:59.029 (3)	65.93	1.870	10:20:40.229

P20 54 C		John HOLD		Yamaha RD350 YPVS -		
IDEAL LAP TIME : 1:57.675		BEST LAP TIME : 1:58.225		DIFFERENCE : 0.550		
LAP	SECTOR 1	SECTOR 2	LAP TIME	MPH	DIFF	TIME OF DAY
1 -	1:14.447	51.719	2:06.166	62.20	7.941	10:11:50.599
2 -	1:10.702	51.145	2:01.847	64.40	3.622	10:13:52.446
3 -	1:09.323	50.590	1:59.913	65.44	1.688	10:15:52.359
4 -	1:08.861	<b>49.364</b>	<b>1:58.225 (1)</b>	<b>66.38</b>		<b>10:17:50.584</b>
5 -	<b>1:08.311</b>	50.515	1:58.826 (2)	66.04	0.601	10:19:49.410
6 -	1:09.672	50.207	1:59.879 (3)	65.46	1.654	10:21:49.289

P21 31 C		Rob FARMER		Yamaha TZR250 -		
IDEAL LAP TIME : 1:57.906		BEST LAP TIME : 1:58.334		DIFFERENCE : 0.428		
LAP	SECTOR 1	SECTOR 2	LAP TIME	MPH	DIFF	TIME OF DAY
1 -	1:16.978	53.518	2:10.496	60.14	12.162	10:11:24.861
2 -	1:11.581	51.818	2:03.399	63.59	5.065	10:13:28.260
3 -	1:09.501	50.447	1:59.948	65.42	1.614	10:15:28.208
4 -	1:08.926	49.696	1:58.622 (3)	66.16	0.288	10:17:26.830
5 -	<b>1:08.507</b>	49.880	1:58.387 (2)	66.29	0.053	10:19:25.217
6 -	1:08.935	<b>49.399</b>	<b>1:58.334 (1)</b>	<b>66.32</b>		<b>10:21:23.551</b>

P22 99 C		Paul FIRTH		Yamaha TZR250 - Joanne Porter		
IDEAL LAP TIME : 1:58.767		BEST LAP TIME : 1:58.767		DIFFERENCE : 0.000		
LAP	SECTOR 1	SECTOR 2	LAP TIME	MPH	DIFF	TIME OF DAY
1 -	1:15.054	53.664	2:08.718	60.97	9.951	10:13:14.805
2 -	1:13.630	51.277	2:04.907	62.83	6.140	10:15:19.712
3 -	1:11.514	51.801	2:03.315 (3)	63.64	4.548	10:17:23.027
4 -	<b>1:08.752</b>	<b>50.015</b>	<b>1:58.767 (1)</b>	<b>66.07</b>		<b>10:19:21.794</b>
5 -	1:08.902	50.224	1:59.126 (2)	65.88	0.359	10:21:20.920

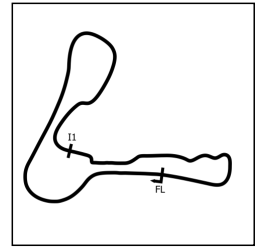
Weather / Track : Cloudy / Dry

Cadwell Park  
Circuit Length = 2.1800 miles  
Start: 10:08 Flag 10:20 End: 10:22

# International Sidecar Revival Meeting 2021

## DFDS Yamaha Past Masters

### QUALIFYING - SECTOR ANALYSIS



SECTOR 1 = FL to I1, SECTOR 2 = I1 to FL, DIFF = Difference To Personal Best Lap, P = Crossed Finish Line in Pit Lane, D = Time Disallowed

P23 67		Mark BAILEY		Yamaha TZR250 -			
IDEAL LAP TIME : 1:58.643		BEST LAP TIME : 1:58.889		DIFFERENCE : 0.246			
LAP	SECTOR 1	SECTOR 2	LAP TIME	MPH	DIFF	TIME OF DAY	
1 -	1:11.791	50.566	2:02.357 (3)	64.14	3.468	10:13:16.841	
2 -	1:11.931	51.379	2:03.310	63.64	4.421	10:15:20.151	
3 -	1:11.637	51.761	2:03.398	63.59	4.509	10:17:23.549	
4 -	1:09.174	<b>49.715</b>	<b>1:58.889 (1)</b>	<b>66.01</b>		<b>10:19:22.438</b>	
5 -	<b>1:08.928</b>	50.196	1:59.124 (2)	65.88	0.235	10:21:21.562	

P24 17 R		Dan MILES		Yamaha TZR250 -			
IDEAL LAP TIME : 1:59.232		BEST LAP TIME : 1:59.232		DIFFERENCE : 0.000			
LAP	SECTOR 1	SECTOR 2	LAP TIME	MPH	DIFF	TIME OF DAY	
1 -	1:15.974	54.871	2:10.845	59.97	11.613	10:13:28.414	
2 -	1:11.476	51.562	2:03.038	63.78	3.806	10:15:31.452	
3 -	1:10.417	50.626	2:01.043 (3)	64.83	1.811	10:17:32.495	
4 -	<b>1:09.838</b>	<b>49.394</b>	<b>1:59.232 (1)</b>	<b>65.82</b>		<b>10:19:31.727</b>	
5 -	1:10.143	50.843	2:00.986 (2)	64.86	1.754	10:21:32.713	

P25 73 R		Colvin TURNER		Yamaha TZR250 -			
IDEAL LAP TIME : 2:00.257		BEST LAP TIME : 2:00.257		DIFFERENCE : 0.000			
LAP	SECTOR 1	SECTOR 2	LAP TIME	MPH	DIFF	TIME OF DAY	
1 -	1:22.116	55.383	2:17.499	57.07	17.242	10:11:24.578	
2 -	1:14.303	51.983	2:06.286	62.14	6.029	10:13:30.864	
3 -	1:12.287	50.782	2:03.069 (2)	63.76	2.812	10:15:33.933	
4 -	1:11.648	51.702	2:03.350 (3)	63.62	3.093	10:17:37.283	
5 -	1:13.379	50.634	2:04.013	63.28	3.756	10:19:41.296	
6 -	<b>1:10.890</b>	<b>49.367</b>	<b>2:00.257 (1)</b>	<b>65.26</b>		<b>10:21:41.553</b>	

P26 89		Andrew TEMPEST		Yamaha TZR250 - Gecko racing/mar-ti titanium			
IDEAL LAP TIME : 2:01.205		BEST LAP TIME : 2:01.205		DIFFERENCE : 0.000			
LAP	SECTOR 1	SECTOR 2	LAP TIME	MPH	DIFF	TIME OF DAY	
1 -	1:18.492	55.348	2:13.840	58.63	12.635	10:11:27.617	
2 -	1:12.636	52.320	2:04.956	62.80	3.751	10:13:32.573	
3 -	1:11.470	51.045	2:02.515 (3)	64.05	1.310	10:15:35.088	
4 -	1:11.973	50.616	2:02.589	64.01	1.384	10:17:37.677	
5 -	<b>1:10.939</b>	<b>50.266</b>	<b>2:01.205 (1)</b>	<b>64.75</b>		<b>10:19:38.882</b>	
6 -	1:11.195	51.087	2:02.282 (2)	64.18	1.077	10:21:41.164	

P27 100 R		Adam COLLINS		Yamaha TZR250 - www.ypmrc.co.uk			
IDEAL LAP TIME : 2:02.539		BEST LAP TIME : 2:02.576		DIFFERENCE : 0.037			
LAP	SECTOR 1	SECTOR 2	LAP TIME	MPH	DIFF	TIME OF DAY	
1 -	1:16.692	53.878	2:10.570	60.10	7.994	10:12:39.075	
2 -	1:13.445	51.867	2:05.312	62.62	2.736	10:14:44.387	
3 -	1:12.324	51.535	2:03.859 (3)	63.36	1.283	10:16:48.246	
4 -	<b>1:11.522</b>	51.300	2:02.822 (2)	63.89	0.246	10:18:51.068	
5 -	1:11.559	<b>51.017</b>	<b>2:02.576 (1)</b>	<b>64.02</b>		<b>10:20:53.644</b>	

P28 98 C		Sarah ENGLISH		Yamaha TZR250 - Tempest Revivals / English Moss Nail Art			
IDEAL LAP TIME : 2:12.816		BEST LAP TIME : 2:12.907		DIFFERENCE : 0.091			
LAP	SECTOR 1	SECTOR 2	LAP TIME	MPH	DIFF	TIME OF DAY	
1 -	1:25.632	58.069	2:23.701	54.61	10.794	10:11:41.111	
2 -	1:20.984	57.239	2:18.223	56.77	5.316	10:13:59.334	
3 -	1:18.939	<b>55.337</b>	2:14.276 (2)	58.44	1.369	10:16:13.610	
4 -	<b>1:17.479</b>	55.428	<b>2:12.907 (1)</b>	<b>59.04</b>		<b>10:18:26.517</b>	
5 -	1:17.959	56.945	2:14.904 (3)	58.17	1.997	10:20:41.421	

Weather / Track : Cloudy / Dry

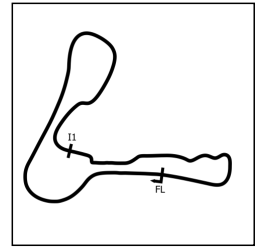
Cadwell Park  
Circuit Length = 2.1800 miles  
Start: 10:08 Flag 10:20 End: 10:22



# International Sidecar Revival Meeting 2021

## DFDS Yamaha Past Masters

### QUALIFYING - SECTOR ANALYSIS



SECTOR 1 = FL to I1, SECTOR 2 = I1 to FL, DIFF = Difference To Personal Best Lap, P = Crossed Finish Line in Pit Lane, D = Time Disallowed

<b>P29</b>	<b>13</b>	<b>Doug EDMONDSON</b>	Yamaha TZR250 - Stan Stephens Tuning			
IDEAL LAP TIME : 6:30.172		BEST LAP TIME : 6:36.458		DIFFERENCE : 6.286		
LAP	SECTOR 1	SECTOR 2	LAP TIME	MPH	DIFF	TIME OF DAY
<b>1 -</b>	1:10.936	<b>5:25.522</b>	<b>6:36.458 (1)</b>	<b>19.79</b>		<b>10:18:07.107</b>

# International Sidecar Revival Meeting 2021

## DFDS Yamaha Past Masters

### QUALIFYING - BEST SECTORS

SECTOR 1				SECTOR 2				IDEAL / BEST COMPARISON				
POS	NO	NAME	TIME	NO	NAME	TIME	POS	NO	NAME	IDEAL	BEST	DIFF
									<b>PERFECT LAP</b>	<b>1:42.880</b>		
1	24	CARSON	1:00.141	24	CARSON	42.739	1	24	CARSON	1:42.880	1:43.353	0.473
2	19	BRANTON	1:00.598	19	BRANTON	43.717	2	19	BRANTON	1:44.315	1:44.473	0.158
3	30	COOPER	1:01.608	146	MACE	44.254	3	30	COOPER	1:46.094	1:46.880	0.786
4	15	PERKINS	1:01.865	15	PERKINS	44.280	4	15	PERKINS	1:46.145	1:46.145	0.000
5	146	MACE	1:02.228	30	COOPER	44.486	5	146	MACE	1:46.482	1:46.482	0.000
6	29	CRIPPS	1:02.383	29	CRIPPS	44.906	6	29	CRIPPS	1:47.289	1:47.458	0.169
7	57	MOOK	1:02.463	75	HEWSON	45.231	7	74	WHITBY	1:48.198	1:48.770	0.572
8	74	WHITBY	1:02.843	74	WHITBY	45.355	8	8	BALL	1:48.517	1:48.782	0.265
9	8	BALL	1:03.132	8	BALL	45.385	9	75	HEWSON	1:48.680	1:48.720	0.040
10	75	HEWSON	1:03.449	61	WELCH	45.756	10	57	MOOK	1:48.700	1:50.835	2.135
11	61	WELCH	1:03.954	60	GOUGH	46.091	11	61	WELCH	1:49.710	1:50.048	0.338
12	60	GOUGH	1:04.544	4	HALIL	46.208	12	60	GOUGH	1:50.635	1:50.682	0.047
13	13	EDMONDSON	1:04.650	27	HAYWARD	46.208	13	27	HAYWARD	1:51.182	1:52.002	0.820
14	40	BEACOCK	1:04.722	57	MOOK	46.237	14	4	HALIL	1:51.369	1:51.524	0.155
15	162	COOPER	1:04.832	72	THAY	46.831	15	40	BEACOCK	1:51.887	1:51.940	0.053
16	27	HAYWARD	1:04.974	40	BEACOCK	47.165	16	72	THAY	1:52.047	1:52.047	0.000
17	4	HALIL	1:05.161	162	COOPER	47.278	17	162	COOPER	1:52.110	1:52.761	0.651
18	72	THAY	1:05.216	46	MARSHALL	48.648	18	46	MARSHALL	1:54.857	1:55.731	0.874
19	46	MARSHALL	1:06.209	54	HOLD	49.364	19	2	HUFF	1:55.989	1:57.159	1.170
20	2	HUFF	1:06.447	73	TURNER	49.367	20	54	HOLD	1:57.675	1:58.225	0.550
21	54	HOLD	1:08.311	17	MILES	49.394	21	31	FARMER	1:57.906	1:58.334	0.428
22	31	FARMER	1:08.507	31	FARMER	49.399	22	67	BAILEY	1:58.643	1:58.889	0.246
23	99	FIRTH	1:08.752	2	HUFF	49.542	23	99	FIRTH	1:58.767	1:58.767	0.000
24	67	BAILEY	1:08.928	67	BAILEY	49.715	24	17	MILES	1:59.232	1:59.232	0.000
25	17	MILES	1:09.838	99	FIRTH	50.015	25	73	TURNER	2:00.257	2:00.257	0.000
26	73	TURNER	1:10.890	89	TEMPEST	50.266	26	89	TEMPEST	2:01.205	2:01.205	0.000
27	89	TEMPEST	1:10.939	100	COLLINS	51.017	27	100	COLLINS	2:02.539	2:02.576	0.037
28	100	COLLINS	1:11.522	98	ENGLISH	55.337	28	98	ENGLISH	2:12.816	2:12.907	0.091
29	98	ENGLISH	1:17.479	13	EDMONDSON	5:25.522	29	13	EDMONDSON	6:30.172	6:36.458	6.286

Weather / Track : Cloudy / Dry

Results can be found at [www.tsl-timing.com](http://www.tsl-timing.com)

Cadwell Park  
Circuit Length = 2.1800 miles  
Start: 10:08 Flag 10:20 End: 10:22

Printed - 10:22 Saturday, 07 August 2021

# International Sidecar Revival Meeting 2021

## DFDS Yamaha Past Masters

### QUALIFYING - STATISTICS

**Competitors Started** 29  
**Planned Start** 2021-08-07 @ 10:08:00.000  
**Actual Start** 2021-08-07 @ 10:08:26.610  
**Finish Time** 2021-08-07 @ 10:20:27.389  
**Track Length** 2.1800mi.  
**Total Laps** 157  
**Total Distance Covered** 342.2629mi.

### Session Fastest Lap History

NO	CL	NAME	LAP TIME	TIME OF DAY	LAP	VEHICLE
146		Michael MACE	1:50.095	10:10:44.289	1	Yamaha TZR250
19		Peter BRANTON	1:48.146	10:12:11.628	1	Yamaha TZR250
24		Scott CARSON	1:45.807	10:13:56.016	2	Yamaha TZR250
19		Peter BRANTON	1:45.260	10:13:56.889	2	Yamaha TZR250
24		Scott CARSON	1:43.493	10:15:39.509	3	Yamaha TZR250
24		Scott CARSON	1:43.353	10:19:08.300	5	Yamaha TZR250

### Flag History

TYPE	TIME OF DAY
GREEN	10:08:26.610
FINISH	10:20:27.389

### Flag Statistics

TYPE	COUNT	TOTAL LAPS	TOTAL TIME
Green	1	7	13:56.905
Red	0	0	0.000
Safety Car	0	0	0.000
FCY	0	0	0.000

# International Sidecar Revival Meeting 2021

## DFDS Yamaha Past Masters

### QUALIFYING - STATISTICS

CLASS :

15 Starters

#### Fastest Lap History

NO	NAME	LAP TIME	TIME OF DAY	LAP	VEHICLE
146	Michael MACE	1:50.095	10:10:44.289	1	Yamaha TZR250
19	Peter BRANTON	1:48.146	10:12:11.628	1	Yamaha TZR250
24	Scott CARSON	1:45.807	10:13:56.016	2	Yamaha TZR250
19	Peter BRANTON	1:45.260	10:13:56.889	2	Yamaha TZR250
24	Scott CARSON	1:43.493	10:15:39.509	3	Yamaha TZR250
24	Scott CARSON	1:43.353	10:19:08.300	5	Yamaha TZR250

Weather / Track : Cloudy / Dry

Results can be found at [www.tsl-timing.com](http://www.tsl-timing.com)

Page 2 of 4

Cadwell Park  
Circuit Length = 2.1800 miles  
Start: 10:08 Flag 10:20 End: 10:22

Printed - 10:22 Saturday, 07 August 2021

# International Sidecar Revival Meeting 2021

## DFDS Yamaha Past Masters

### QUALIFYING - STATISTICS

CLASS : C

11 Starters

#### Fastest Lap History

NO	NAME	LAP TIME	TIME OF DAY	LAP	VEHICLE
46	Kevin MARSHALL	1:59.037	10:10:55.917	1	Yamaha TZR250
72	Chris THAY	1:56.065	10:11:50.518	1	Yamaha TZR250
8	David BALL	1:52.523	10:12:36.515	1	Yamaha TZR250
8	David BALL	1:49.707	10:14:26.220	2	Yamaha TZR250
8	David BALL	1:48.782	10:16:15.001	3	Yamaha TZR250

Weather / Track : Cloudy / Dry

Results can be found at [www.tsl-timing.com](http://www.tsl-timing.com)

Page 3 of 4

Cadwell Park  
Circuit Length = 2.1800 miles  
Start: 10:08 Flag 10:20 End: 10:22

Printed - 10:22 Saturday, 07 August 2021

# International Sidecar Revival Meeting 2021

## DFDS Yamaha Past Masters

### QUALIFYING - STATISTICS

CLASS : R

3 Starters

#### Fastest Lap History

NO	NAME	LAP TIME	TIME OF DAY	LAP	VEHICLE
73	Colvin TURNER	<b>2:17.499</b>	10:11:24.614	1	Yamaha TZR250
100	Adam COLLINS	<b>2:10.570</b>	10:12:39.094	1	Yamaha TZR250
73	Colvin TURNER	<b>2:06.286</b>	10:13:30.901	2	Yamaha TZR250
100	Adam COLLINS	<b>2:05.312</b>	10:14:44.406	2	Yamaha TZR250
17	Dan MILES	<b>2:03.038</b>	10:15:31.467	2	Yamaha TZR250
17	Dan MILES	<b>2:01.043</b>	10:17:32.510	3	Yamaha TZR250
17	Dan MILES	<b>1:59.232</b>	10:19:31.741	4	Yamaha TZR250

Weather / Track : Cloudy / Dry

Results can be found at [www.tsl-timing.com](http://www.tsl-timing.com)

Page 4 of 4

Cadwell Park  
Circuit Length = 2.1800 miles  
Start: 10:08 Flag 10:20 End: 10:22

Printed - 10:22 Saturday, 07 August 2021

**International Sidecar Revival Meeting 2021**
**DFDS Yamaha Past Masters**
**RACE 6 - GRID (6 Laps)**

ROW 10		28	<b>98</b> Sarah ENGLISH	2:12.907	29	<b>13</b> Doug EDMONDSON	6:36.458	30	<b>33</b> Kieran LEWIS
ROW 9	25	<b>73</b> Colvin TURNER	2:00.257	26	<b>89</b> Andrew TEMPEST	2:01.205	27	<b>100</b> Adam COLLINS	2:02.576
ROW 8		22	<b>99</b> Paul FIRTH	1:58.767	23	<b>67</b> Mark BAILEY	1:58.889	24	<b>17</b> Dan MILES
ROW 7	19	<b>2</b> Lee HUFF	1:57.159	20	<b>54</b> John HOLD	1:58.225	21	<b>31</b> Rob FARMER	1:58.334
ROW 6		16	<b>72</b> Chris THAY	1:52.047	17	<b>162</b> Darren COOPER	1:52.761	18	<b>46</b> Kevin MARSHALL
ROW 5	13	<b>4</b> Denis HALIL	1:51.524	14	<b>40</b> Douglas BEACOCK	1:51.940	15	<b>27</b> Richard HAYWARD	1:52.002
ROW 4		10	<b>61</b> Paul WELCH	1:50.048	11	<b>60</b> Daniel GOUGH	1:50.682	12	<b>57</b> Geoff MOOK
ROW 3	7	<b>75</b> David HEWSON	1:48.720	8	<b>74</b> Paul WHITBY	1:48.770	9	<b>8</b> David BALL	1:48.782
ROW 2		4	<b>146</b> Michael MACE	1:46.482	5	<b>30</b> Alan COOPER	1:46.880	6	<b>29</b> Derek CRIPPS
ROW 1	1	<b>24</b> Scott CARSON	1:43.353	2	<b>19</b> Peter BRANTON	1:44.473	3	<b>15</b> Billy PERKINS	1:46.145
			<b>Pole</b>						

Cadwell Park

Circuit Length = 2.1800 miles

These results are provisional until the conclusion of any judicial and technical matters.

Clerk Of Course :	Stewards :	Timekeeper : Craig Smith
-------------------	------------	--------------------------

 Results can be found at [www.tsl-timing.com](http://www.tsl-timing.com)

Printed - 10:23 Saturday, 07 August 2021



**International Sidecar Revival Meeting 2021**
**DFDS Yamaha Past Masters**
**RACE 6 - CLASSIFICATION**

POS	NO	CL	PIC NAME	ENTRY	LAPS	TIME	GAP	DIFF	MPH	BEST	ON
1	24		1 Scott CARSON	Yamaha TZR250 - Brian Grays Powerbiking,All Engl	6	10:18.214			76.16	1:40.987	2
2	15		2 Billy PERKINS	Yamaha TZR250 - T.w fuggle & son / Ashford tarmac	6	10:30.558	12.344	12.344	74.67	1:43.897	6
3	19		3 Peter BRANTON	Yamaha TZR250 - Exactweld Racing	6	10:30.777	12.563	0.219	74.65	1:43.936	3
4	30		4 Alan COOPER	Yamaha TZR250 - twistgrip motorcycles	6	10:32.590	14.376	1.813	74.43	1:44.108	3
5	13		5 Doug EDMONDSON	Yamaha TZR250 - Stan Stephens Tuning	6	10:38.594	20.380	6.004	73.73	1:44.244	4
6	146		6 Michael MACE	Yamaha TZR250 - Kevin Marshall	6	10:45.537	27.323	6.943	72.94	1:45.785	4
7	74		7 Paul WHITBY	Yamaha TZR250 - Greybridge Ltd	6	10:47.116	28.902	1.579	72.76	1:45.835	4
8	29		8 Derek CRIPPS	Yamaha TZR250 - Kelly Cripps - Team FBR	6	10:48.344	30.130	1.228	72.62	1:46.212	3
9	8	C	1 David BALL	Yamaha TZR250 - Gardiner Page and Roe pension c	6	10:53.478	35.264	5.134	72.05	1:46.570	4
10	27	C	2 Richard HAYWARD	Yamaha TZR250 - Hazel Motors/ Gforce	6	10:53.518	35.304	0.040	72.05	1:46.376	3
11	61		9 Paul WELCH	Yamaha TZR250 -	6	10:59.552	41.338	6.034	71.39	1:48.022	2
12	4		10 Denis HALIL	Yamaha TZR250 - D & A AUTOS	6	11:02.545	44.331	2.993	71.07	1:48.527	6
13	75		11 David HEWSON	Yamaha TZR250 - Obsession Engineering Limited	6	11:05.642	47.428	3.097	70.74	1:46.606	3
14	40	C	3 Douglas BEACOCK	Yamaha TZR250 -	6	11:12.913	54.699	7.271	69.97	1:50.634	4
15	60	C	4 Daniel GOUGH	Yamaha TZR250 - G Force Motorcycles	6	11:16.176	57.962	3.263	69.63	1:50.502	5
16	72	C	5 Chris THAY	Yamaha TZR250 - Scell-it uk	6	11:16.964	58.750	0.788	69.55	1:50.503	5
17	162		12 Darren COOPER	Yamaha TZR250 -	6	11:21.433	1:03.219	4.469	69.10	1:50.929	2
18	2	C	6 Lee HUFF	Yamaha TZR250 -	6	11:31.713	1:13.499	10.280	68.07	1:53.256	2
19	17	R	1 Dan MILES	Yamaha TZR250 -	6	11:55.011	1:36.797	23.298	65.85	1:55.912	5
20	54	C	7 John HOLD	Yamaha RD350 YPVS -	6	11:59.934	1:41.720	4.923	65.40	1:56.932	5
21	31	C	8 Rob FARMER	Yamaha TZR250 -	6	12:01.435	1:43.221	1.501	65.27	1:57.649	5
22	73	R	2 Colvin TURNER	Yamaha TZR250 -	6	12:01.847	1:43.633	0.412	65.23	1:57.789	4
23	99	C	9 Paul FIRTH	Yamaha TZR250 - Joanne Porter	6	12:03.095	1:44.881	1.248	65.12	1:57.301	6
24	33	C	10 Kieran LEWIS	Yamaha TZR250 - Controls For Doors Ltd/ G Force I	6	12:12.249	1:54.035	9.154	64.30	1:59.170	5
25	89		13 Andrew TEMPEST	Yamaha TZR250 - Gecko racing/mar-ti titanium	6	12:13.386	1:55.172	1.137	64.20	1:57.934	6
26	100	R	3 Adam COLLINS	Yamaha TZR250 - www.ypmrc.co.uk	6	12:17.513	1:59.299	4.127	63.84	2:00.778	5
27	98	C	11 Sarah ENGLISH	Yamaha TZR250 - Tempest Revivals / English Moss	5	11:26.646	1 Lap	1 Lap	57.14	2:12.661	5

**NOT CLASSIFIED**

DNF	46	C	Kevin MARSHALL	Yamaha TZR250 -	2	4:02.932	4 Laps	3 Laps	64.61	1:59.664	2
DNF	67		Mark BAILEY	Yamaha TZR250 -	0						

**FASTEST LAP**

	24		Scott CARSON	Yamaha TZR250 - Brian Grays Powerbiking,All Engl	2	1:40.987		77.71 mph	125.06 kph		
	27	C	Richard HAYWARD	Yamaha TZR250 - Hazel Motors/ Gforce	3	1:46.376		73.77 mph	118.73 kph		
	17	R	Dan MILES	Yamaha TZR250 -	5	1:55.912		67.70 mph	108.96 kph		

Class - 92.5% of Race Speed = 70.44 mph  
 Class C - 92.5% of Race Speed = 66.64 mph  
 Class R - 92.5% of Race Speed = 60.91 mph

Cadwell Park: 2.1800 miles

Race Distance: 6 Laps / 13.08 miles

Start: 13:05 Flag 13:15 End: 13:17

**Weather / Track : Sunny / Dry**
**These results are provisional until the conclusion of any judicial and technical matters.**

Clerk Of Course :	Stewards :	Timekeeper : Craig Smith
-------------------	------------	--------------------------

 Results can be found at [www.tsl-timing.com](http://www.tsl-timing.com)

Printed - 13:18 Saturday, 07 August 2021





# International Sidecar Revival Meeting 2021

## DFDS Yamaha Past Masters

### RACE 6 - LAP CHART

LAP 1 @ 13:07:11.941		
NO	BEHIND	LAP TIME

24		1:45.329
19	3.745	1:49.074
15	4.060	1:49.389
30	5.016	1:50.345
74	8.158	1:53.487
146	8.471	1:53.800
29	8.626	1:53.955
13	8.770	1:54.099
61	9.548	1:54.877
27	9.741	1:55.070
8	9.857	1:55.186
40	11.780	1:57.109
75	12.784	1:58.113
4	12.959	1:58.288
60	13.478	1:58.807
72	14.062	1:59.391
162	15.117	2:00.446
2	16.216	2:01.545
46	17.939	2:03.268
31	22.441	2:07.770
54	23.153	2:08.482
17	24.020	2:09.349
73	24.056	2:09.385
99	24.819	2:10.148
100	25.963	2:11.292
89	26.640	2:11.969
33	26.699	2:12.028
98	41.783	2:27.112

LAP 2 @ 13:08:52.928		
NO	BEHIND	LAP TIME

24		1:40.987
19	6.900	1:44.142
15	7.341	1:44.268
30	8.290	1:44.261
13	13.369	1:45.586
146	14.105	1:46.621
74	15.562	1:48.391
29	16.136	1:48.497
61	16.583	1:48.022
8	16.721	1:47.851
27	16.882	1:48.128
75	19.289	1:47.492
40	21.599	1:50.806
4	21.740	1:49.768
72	24.184	1:51.109
60	24.359	1:51.868
162	25.059	1:50.929
2	28.485	1:53.256
46	36.616	1:59.664
17	40.751	1:57.718
31	40.843	1:59.389
54	41.966	1:59.800
73	42.065	1:58.996
99	43.330	1:59.498
100	46.138	2:01.162
33	46.370	2:00.658
89	47.356	2:01.703
98	1:17.962	2:17.166

LAP 3 @ 13:10:34.267		
NO	BEHIND	LAP TIME

24		1:41.339
19	9.497	1:43.936
15	9.912	1:43.910
30	11.059	1:44.108
13	16.940	1:44.910
146	18.797	1:46.031
74	20.258	1:46.035
29	21.009	1:46.212
27	21.919	1:46.376
8	23.423	1:48.041
61	24.076	1:48.832
75	24.556	1:46.606
4	28.963	1:48.562
40	30.910	1:50.650
72	34.879	1:52.034
162	35.077	1:51.357
60	35.215	1:52.195
2	41.299	1:54.153
17	57.462	1:58.050
31	58.549	1:59.045
73	58.941	1:58.215
54	59.900	1:59.273
99	1:01.114	1:59.123
33	1:06.359	2:01.328
100	1:07.067	2:02.268
89	1:07.480	2:01.463

LAP 4 @ 13:12:16.446		
NO	BEHIND	LAP TIME

24		1:42.179
98	1 Lap	2:13.488
19	11.813	1:44.495
15	11.913	1:44.180
30	13.071	1:44.191
13	19.005	1:44.244
146	22.403	1:45.785
74	23.914	1:45.835
29	25.218	1:46.388
27	26.548	1:46.808
8	27.814	1:46.570
75	29.709	1:47.332
61	31.160	1:49.263
4	35.508	1:48.724
40	39.365	1:50.634
162	44.565	1:51.667
72	44.667	1:51.967
60	44.826	1:51.790
2	53.801	1:54.681
17	1:12.964	1:57.681
73	1:14.551	1:57.789
31	1:15.387	1:59.017
54	1:15.528	1:57.807
99	1:17.802	1:58.867
33	1:24.054	1:59.874
89	1:25.689	2:00.388
100	1:25.737	2:00.849

LAP 5 @ 13:14:00.117		
NO	BEHIND	LAP TIME

24		1:43.671
19	12.998	1:44.856

15	13.156	1:44.914
30	13.827	1:44.427
13	19.747	1:44.413
146	25.265	1:46.533
74	27.007	1:46.764
29	28.319	1:46.772
27	30.868	1:47.991
8	31.766	1:47.623
75	36.198	1:50.160
61	36.879	1:49.390
98	1 Lap	2:16.219
4	40.513	1:48.676
40	46.842	1:51.148
72	51.499	1:50.503
60	51.657	1:50.502
162	53.343	1:52.449
2	1:03.914	1:53.784
17	1:25.205	1:55.912
54	1:28.789	1:56.932
31	1:29.365	1:57.649
73	1:30.339	1:59.459
99	1:32.289	1:58.158
33	1:39.553	1:59.170
89	1:41.947	1:59.929
100	1:42.844	2:00.778

LAP 6 @ 13:15:44.826		
NO	BEHIND	LAP TIME

24		1:44.709
15	12.344	1:43.897
19	12.563	1:44.274
30	14.376	1:45.258
13	20.380	1:45.342
146	27.323	1:46.767
74	28.902	1:46.604
29	30.130	1:46.520
8	35.264	1:48.207
27	35.304	1:49.145
61	41.338	1:49.168
4	44.331	1:48.527
75	47.428	1:55.939
40	54.699	1:52.566
60	57.962	1:51.014
72	58.750	1:51.960
162	1:03.219	1:54.585
98	1 Lap	2:12.661
2	1:13.499	1:54.294
17	1:36.797	1:56.301
54	1:41.720	1:57.640
31	1:43.221	1:58.565
73	1:43.633	1:58.003
99	1:44.881	1:57.301
33	1:54.035	1:59.191
89	1:55.172	1:57.934
100	1:59.299	2:01.164

Weather / Track : Sunny / Dry

Results can be found at [www.tsl-timing.com](http://www.tsl-timing.com)

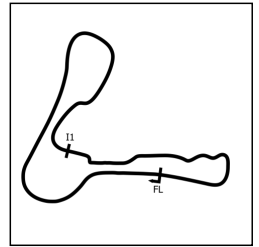
Cadwell Park  
Circuit Length = 2.1800 miles  
Start: 13:05 Flag 13:15 End: 13:17

Printed - 13:18 Saturday, 07 August 2021

# International Sidecar Revival Meeting 2021

## DFDS Yamaha Past Masters

### RACE 6 - SECTOR ANALYSIS



SECTOR 1 = FL to I1, SECTOR 2 = I1 to FL, DIFF = Difference To Personal Best Lap, P = Crossed Finish Line in Pit Lane, D = Time Disallowed

<b>P1 24</b>		<b>Scott CARSON</b>		Yamaha TZR250 - Brian Grays Powerbiking, All England Diamon			
IDEAL LAP TIME : 1:40.942		BEST LAP TIME : 1:40.987		DIFFERENCE : 0.045			
LAP	SECTOR 1	SECTOR 2	LAP TIME	MPH	DIFF	TIME OF DAY	
1 -		42.208	1:45.329	74.50	4.342	13:07:11.941	
2 -	<b>58.746</b>	42.241	<b>1:40.987 (1)</b>	<b>77.71</b>		<b>13:08:52.928</b>	
3 -	59.143	<b>42.196</b>	1:41.339 (2)	77.44	0.352	13:10:34.267	
4 -	59.532	42.647	1:42.179 (3)	76.80	1.192	13:12:16.446	
5 -	1:00.427	43.244	1:43.671	75.70	2.684	13:14:00.117	
6 -	1:01.087	43.622	1:44.709	74.95	3.722	13:15:44.826	

<b>P2 15</b>		<b>Billy PERKINS</b>		Yamaha TZR250 - T.w fuggle & son / Ashford tarmac			
IDEAL LAP TIME : 1:43.705		BEST LAP TIME : 1:43.897		DIFFERENCE : 0.192			
LAP	SECTOR 1	SECTOR 2	LAP TIME	MPH	DIFF	TIME OF DAY	
1 -		43.588	1:49.389	71.74	5.492	13:07:16.001	
2 -	1:00.694	43.574	1:44.268	75.26	0.371	13:09:00.269	
3 -	1:00.706	<b>43.204</b>	1:43.910 (2)	75.52	0.013	13:10:44.179	
4 -	<b>1:00.501</b>	43.679	1:44.180 (3)	75.33	0.283	13:12:28.359	
5 -	1:01.225	43.689	1:44.914	74.80	1.017	13:14:13.273	
6 -	1:00.631	43.266	<b>1:43.897 (1)</b>	<b>75.53</b>		<b>13:15:57.170</b>	

<b>P3 19</b>		<b>Peter BRANTON</b>		Yamaha TZR250 - Exactweld Racing			
IDEAL LAP TIME : 1:43.936		BEST LAP TIME : 1:43.936		DIFFERENCE : 0.000			
LAP	SECTOR 1	SECTOR 2	LAP TIME	MPH	DIFF	TIME OF DAY	
1 -		43.792	1:49.074	71.95	5.138	13:07:15.686	
2 -	1:00.426	43.716	1:44.142 (2)	75.35	0.206	13:08:59.828	
3 -	<b>1:00.330</b>	<b>43.606</b>	<b>1:43.936 (1)</b>	<b>75.50</b>		<b>13:10:43.764</b>	
4 -	1:00.645	43.850	1:44.495	75.10	0.559	13:12:28.259	
5 -	1:01.004	43.852	1:44.856	74.84	0.920	13:14:13.115	
6 -	1:00.568	43.706	1:44.274 (3)	75.26	0.338	13:15:57.389	

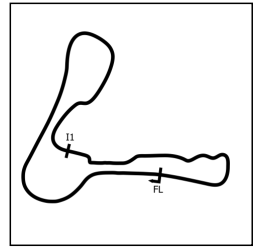
<b>P4 30</b>		<b>Alan COOPER</b>		Yamaha TZR250 - twistgrip motorcycles			
IDEAL LAP TIME : 1:43.940		BEST LAP TIME : 1:44.108		DIFFERENCE : 0.168			
LAP	SECTOR 1	SECTOR 2	LAP TIME	MPH	DIFF	TIME OF DAY	
1 -		43.476	1:50.345	71.12	6.237	13:07:16.957	
2 -	<b>1:00.585</b>	43.676	1:44.261 (3)	75.27	0.153	13:09:01.218	
3 -	1:00.753	<b>43.355</b>	<b>1:44.108 (1)</b>	<b>75.38</b>		<b>13:10:45.326</b>	
4 -	1:00.666	43.525	1:44.191 (2)	75.32	0.083	13:12:29.517	
5 -	1:00.934	43.493	1:44.427	75.15	0.319	13:14:13.944	
6 -	1:01.011	44.247	1:45.258	74.56	1.150	13:15:59.202	

<b>P5 13</b>		<b>Doug EDMONDSON</b>		Yamaha TZR250 - Stan Stephens Tuning			
IDEAL LAP TIME : 1:44.051		BEST LAP TIME : 1:44.244		DIFFERENCE : 0.193			
LAP	SECTOR 1	SECTOR 2	LAP TIME	MPH	DIFF	TIME OF DAY	
1 -		44.207	1:54.099	68.78	9.855	13:07:20.711	
2 -	1:01.456	44.130	1:45.586	74.32	1.342	13:09:06.297	
3 -	1:01.291	43.619	1:44.910 (3)	74.80	0.666	13:10:51.207	
4 -	1:01.134	<b>43.110</b>	<b>1:44.244 (1)</b>	<b>75.28</b>		<b>13:12:35.451</b>	
5 -	<b>1:00.941</b>	43.472	1:44.413 (2)	75.16	0.169	13:14:19.864	
6 -	1:01.472	43.870	1:45.342	74.50	1.098	13:16:05.206	

# International Sidecar Revival Meeting 2021

## DFDS Yamaha Past Masters

### RACE 6 - SECTOR ANALYSIS



SECTOR 1 = FL to I1, SECTOR 2 = I1 to FL, DIFF = Difference To Personal Best Lap, P = Crossed Finish Line in Pit Lane, D = Time Disallowed

<b>P6 146 Michael MACE</b>		Yamaha TZR250 - Kevin Marshall				
IDEAL LAP TIME : 1:45.785		BEST LAP TIME : 1:45.785		DIFFERENCE : 0.000		
LAP	SECTOR 1	SECTOR 2	LAP TIME	MPH	DIFF	TIME OF DAY
1 -		45.346	1:53.800	68.96	8.015	13:07:20.412
2 -	1:02.483	44.138	1:46.621	73.60	0.836	13:09:07.033
3 -	1:02.028	44.003	1:46.031 (2)	74.01	0.246	13:10:53.064
<b>4 -</b>	<b>1:01.947</b>	<b>43.838</b>	<b>1:45.785 (1)</b>	<b>74.18</b>		<b>13:12:38.849</b>
5 -	1:02.241	44.292	1:46.533 (3)	73.66	0.748	13:14:25.382
6 -	1:02.602	44.165	1:46.767	73.50	0.982	13:16:12.149

<b>P7 74 Paul WHITBY</b>		Yamaha TZR250 - Greybridge Ltd				
IDEAL LAP TIME : 1:45.835		BEST LAP TIME : 1:45.835		DIFFERENCE : 0.000		
LAP	SECTOR 1	SECTOR 2	LAP TIME	MPH	DIFF	TIME OF DAY
1 -		45.480	1:53.487	69.15	7.652	13:07:20.099
2 -	1:03.015	45.376	1:48.391	72.40	2.556	13:09:08.490
3 -	1:01.263	44.772	1:46.035 (2)	74.01	0.200	13:10:54.525
<b>4 -</b>	<b>1:01.177</b>	<b>44.658</b>	<b>1:45.835 (1)</b>	<b>74.15</b>		<b>13:12:40.360</b>
5 -	1:01.821	44.943	1:46.764	73.50	0.929	13:14:27.124
6 -	1:01.428	45.176	1:46.604 (3)	73.61	0.769	13:16:13.728

<b>P8 29 Derek CRIPPS</b>		Yamaha TZR250 - Kelly Cripps - Team FBR				
IDEAL LAP TIME : 1:46.177		BEST LAP TIME : 1:46.212		DIFFERENCE : 0.035		
LAP	SECTOR 1	SECTOR 2	LAP TIME	MPH	DIFF	TIME OF DAY
1 -		45.390	1:53.955	68.86	7.743	13:07:20.567
2 -	1:02.687	45.810	1:48.497	72.33	2.285	13:09:09.064
<b>3 -</b>	<b>1:01.594</b>	44.618	<b>1:46.212 (1)</b>	<b>73.89</b>		<b>13:10:55.276</b>
4 -	1:01.805	<b>44.583</b>	1:46.388 (2)	73.76	0.176	13:12:41.664
5 -	1:01.794	44.978	1:46.772	73.50	0.560	13:14:28.436
6 -	1:01.876	44.644	1:46.520 (3)	73.67	0.308	13:16:14.956

<b>P9 8 C David BALL</b>		Yamaha TZR250 - Gardiner Page and Roe pension consultants				
IDEAL LAP TIME : 1:46.570		BEST LAP TIME : 1:46.570		DIFFERENCE : 0.000		
LAP	SECTOR 1	SECTOR 2	LAP TIME	MPH	DIFF	TIME OF DAY
1 -		45.763	1:55.186	68.13	8.616	13:07:21.798
2 -	1:02.346	45.505	1:47.851 (3)	72.76	1.281	13:09:09.649
3 -	1:03.138	44.903	1:48.041	72.63	1.471	13:10:57.690
<b>4 -</b>	<b>1:01.843</b>	<b>44.727</b>	<b>1:46.570 (1)</b>	<b>73.64</b>		<b>13:12:44.260</b>
5 -	1:01.990	45.633	1:47.623 (2)	72.92	1.053	13:14:31.883
6 -	1:02.614	45.593	1:48.207	72.52	1.637	13:16:20.090

<b>P10 27 C Richard HAYWARD</b>		Yamaha TZR250 - Hazel Motors/ Gforce				
IDEAL LAP TIME : 1:46.133		BEST LAP TIME : 1:46.376		DIFFERENCE : 0.243		
LAP	SECTOR 1	SECTOR 2	LAP TIME	MPH	DIFF	TIME OF DAY
1 -		44.634	1:55.070	68.20	8.694	13:07:21.682
2 -	1:02.684	45.444	1:48.128	72.58	1.752	13:09:09.810
<b>3 -</b>	<b>1:02.342</b>	<b>44.034</b>	<b>1:46.376 (1)</b>	<b>73.77</b>		<b>13:10:56.186</b>
4 -	<b>1:02.099</b>	44.709	1:46.808 (2)	73.47	0.432	13:12:42.994
5 -	1:02.688	45.303	1:47.991 (3)	72.67	1.615	13:14:30.985
6 -	1:03.761	45.384	1:49.145	71.90	2.769	13:16:20.130

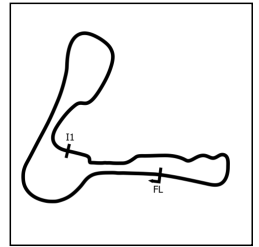
Weather / Track : Sunny / Dry

Cadwell Park  
Circuit Length = 2.1800 miles  
Start: 13:05 Flag 13:15 End: 13:17

# International Sidecar Revival Meeting 2021

## DFDS Yamaha Past Masters

### RACE 6 - SECTOR ANALYSIS



SECTOR 1 = FL to I1, SECTOR 2 = I1 to FL, DIFF = Difference To Personal Best Lap, P = Crossed Finish Line in Pit Lane, D = Time Disallowed

P11 61		Paul WELCH		Yamaha TZR250 -			
IDEAL LAP TIME : 1:47.874		BEST LAP TIME : 1:48.022		DIFFERENCE : 0.148			
LAP	SECTOR 1	SECTOR 2	LAP TIME	MPH	DIFF	TIME OF DAY	
1 -		45.744	1:54.877	68.31	6.855	13:07:21.489	
2 -	<b>1:02.347</b>	45.675	<b>1:48.022 (1)</b>	<b>72.65</b>		<b>13:09:09.511</b>	
3 -	1:03.305	<b>45.527</b>	1:48.832 (2)	72.11	0.810	13:10:58.343	
4 -	1:02.679	46.584	1:49.263	71.82	1.241	13:12:47.606	
5 -	1:02.848	46.542	1:49.390	71.74	1.368	13:14:36.996	
6 -	1:03.538	45.630	1:49.168 (3)	71.88	1.146	13:16:26.164	

P12 4		Denis HALIL		Yamaha TZR250 - D & A AUTOS			
IDEAL LAP TIME : 1:47.958		BEST LAP TIME : 1:48.527		DIFFERENCE : 0.569			
LAP	SECTOR 1	SECTOR 2	LAP TIME	MPH	DIFF	TIME OF DAY	
1 -		46.243	1:58.288	66.34	9.761	13:07:24.900	
2 -	<b>1:02.976</b>	46.792	1:49.768	71.49	1.241	13:09:14.668	
3 -	1:03.580	<b>44.982</b>	1:48.562 (2)	72.29	0.035	13:11:03.230	
4 -	1:03.289	45.435	1:48.724	72.18	0.197	13:12:51.954	
5 -	1:03.120	45.556	1:48.676 (3)	72.21	0.149	13:14:40.630	
6 -	1:03.286	45.241	<b>1:48.527 (1)</b>	<b>72.31</b>		<b>13:16:29.157</b>	

P13 75		David HEWSON		Yamaha TZR250 - Obsession Engineering Limited			
IDEAL LAP TIME : 1:46.533		BEST LAP TIME : 1:46.606		DIFFERENCE : 0.073			
LAP	SECTOR 1	SECTOR 2	LAP TIME	MPH	DIFF	TIME OF DAY	
1 -		46.369	1:58.113	66.44	11.507	13:07:24.725	
2 -	1:02.616	44.876	1:47.492 (3)	73.01	0.886	13:09:12.217	
3 -	1:01.894	<b>44.712</b>	<b>1:46.606 (1)</b>	<b>73.61</b>		<b>13:10:58.823</b>	
4 -	1:02.339	44.993	1:47.332 (2)	73.11	0.726	13:12:46.155	
5 -	<b>1:01.821</b>	48.339	1:50.160	71.24	3.554	13:14:36.315	
6 -	1:06.814	49.125	1:55.939	67.69	9.333	13:16:32.254	

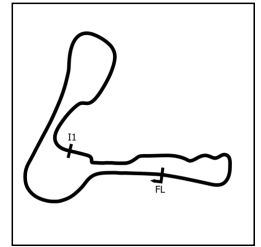
P14 40 C		Douglas BEACOCK		Yamaha TZR250 -			
IDEAL LAP TIME : 1:50.068		BEST LAP TIME : 1:50.634		DIFFERENCE : 0.566			
LAP	SECTOR 1	SECTOR 2	LAP TIME	MPH	DIFF	TIME OF DAY	
1 -		<b>46.174</b>	1:57.109	67.01	6.475	13:07:23.721	
2 -	<b>1:03.894</b>	46.912	1:50.806 (3)	70.82	0.172	13:09:14.527	
3 -	1:03.975	46.675	1:50.650 (2)	70.92	0.016	13:11:05.177	
4 -	1:04.265	46.369	<b>1:50.634 (1)</b>	<b>70.93</b>		<b>13:12:55.811</b>	
5 -	1:04.356	46.792	1:51.148	70.60	0.514	13:14:46.959	
6 -	1:05.569	46.997	1:52.566	69.71	1.932	13:16:39.525	

P15 60 C		Daniel GOUGH		Yamaha TZR250 - G Force Motorcycles			
IDEAL LAP TIME : 1:50.221		BEST LAP TIME : 1:50.502		DIFFERENCE : 0.281			
LAP	SECTOR 1	SECTOR 2	LAP TIME	MPH	DIFF	TIME OF DAY	
1 -		47.412	1:58.807	66.05	8.305	13:07:25.419	
2 -	1:04.394	47.474	1:51.868	70.15	1.366	13:09:17.287	
3 -	1:04.939	47.256	1:52.195	69.95	1.693	13:11:09.482	
4 -	1:05.151	46.639	1:51.790 (3)	70.20	1.288	13:13:01.272	
5 -	1:04.631	<b>45.871</b>	<b>1:50.502 (1)</b>	<b>71.02</b>		<b>13:14:51.774</b>	
6 -	<b>1:04.350</b>	46.664	1:51.014 (2)	70.69	0.512	13:16:42.788	

# International Sidecar Revival Meeting 2021

## DFDS Yamaha Past Masters

### RACE 6 - SECTOR ANALYSIS



SECTOR 1 = FL to I1, SECTOR 2 = I1 to FL, DIFF = Difference To Personal Best Lap, P = Crossed Finish Line in Pit Lane, D = Time Disallowed

P16 72 C		Chris THAY		Yamaha TZR250 - Scell-it uk			
IDEAL LAP TIME : 1:50.250		BEST LAP TIME : 1:50.503		DIFFERENCE : 0.253			
LAP	SECTOR 1	SECTOR 2	LAP TIME	MPH	DIFF	TIME OF DAY	
1 -		47.006	1:59.391	65.73	8.888	13:07:26.003	
2 -	<b>1:03.580</b>	47.529	1:51.109 (2)	70.63	0.606	13:09:17.112	
3 -	1:04.594	47.440	1:52.034	70.05	1.531	13:11:09.146	
4 -	1:05.175	46.792	1:51.967	70.09	1.464	13:13:01.113	
5 -	1:03.833	<b>46.670</b>	<b>1:50.503 (1)</b>	<b>71.02</b>		<b>13:14:51.616</b>	
6 -	1:04.097	47.863	1:51.960 (3)	70.09	1.457	13:16:43.576	

P17 162		Darren COOPER		Yamaha TZR250 -			
IDEAL LAP TIME : 1:50.661		BEST LAP TIME : 1:50.929		DIFFERENCE : 0.268			
LAP	SECTOR 1	SECTOR 2	LAP TIME	MPH	DIFF	TIME OF DAY	
1 -		47.287	2:00.446	65.15	9.517	13:07:27.058	
2 -	1:04.338	<b>46.591</b>	<b>1:50.929 (1)</b>	<b>70.74</b>		<b>13:09:17.987</b>	
3 -	<b>1:04.070</b>	47.287	1:51.357 (2)	70.47	0.428	13:11:09.344	
4 -	1:04.596	47.071	1:51.667 (3)	70.28	0.738	13:13:01.011	
5 -	1:04.747	47.702	1:52.449	69.79	1.520	13:14:53.460	
6 -	1:05.425	49.160	1:54.585	68.49	3.656	13:16:48.045	

P18 2 C		Lee HUFF		Yamaha TZR250 -			
IDEAL LAP TIME : 1:52.926		BEST LAP TIME : 1:53.256		DIFFERENCE : 0.330			
LAP	SECTOR 1	SECTOR 2	LAP TIME	MPH	DIFF	TIME OF DAY	
1 -		47.956	2:01.545	64.56	8.289	13:07:28.157	
2 -	<b>1:04.998</b>	48.258	<b>1:53.256 (1)</b>	<b>69.29</b>		<b>13:09:21.413</b>	
3 -	1:05.936	48.217	1:54.153 (3)	68.75	0.897	13:11:15.566	
4 -	1:06.559	48.122	1:54.681	68.43	1.425	13:13:10.247	
5 -	1:05.856	<b>47.928</b>	1:53.784 (2)	68.97	0.528	13:15:04.031	
6 -	1:06.276	48.018	1:54.294	68.66	1.038	13:16:58.325	

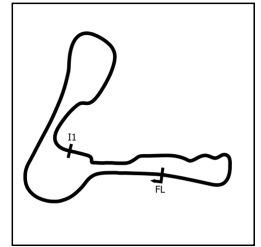
P19 17 R		Dan MILES		Yamaha TZR250 -			
IDEAL LAP TIME : 1:55.748		BEST LAP TIME : 1:55.912		DIFFERENCE : 0.164			
LAP	SECTOR 1	SECTOR 2	LAP TIME	MPH	DIFF	TIME OF DAY	
1 -		51.199	2:09.349	60.67	13.437	13:07:35.961	
2 -	1:08.083	49.635	1:57.718	66.66	1.806	13:09:33.679	
3 -	1:09.227	48.823	1:58.050	66.48	2.138	13:11:31.729	
4 -	1:08.775	48.906	1:57.681 (3)	66.68	1.769	13:13:29.410	
5 -	<b>1:07.502</b>	48.410	<b>1:55.912 (1)</b>	<b>67.70</b>		<b>13:15:25.322</b>	
6 -	1:08.055	<b>48.246</b>	1:56.301 (2)	67.48	0.389	13:17:21.623	

P20 54 C		John HOLD		Yamaha RD350 YPVS -			
IDEAL LAP TIME : 1:56.932		BEST LAP TIME : 1:56.932		DIFFERENCE : 0.000			
LAP	SECTOR 1	SECTOR 2	LAP TIME	MPH	DIFF	TIME OF DAY	
1 -		50.792	2:08.482	61.08	11.550	13:07:35.094	
2 -	1:08.667	51.133	1:59.800	65.50	2.868	13:09:34.894	
3 -	1:08.652	50.621	1:59.273	65.79	2.341	13:11:34.167	
4 -	1:08.196	49.611	1:57.807 (3)	66.61	0.875	13:13:31.974	
5 -	<b>1:07.528</b>	<b>49.404</b>	<b>1:56.932 (1)</b>	<b>67.11</b>		<b>13:15:28.906</b>	
6 -	1:07.810	49.830	1:57.640 (2)	66.71	0.708	13:17:26.546	

# International Sidecar Revival Meeting 2021

## DFDS Yamaha Past Masters

### RACE 6 - SECTOR ANALYSIS



SECTOR 1 = FL to I1, SECTOR 2 = I1 to FL, DIFF = Difference To Personal Best Lap, P = Crossed Finish Line in Pit Lane, D = Time Disallowed

P21 31 C		Rob FARMER		Yamaha TZR250 -		
IDEAL LAP TIME : 1:56.262		BEST LAP TIME : 1:57.649		DIFFERENCE : 1.387		
LAP	SECTOR 1	SECTOR 2	LAP TIME	MPH	DIFF	TIME OF DAY
1 -		51.101	2:07.770	61.42	10.121	13:07:34.382
2 -	1:08.773	50.616	1:59.389	65.73	1.740	13:09:33.771
3 -	1:08.899	50.146	1:59.045	65.92	1.396	13:11:32.816
4 -	1:08.889	50.128	1:59.017 (3)	65.94	1.368	13:13:31.833
5 -	1:08.793	<b>48.856</b>	<b>1:57.649 (1)</b>	<b>66.70</b>		<b>13:15:29.482</b>
6 -	<b>1:07.406</b>	51.159	1:58.565 (2)	66.19	0.916	13:17:28.047

P22 73 R		Colvin TURNER		Yamaha TZR250 -		
IDEAL LAP TIME : 1:57.310		BEST LAP TIME : 1:57.789		DIFFERENCE : 0.479		
LAP	SECTOR 1	SECTOR 2	LAP TIME	MPH	DIFF	TIME OF DAY
1 -		51.293	2:09.385	60.65	11.596	13:07:35.997
2 -	<b>1:08.334</b>	50.662	1:58.996	65.95	1.207	13:09:34.993
3 -	1:08.797	49.418	1:58.215 (3)	66.38	0.426	13:11:33.208
4 -	1:08.813	<b>48.976</b>	<b>1:57.789 (1)</b>	<b>66.62</b>		<b>13:13:30.997</b>
5 -	1:10.058	49.401	1:59.459	65.69	1.670	13:15:30.456
6 -	1:08.676	49.327	1:58.003 (2)	66.50	0.214	13:17:28.459

P23 99 C		Paul FIRTH		Yamaha TZR250 - Joanne Porter		
IDEAL LAP TIME : 1:56.787		BEST LAP TIME : 1:57.301		DIFFERENCE : 0.514		
LAP	SECTOR 1	SECTOR 2	LAP TIME	MPH	DIFF	TIME OF DAY
1 -		52.793	2:10.148	60.30	12.847	13:07:36.760
2 -	1:08.733	50.765	1:59.498	65.67	2.197	13:09:36.258
3 -	1:08.609	50.514	1:59.123	65.88	1.822	13:11:35.381
4 -	1:08.900	49.967	1:58.867 (3)	66.02	1.566	13:13:34.248
5 -	1:09.138	<b>49.020</b>	1:58.158 (2)	66.42	0.857	13:15:32.406
6 -	<b>1:07.767</b>	49.534	<b>1:57.301 (1)</b>	<b>66.90</b>		<b>13:17:29.707</b>

P24 33 C		Kieran LEWIS		Yamaha TZR250 - Controls For Doors Ltd/ G Force Motorcycles		
IDEAL LAP TIME : 1:58.979		BEST LAP TIME : 1:59.170		DIFFERENCE : 0.191		
LAP	SECTOR 1	SECTOR 2	LAP TIME	MPH	DIFF	TIME OF DAY
1 -		50.838	2:12.028	59.44	12.858	13:07:38.640
2 -	1:10.696	49.962	2:00.658	65.04	1.488	13:09:39.298
3 -	1:10.236	51.092	2:01.328	64.68	2.158	13:11:40.626
4 -	1:09.730	50.144	1:59.874 (3)	65.46	0.704	13:13:40.500
5 -	1:09.742	<b>49.428</b>	<b>1:59.170 (1)</b>	<b>65.85</b>		<b>13:15:39.670</b>
6 -	<b>1:09.551</b>	49.640	1:59.191 (2)	65.84	0.021	13:17:38.861

P25 89		Andrew TEMPEST		Yamaha TZR250 - Gecko racing/mar-ti titanium		
IDEAL LAP TIME : 1:57.934		BEST LAP TIME : 1:57.934		DIFFERENCE : 0.000		
LAP	SECTOR 1	SECTOR 2	LAP TIME	MPH	DIFF	TIME OF DAY
1 -		51.383	2:11.969	59.46	14.035	13:07:38.581
2 -	1:10.921	50.782	2:01.703	64.48	3.769	13:09:40.284
3 -	1:10.181	51.282	2:01.463	64.61	3.529	13:11:41.747
4 -	1:10.288	50.100	2:00.388 (3)	65.18	2.454	13:13:42.135
5 -	1:09.887	50.042	1:59.929 (2)	65.43	1.995	13:15:42.064
6 -	<b>1:08.960</b>	<b>48.974</b>	<b>1:57.934 (1)</b>	<b>66.54</b>		<b>13:17:39.998</b>

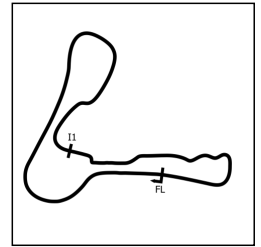
Weather / Track : Sunny / Dry

Cadwell Park  
Circuit Length = 2.1800 miles  
Start: 13:05 Flag 13:15 End: 13:17

# International Sidecar Revival Meeting 2021

## DFDS Yamaha Past Masters

### RACE 6 - SECTOR ANALYSIS



SECTOR 1 = FL to I1, SECTOR 2 = I1 to FL, DIFF = Difference To Personal Best Lap, P = Crossed Finish Line in Pit Lane, D = Time Disallowed

<b>P26 100 R Adam COLLINS</b>		Yamaha TZR250 - www.ypmrc.co.uk				
IDEAL LAP TIME : 1:59.993		BEST LAP TIME : 2:00.778		DIFFERENCE : 0.785		
LAP	SECTOR 1	SECTOR 2	LAP TIME	MPH	DIFF	TIME OF DAY
1 -		51.355	2:11.292	59.77	10.514	13:07:37.904
2 -	1:10.671	<b>50.491</b>	2:01.162 (3)	64.77	0.384	13:09:39.066
3 -	1:11.019	51.249	2:02.268	64.18	1.490	13:11:41.334
4 -	1:10.102	50.747	2:00.849 (2)	64.94	0.071	13:13:42.183
5 -	<b>1:09.502</b>	51.276	<b>2:00.778 (1)</b>	<b>64.97</b>		<b>13:15:42.961</b>
6 -	1:10.134	51.030	2:01.164	64.77	0.386	13:17:44.125

<b>P27 98 C Sarah ENGLISH</b>		Yamaha TZR250 - Tempest Revivals / English Moss Nail Art				
IDEAL LAP TIME : 2:12.473		BEST LAP TIME : 2:12.661		DIFFERENCE : 0.188		
LAP	SECTOR 1	SECTOR 2	LAP TIME	MPH	DIFF	TIME OF DAY
1 -		57.428	2:27.112	53.34	14.451	13:07:53.724
2 -	1:20.636	56.530	2:17.166	57.21	4.505	13:10:10.890
3 -	<b>1:17.437</b>	56.051	2:13.488 (2)	58.79	0.827	13:12:24.378
4 -	1:18.887	57.332	2:16.219 (3)	57.61	3.558	13:14:40.597
5 -	1:17.625	<b>55.036</b>	<b>2:12.661 (1)</b>	<b>59.15</b>		<b>13:16:53.258</b>

<b>P28 46 C Kevin MARSHALL</b>		Yamaha TZR250 -				
IDEAL LAP TIME : 1:57.592		BEST LAP TIME : 1:59.664		DIFFERENCE : 2.072		
LAP	SECTOR 1	SECTOR 2	LAP TIME	MPH	DIFF	TIME OF DAY
1 -		<b>48.292</b>	2:03.268 (2)	63.66	3.604	13:07:29.880
2 -	<b>1:09.300</b>	50.364	<b>1:59.664 (1)</b>	<b>65.58</b>		<b>13:09:29.544</b>

# International Sidecar Revival Meeting 2021

## DFDS Yamaha Past Masters

### RACE 6 - BEST SECTORS

SECTOR 1			SECTOR 2			IDEAL / BEST COMPARISON						
POS	NO	NAME	TIME	NO	NAME	TIME	POS	NO	NAME	IDEAL	BEST	DIFF
									<b>PERFECT LAP</b>	<b>1:40.942</b>		
1	24	CARSON	<b>58.746</b>	24	CARSON	<b>42.196</b>	1	24	CARSON	1:40.942	1:40.987	<b>0.045</b>
2	19	BRANTON	<b>1:00.330</b>	13	EDMONDSON	<b>43.110</b>	2	15	PERKINS	1:43.705	1:43.897	<b>0.192</b>
3	15	PERKINS	<b>1:00.501</b>	15	PERKINS	<b>43.204</b>	3	19	BRANTON	1:43.936	1:43.936	<b>0.000</b>
4	30	COOPER	<b>1:00.585</b>	30	COOPER	<b>43.355</b>	4	30	COOPER	1:43.940	1:44.108	<b>0.168</b>
5	13	EDMONDSON	<b>1:00.941</b>	19	BRANTON	<b>43.606</b>	5	13	EDMONDSON	1:44.051	1:44.244	<b>0.193</b>
6	74	WHITBY	<b>1:01.177</b>	146	MACE	<b>43.838</b>	6	146	MACE	1:45.785	1:45.785	<b>0.000</b>
7	29	CRIPPS	<b>1:01.594</b>	27	HAYWARD	<b>44.034</b>	7	74	WHITBY	1:45.835	1:45.835	<b>0.000</b>
8	75	HEWSON	<b>1:01.821</b>	29	CRIPPS	<b>44.583</b>	8	27	HAYWARD	1:46.133	1:46.376	<b>0.243</b>
9	8	BALL	<b>1:01.843</b>	74	WHITBY	<b>44.658</b>	9	29	CRIPPS	1:46.177	1:46.212	<b>0.035</b>
10	146	MACE	<b>1:01.947</b>	75	HEWSON	<b>44.712</b>	10	75	HEWSON	1:46.533	1:46.606	<b>0.073</b>
11	27	HAYWARD	<b>1:02.099</b>	8	BALL	<b>44.727</b>	11	8	BALL	1:46.570	1:46.570	<b>0.000</b>
12	61	WELCH	<b>1:02.347</b>	4	HALIL	<b>44.982</b>	12	61	WELCH	1:47.874	1:48.022	<b>0.148</b>
13	4	HALIL	<b>1:02.976</b>	61	WELCH	<b>45.527</b>	13	4	HALIL	1:47.958	1:48.527	<b>0.569</b>
14	72	THAY	<b>1:03.580</b>	60	GOUGH	<b>45.871</b>	14	40	BEACOCK	1:50.068	1:50.634	<b>0.566</b>
15	40	BEACOCK	<b>1:03.894</b>	40	BEACOCK	<b>46.174</b>	15	60	GOUGH	1:50.221	1:50.502	<b>0.281</b>
16	162	COOPER	<b>1:04.070</b>	162	COOPER	<b>46.591</b>	16	72	THAY	1:50.250	1:50.503	<b>0.253</b>
17	60	GOUGH	<b>1:04.350</b>	72	THAY	<b>46.670</b>	17	162	COOPER	1:50.661	1:50.929	<b>0.268</b>
18	2	HUFF	<b>1:04.998</b>	2	HUFF	<b>47.928</b>	18	2	HUFF	1:52.926	1:53.256	<b>0.330</b>
19	31	FARMER	<b>1:07.406</b>	17	MILES	<b>48.246</b>	19	17	MILES	1:55.748	1:55.912	<b>0.164</b>
20	17	MILES	<b>1:07.502</b>	46	MARSHALL	<b>48.292</b>	20	31	FARMER	1:56.262	1:57.649	<b>1.387</b>
21	54	HOLD	<b>1:07.528</b>	31	FARMER	<b>48.856</b>	21	99	FIRTH	1:56.787	1:57.301	<b>0.514</b>
22	99	FIRTH	<b>1:07.767</b>	89	TEMPEST	<b>48.974</b>	22	54	HOLD	1:56.932	1:56.932	<b>0.000</b>
23	73	TURNER	<b>1:08.334</b>	73	TURNER	<b>48.976</b>	23	73	TURNER	1:57.310	1:57.789	<b>0.479</b>
24	89	TEMPEST	<b>1:08.960</b>	99	FIRTH	<b>49.020</b>	24	46	MARSHALL	1:57.592	1:59.664	<b>2.072</b>
25	46	MARSHALL	<b>1:09.300</b>	54	HOLD	<b>49.404</b>	25	89	TEMPEST	1:57.934	1:57.934	<b>0.000</b>
26	100	COLLINS	<b>1:09.502</b>	33	LEWIS	<b>49.428</b>	26	33	LEWIS	1:58.979	1:59.170	<b>0.191</b>
27	33	LEWIS	<b>1:09.551</b>	100	COLLINS	<b>50.491</b>	27	100	COLLINS	1:59.993	2:00.778	<b>0.785</b>
28	98	ENGLISH	<b>1:17.437</b>	98	ENGLISH	<b>55.036</b>	28	98	ENGLISH	2:12.473	2:12.661	<b>0.188</b>
29												

Weather / Track : Sunny / Dry

Results can be found at [www.tsl-timing.com](http://www.tsl-timing.com)

Cadwell Park

Circuit Length = 2.1800 miles

Start: 13:05 Flag 13:15 End: 13:17

Printed - 13:18 Saturday, 07 August 2021



# International Sidecar Revival Meeting 2021

## DFDS Yamaha Past Masters

### RACE 6 - STATISTICS

**Competitors Started** 29  
**Planned Start** 2021-08-07 @ 12:50:00.000  
**Actual Start** 2021-08-07 @ 13:05:26.611  
**Finish Time** 2021-08-07 @ 13:15:44.825  
**Track Length** 2.1800mi.  
**Total Laps** 163  
**Total Distance Covered** 355.3430mi.

#### Session Fastest Lap History

NO	CL	NAME	LAP TIME	TIME OF DAY	LAP	VEHICLE
24		Scott CARSON	<b>1:45.329</b>	13:07:11.945	1	Yamaha TZR250
24		Scott CARSON	<b>1:40.987</b>	13:08:52.934	2	Yamaha TZR250

#### Session Leader History

NO	CL	NAME	FROM LAP	LAPS LED	DISTANCE	VEHICLE
24		Scott CARSON	1	6	13.08 miles	Yamaha TZR250

#### Flag History

TYPE	TIME OF DAY
GREEN	13:05:26.611
FINISH	13:15:44.825

#### Flag Statistics

TYPE	COUNT	TOTAL LAPS	TOTAL TIME
Green	1	6	12:20.768
Red	0	0	0.000
Safety Car	0	0	0.000
FCY	0	0	0.000

# International Sidecar Revival Meeting 2021

## DFDS Yamaha Past Masters

### RACE 6 - STATISTICS

**CLASS :**

14 Starters

#### Fastest Lap History

NO	NAME	LAP TIME	TIME OF DAY	LAP	VEHICLE
24	Scott CARSON	1:45.329	13:07:11.945	1	Yamaha TZR250
24	Scott CARSON	1:40.987	13:08:52.934	2	Yamaha TZR250

#### Leader History

NO	NAME	FROM LAP	LAPS LED	DISTANCE	VEHICLE
24	Scott CARSON	1	6	13.08 miles	Yamaha TZR250

# International Sidecar Revival Meeting 2021

## DFDS Yamaha Past Masters

### RACE 6 - STATISTICS

**CLASS : C**

12 Starters

#### Fastest Lap History

NO	NAME	LAP TIME	TIME OF DAY	LAP	VEHICLE
27	Richard HAYWARD	<b>1:55.070</b>	13:07:21.697	1	Yamaha TZR250
8	David BALL	<b>1:47.851</b>	13:09:09.680	2	Yamaha TZR250
27	Richard HAYWARD	<b>1:46.376</b>	13:10:56.200	3	Yamaha TZR250

#### Leader History

NO	NAME	FROM LAP	LAPS LED	DISTANCE	VEHICLE
27	Richard HAYWARD	1	1	2.18 miles	Yamaha TZR250
8	David BALL	2	1	2.18 miles	Yamaha TZR250
27	Richard HAYWARD	3	3	6.54 miles	Yamaha TZR250
8	David BALL	6	1	2.18 miles	Yamaha TZR250

# International Sidecar Revival Meeting 2021

## DFDS Yamaha Past Masters

### RACE 6 - STATISTICS

**CLASS : R**

**3 Starters**

#### Fastest Lap History

NO	NAME	LAP TIME	TIME OF DAY	LAP	VEHICLE
17	Dan MILES	<b>2:09.349</b>	13:07:35.996	1	Yamaha TZR250
17	Dan MILES	<b>1:57.718</b>	13:09:33.693	2	Yamaha TZR250
17	Dan MILES	<b>1:57.681</b>	13:13:29.425	4	Yamaha TZR250
17	Dan MILES	<b>1:55.912</b>	13:15:25.337	5	Yamaha TZR250

#### Leader History

NO	NAME	FROM LAP	LAPS LED	DISTANCE	VEHICLE
17	Dan MILES	1	6	13.08 miles	Yamaha TZR250

**International Sidecar Revival Meeting 2021**
**DFDS Yamaha Past Masters**
**RACE 13 - GRID (6 Laps)**

ROW 10		28	98	Sarah ENGLISH	2:12.661	29	67	Mark BAILEY	30	57	Geoff MOOK	
ROW 9	25	33	Kieran LEWIS	1:59.170	26	46	Kevin MARSHALL	1:59.664	27	100	Adam COLLINS	
ROW 8		22	31	Rob FARMER	1:57.649	23	73	Colvin TURNER	1:57.789	24	89	Andrew TEMPEST
ROW 7	19	17	Dan MILES	1:55.912	20	54	John HOLD	1:56.932	21	99	Paul FIRTH	
ROW 6		16	40	Douglas BEACOCK	1:50.634	17	162	Darren COOPER	1:50.929	18	2	Lee HUFF
ROW 5	13	4	Denis HALIL	1:48.527	14	60	Daniel GOUGH	1:50.502	15	72	Chris THAY	
ROW 4		10	8	David BALL	1:46.570	11	75	David HEWSON	1:46.606	12	61	Paul WELCH
ROW 3	7	74	Paul WHITBY	1:45.835	8	29	Derek CRIPPS	1:46.212	9	27	Richard HAYWARD	
ROW 2		4	30	Alan COOPER	1:44.108	5	13	Doug EDMONDSON	1:44.244	6	146	Michael MACE
ROW 1	1	24	Scott CARSON	1:40.987	2	15	Billy PERKINS	1:43.897	3	19	Peter BRANTON	
				<b>Pole</b>								

Cadwell Park

Circuit Length = 2.1800 miles

These results are provisional until the conclusion of any judicial and technical matters.

Clerk Of Course :	Stewards :	Timekeeper : Craig Smith
-------------------	------------	--------------------------

 Results can be found at [www.tsl-timing.com](http://www.tsl-timing.com)

Printed - 13:19 Saturday, 07 August 2021



**International Sidecar Revival Meeting 2021**
**DFDS Yamaha Past Masters**
**RACE 13 - CLASSIFICATION**

POS	NO	CL	PIC NAME	ENTRY	LAPS	TIME	GAP	DIFF	MPH	BEST	ON
1	13		1 Doug EDMONDSON	Yamaha TZR250 - Stan Stephens Tuning	6	11:18.271			69.42	1:51.210	2
2	15		2 Billy PERKINS	Yamaha TZR250 - T.w fuggle & son / Ashford tarmac	6	11:35.071	16.800	16.800	67.74	1:52.598	5
3	24		3 Scott CARSON	Yamaha TZR250 - Brian Grays Powerbiking,All Engl	6	11:36.115	17.844	1.044	67.64	1:53.673	6
4	146		4 Michael MACE	Yamaha TZR250 - Kevin Marshall	6	12:00.069	41.798	23.954	65.39	1:57.536	5
5	30		5 Alan COOPER	Yamaha TZR250 - twistgrip motorcycles	6	12:06.687	48.416	6.618	64.79	1:56.382	6
6	29		6 Derek CRIPPS	Yamaha TZR250 - Kelly Cripps - Team FBR	6	12:08.706	50.435	2.019	64.61	1:57.500	6
7	61		7 Paul WELCH	Yamaha TZR250 -	6	12:14.874	56.603	6.168	64.07	1:59.204	5
8	19		8 Peter BRANTON	Yamaha TZR250 - Exactweld Racing	6	12:15.291	57.020	0.417	64.04	2:00.239	6
9	27	C	1 Richard HAYWARD	Yamaha TZR250 - Hazel Motors/ Gforce	6	12:15.322	57.051	0.031	64.03	1:59.633	5
10	8	C	2 David BALL	Yamaha TZR250 - Gardiner Page and Roe pension c	6	12:18.836	1:00.565	3.514	63.73	1:59.365	6
11	75		9 David HEWSON	Yamaha TZR250 - Obsession Engineering Limited	6	12:20.132	1:01.861	1.296	63.62	1:59.665	5
12	74		10 Paul WHITBY	Yamaha TZR250 - Greybridge Ltd	6	12:21.484	1:03.213	1.352	63.50	2:01.036	5
13	60	C	3 Daniel GOUGH	Yamaha TZR250 - G Force Motorcycles	6	12:28.211	1:09.940	6.727	62.93	1:59.974	6
14	72	C	4 Chris THAY	Yamaha TZR250 - Scell-it uk	6	12:31.758	1:13.487	3.547	62.63	2:01.530	6
15	89		11 Andrew TEMPEST	Yamaha TZR250 - Gecko racing/mar-ti titanium	6	13:02.714	1:44.443	30.956	60.16	2:06.363	2
16	31	C	5 Rob FARMER	Yamaha TZR250 -	5	11:18.381	1 Lap	1 Lap	57.84	2:11.452	3
17	99	C	6 Paul FIRTH	Yamaha TZR250 - Joanne Porter	5	11:19.568	1 Lap	1.187	57.74	2:11.370	5
18	54	C	7 John HOLD	Yamaha RD350 YPVS -	5	11:47.700	1 Lap	28.132	55.44	2:14.984	5
19	100	R	1 Adam COLLINS	Yamaha TZR250 - www.ypmrc.co.uk	5	11:49.572	1 Lap	1.872	55.30	2:12.558	5
20	73	R	2 Colvin TURNER	Yamaha TZR250 -	5	11:55.533	1 Lap	5.961	54.84	2:18.855	4
21	98	C	8 Sarah ENGLISH	Yamaha TZR250 - Tempest Revivals / English Moss	5	11:58.156	1 Lap	2.623	54.64	2:17.735	5

**NOT CLASSIFIED**

DNF	46	C	Kevin MARSHALL	Yamaha TZR250 -	3	6:23.439	3 Laps	2 Laps	61.40	2:03.376	3
DNF	40	C	Douglas BEACOCK	Yamaha TZR250 -	0						
DNF	57		Geoff MOOK	Yamaha TZR250 -	0						

**FASTEST LAP**

	13		Doug EDMONDSON	Yamaha TZR250 - Stan Stephens Tuning	2	1:51.210			70.56 mph	113.57 kph	
	8	C	David BALL	Yamaha TZR250 - Gardiner Page and Roe pension c	6	1:59.365			65.74 mph	105.81 kph	
	100	R	Adam COLLINS	Yamaha TZR250 - www.ypmrc.co.uk	5	2:12.558			59.20 mph	95.28 kph	

Class - 92.5% of Race Speed = 64.21 mph  
 Class C - 92.5% of Race Speed = 59.22 mph  
 Class R - 92.5% of Race Speed = 51.15 mph

Cadwell Park: 2.1800 miles

Race Distance: 6 Laps / 13.08 miles

Start: 16:59 Flag 17:10 End: 17:12

**Weather / Track : Overcast / Wet**
**These results are provisional until the conclusion of any judicial and technical matters.**

Clerk Of Course :	Stewards :	Timekeeper : Craig Smith
-------------------	------------	--------------------------

 Results can be found at [www.tsl-timing.com](http://www.tsl-timing.com)

Printed - 17:13 Saturday, 07 August 2021



# International Sidecar Revival Meeting 2021

## DFDS Yamaha Past Masters

### RACE 13 - LAP CHART

#### LAP 1 @ 17:01:25.881

NO	BEHIND	LAP TIME
13		1:57.764
24	6.193	2:03.957
15	6.523	2:04.287
19	10.430	2:08.194
146	10.624	2:08.388
30	10.801	2:08.565
27	11.664	2:09.428
61	11.982	2:09.746
29	12.505	2:10.269
74	13.996	2:11.760
75	15.135	2:12.899
72	17.654	2:15.418
8	18.025	2:15.789
60	18.056	2:15.820
46	18.882	2:16.646
89	21.525	2:19.289
99	27.202	2:24.966
31	27.573	2:25.337
73	36.074	2:33.838
54	37.349	2:35.113
100	37.757	2:35.521
98	38.200	2:35.964

#### LAP 2 @ 17:03:17.091

NO	BEHIND	LAP TIME
13		1:51.210
24	9.768	1:54.785
15	11.571	1:56.258
146	19.723	2:00.309
19	22.335	2:03.115
30	22.438	2:02.847
29	23.387	2:02.092
61	23.726	2:02.954
27	24.275	2:03.821
74	25.586	2:02.800
75	27.757	2:03.832
8	28.000	2:01.185
72	30.854	2:04.410
46	31.089	2:03.417
60	31.458	2:04.612
89	36.678	2:06.363
99	52.645	2:16.653
31	52.814	2:16.451
54	1:08.624	2:22.485
73	1:09.327	2:24.463
100	1:09.791	2:23.244
98	1:11.208	2:24.218

#### LAP 3 @ 17:05:08.990

NO	BEHIND	LAP TIME
13		1:51.899
24	13.092	1:55.223
15	14.665	1:54.993
146	25.452	1:57.628
19	31.541	2:01.105
30	31.670	2:01.131
29	31.923	2:00.435
61	32.173	2:00.346
27	32.571	2:00.195
74	35.309	2:01.622
8	35.874	1:59.773

75	37.923	2:02.065
46	42.566	2:03.376
72	44.240	2:05.285
60	44.668	2:05.109
89	52.098	2:07.319
31	1:12.367	2:11.452
99	1:14.690	2:13.944
54	1:35.329	2:18.604
73	1:36.871	2:19.443
100	1:37.357	2:19.465
98	1:40.043	2:20.734

#### LAP 4 @ 17:07:01.458

NO	BEHIND	LAP TIME
13		1:52.468
24	15.417	1:54.793
15	15.869	1:53.672
146	30.525	1:57.541
30	39.586	2:00.384
29	40.245	2:00.790
19	41.300	2:02.227
61	41.792	2:02.087
27	41.833	2:01.730
74	44.811	2:01.970
8	45.014	2:01.608
75	47.054	2:01.599
72	54.289	2:02.517
60	54.421	2:02.221
89	1:10.195	2:10.565
31	1:33.488	2:13.589
99	1:34.857	2:12.635

#### LAP 5 @ 17:08:54.138

NO	BEHIND	LAP TIME
13		1:52.680
54	1 Lap	2:16.514
73	1 Lap	2:18.855
100	1 Lap	2:18.784
98	1 Lap	2:19.505
15	15.787	1:52.598
24	16.421	1:53.684
146	35.381	1:57.536
30	44.284	1:57.378
29	45.185	1:57.620
61	48.316	1:59.204
27	48.786	1:59.633
19	49.031	2:00.411
74	53.167	2:01.036
8	53.450	2:01.116
75	54.039	1:59.665
60	1:02.216	2:00.475
72	1:04.207	2:02.598
89	1:27.055	2:09.540

#### LAP 6 @ 17:10:46.388

NO	BEHIND	LAP TIME
13		1:52.250
31	1 Lap	2:11.552
99	1 Lap	2:11.370
15	16.800	1:53.263
24	17.844	1:53.673
54	1 Lap	2:14.984
100	1 Lap	2:12.558

73	1 Lap	2:18.934
98	1 Lap	2:17.735
146	41.798	1:58.667
30	48.416	1:56.382
29	50.435	1:57.500
61	56.603	2:00.537
19	57.020	2:00.239
27	57.051	2:00.515
8	1:00.565	1:59.365
75	1:01.861	2:00.072
74	1:03.213	2:02.296
60	1:09.940	1:59.974
72	1:13.487	2:01.530
89	1:44.443	2:09.638

Weather / Track : Overcast / Wet

Results can be found at [www.tsl-timing.com](http://www.tsl-timing.com)

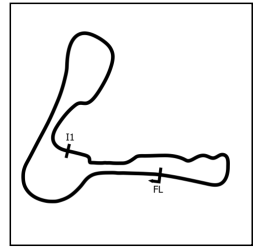
Cadwell Park  
Circuit Length = 2.1800 miles  
Start: 16:59 Flag 17:10 End: 17:12

Printed - 17:13 Saturday, 07 August 2021

# International Sidecar Revival Meeting 2021

## DFDS Yamaha Past Masters

### RACE 13 - SECTOR ANALYSIS



SECTOR 1 = FL to I1, SECTOR 2 = I1 to FL, DIFF = Difference To Personal Best Lap, P = Crossed Finish Line in Pit Lane, D = Time Disallowed

P1 13		Doug EDMONDSON		Yamaha TZR250 - Stan Stephens Tuning		
IDEAL LAP TIME : 1:50.996		BEST LAP TIME : 1:51.210		DIFFERENCE : 0.214		
LAP	SECTOR 1	SECTOR 2	LAP TIME	MPH	DIFF	TIME OF DAY
1 -		47.149	1:57.764	66.64	6.554	17:01:25.881
2 -	1:04.889	<b>46.321</b>	<b>1:51.210 (1)</b>	<b>70.56</b>		<b>17:03:17.091</b>
3 -	<b>1:04.675</b>	47.224	1:51.899 (2)	70.13	0.689	17:05:08.990
4 -	1:05.144	47.324	1:52.468	69.78	1.258	17:07:01.458
5 -	1:05.749	46.931	1:52.680	69.64	1.470	17:08:54.138
6 -	1:05.075	47.175	1:52.250 (3)	69.91	1.040	17:10:46.388

P2 15		Billy PERKINS		Yamaha TZR250 - T.w fuggle & son / Ashford tarmac		
IDEAL LAP TIME : 1:52.377		BEST LAP TIME : 1:52.598		DIFFERENCE : 0.221		
LAP	SECTOR 1	SECTOR 2	LAP TIME	MPH	DIFF	TIME OF DAY
1 -		49.619	2:04.287	63.14	11.689	17:01:32.404
2 -	1:07.923	48.335	1:56.258	67.50	3.660	17:03:28.662
3 -	1:07.288	47.705	1:54.993	68.24	2.395	17:05:23.655
4 -	1:06.340	47.332	1:53.672 (3)	69.04	1.074	17:07:17.327
5 -	<b>1:05.729</b>	46.869	<b>1:52.598 (1)</b>	<b>69.69</b>		<b>17:09:09.925</b>
6 -	1:06.615	<b>46.648</b>	1:53.263 (2)	69.29	0.665	17:11:03.188

P3 24		Scott CARSON		Yamaha TZR250 - Brian Grays Powerbiking,All England Diamon		
IDEAL LAP TIME : 1:53.442		BEST LAP TIME : 1:53.673		DIFFERENCE : 0.231		
LAP	SECTOR 1	SECTOR 2	LAP TIME	MPH	DIFF	TIME OF DAY
1 -		49.860	2:03.957	63.31	10.284	17:01:32.074
2 -	1:07.219	47.566	1:54.785 (3)	68.37	1.112	17:03:26.859
3 -	1:06.738	48.485	1:55.223	68.11	1.550	17:05:22.082
4 -	1:06.670	48.123	1:54.793	68.36	1.120	17:07:16.875
5 -	<b>1:06.372</b>	47.312	1:53.684 (2)	69.03	0.011	17:09:10.559
6 -	1:06.603	<b>47.070</b>	<b>1:53.673 (1)</b>	<b>69.04</b>		<b>17:11:04.232</b>

P4 146		Michael MACE		Yamaha TZR250 - Kevin Marshall		
IDEAL LAP TIME : 1:57.260		BEST LAP TIME : 1:57.536		DIFFERENCE : 0.276		
LAP	SECTOR 1	SECTOR 2	LAP TIME	MPH	DIFF	TIME OF DAY
1 -		52.136	2:08.388	61.12	10.852	17:01:36.505
2 -	1:11.223	49.086	2:00.309	65.23	2.773	17:03:36.814
3 -	1:08.723	48.905	1:57.628 (3)	66.71	0.092	17:05:34.442
4 -	<b>1:08.552</b>	48.989	1:57.541 (2)	66.76	0.005	17:07:31.983
5 -	1:08.828	<b>48.708</b>	<b>1:57.536 (1)</b>	<b>66.77</b>		<b>17:09:29.519</b>
6 -	1:08.763	49.904	1:58.667	66.13	1.131	17:11:28.186

P5 30		Alan COOPER		Yamaha TZR250 - twistgrip motorcycles		
IDEAL LAP TIME : 1:56.382		BEST LAP TIME : 1:56.382		DIFFERENCE : 0.000		
LAP	SECTOR 1	SECTOR 2	LAP TIME	MPH	DIFF	TIME OF DAY
1 -		51.885	2:08.565	61.04	12.183	17:01:36.682
2 -	1:11.854	50.993	2:02.847	63.88	6.465	17:03:39.529
3 -	1:09.480	51.651	2:01.131	64.78	4.749	17:05:40.660
4 -	1:10.239	50.145	2:00.384 (3)	65.19	4.002	17:07:41.044
5 -	1:07.986	49.392	1:57.378 (2)	66.86	0.996	17:09:38.422
6 -	<b>1:07.086</b>	<b>49.296</b>	<b>1:56.382 (1)</b>	<b>67.43</b>		<b>17:11:34.804</b>

Weather / Track : Overcast / Wet

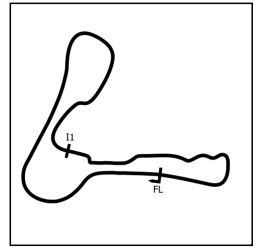
Cadwell Park  
Circuit Length = 2.1800 miles  
Start: 16:59 Flag 17:10 End: 17:12



# International Sidecar Revival Meeting 2021

## DFDS Yamaha Past Masters

### RACE 13 - SECTOR ANALYSIS



SECTOR 1 = FL to I1, SECTOR 2 = I1 to FL, DIFF = Difference To Personal Best Lap, P = Crossed Finish Line in Pit Lane, D = Time Disallowed

<b>P6 29</b>		<b>Derek CRIPPS</b>		Yamaha TZR250 - Kelly Cripps - Team FBR		
IDEAL LAP TIME : 1:57.017		BEST LAP TIME : 1:57.500		DIFFERENCE : 0.483		
LAP	SECTOR 1	SECTOR 2	LAP TIME	MPH	DIFF	TIME OF DAY
1 -		52.137	2:10.269	60.24	12.769	17:01:38.386
2 -	1:11.028	51.064	2:02.092	64.27	4.592	17:03:40.478
3 -	1:10.343	50.092	2:00.435 (3)	65.16	2.935	17:05:40.913
4 -	1:10.734	50.056	2:00.790	64.97	3.290	17:07:41.703
5 -	1:08.738	<b>48.882</b>	1:57.620 (2)	66.72	0.120	17:09:39.323
6 -	<b>1:08.135</b>	49.365	<b>1:57.500 (1)</b>	<b>66.79</b>		<b>17:11:36.823</b>

<b>P7 61</b>		<b>Paul WELCH</b>		Yamaha TZR250 -		
IDEAL LAP TIME : 1:58.964		BEST LAP TIME : 1:59.204		DIFFERENCE : 0.240		
LAP	SECTOR 1	SECTOR 2	LAP TIME	MPH	DIFF	TIME OF DAY
1 -		52.159	2:09.746	60.48	10.542	17:01:37.863
2 -	1:11.027	51.927	2:02.954	63.82	3.750	17:03:40.817
3 -	1:09.940	<b>50.406</b>	2:00.346 (2)	65.21	1.142	17:05:41.163
4 -	1:10.879	51.208	2:02.087	64.28	2.883	17:07:43.250
5 -	<b>1:08.558</b>	50.646	<b>1:59.204 (1)</b>	<b>65.83</b>		<b>17:09:42.454</b>
6 -	1:09.558	50.979	2:00.537 (3)	65.10	1.333	17:11:42.991

<b>P8 19</b>		<b>Peter BRANTON</b>		Yamaha TZR250 - Exactweld Racing		
IDEAL LAP TIME : 2:00.239		BEST LAP TIME : 2:00.239		DIFFERENCE : 0.000		
LAP	SECTOR 1	SECTOR 2	LAP TIME	MPH	DIFF	TIME OF DAY
1 -		52.459	2:08.194	61.21	7.955	17:01:36.311
2 -	1:11.856	51.259	2:03.115	63.74	2.876	17:03:39.426
3 -	1:09.307	51.798	2:01.105 (3)	64.80	0.866	17:05:40.531
4 -	1:10.812	51.415	2:02.227	64.20	1.988	17:07:42.758
5 -	1:09.290	51.121	2:00.411 (2)	65.17	0.172	17:09:43.169
6 -	<b>1:09.133</b>	<b>51.106</b>	<b>2:00.239 (1)</b>	<b>65.27</b>		<b>17:11:43.408</b>

<b>P9 27 C</b>		<b>Richard HAYWARD</b>		Yamaha TZR250 - Hazel Motors/ Gforce		
IDEAL LAP TIME : 1:59.139		BEST LAP TIME : 1:59.633		DIFFERENCE : 0.494		
LAP	SECTOR 1	SECTOR 2	LAP TIME	MPH	DIFF	TIME OF DAY
1 -		52.049	2:09.428	60.63	9.795	17:01:37.545
2 -	1:12.288	51.533	2:03.821	63.38	4.188	17:03:41.366
3 -	1:10.221	<b>49.974</b>	2:00.195 (2)	65.29	0.562	17:05:41.561
4 -	1:10.362	51.368	2:01.730	64.47	2.097	17:07:43.291
5 -	<b>1:09.165</b>	50.468	<b>1:59.633 (1)</b>	<b>65.60</b>		<b>17:09:42.924</b>
6 -	1:09.668	50.847	2:00.515 (3)	65.12	0.882	17:11:43.439

<b>P10 8 C</b>		<b>David BALL</b>		Yamaha TZR250 - Gardiner Page and Roe pension consultants		
IDEAL LAP TIME : 1:59.365		BEST LAP TIME : 1:59.365		DIFFERENCE : 0.000		
LAP	SECTOR 1	SECTOR 2	LAP TIME	MPH	DIFF	TIME OF DAY
1 -		53.662	2:15.789	57.79	16.424	17:01:43.906
2 -	1:09.985	51.200	2:01.185	64.76	1.820	17:03:45.091
3 -	1:09.266	50.507	1:59.773 (2)	65.52	0.408	17:05:44.864
4 -	1:09.917	51.691	2:01.608	64.53	2.243	17:07:46.472
5 -	1:09.705	51.411	2:01.116 (3)	64.79	1.751	17:09:47.588
6 -	<b>1:09.125</b>	<b>50.240</b>	<b>1:59.365 (1)</b>	<b>65.74</b>		<b>17:11:46.953</b>

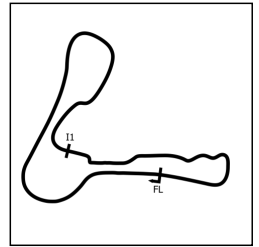
Weather / Track : Overcast / Wet

Cadwell Park  
Circuit Length = 2.1800 miles  
Start: 16:59 Flag 17:10 End: 17:12

# International Sidecar Revival Meeting 2021

## DFDS Yamaha Past Masters

### RACE 13 - SECTOR ANALYSIS



SECTOR 1 = FL to I1, SECTOR 2 = I1 to FL, DIFF = Difference To Personal Best Lap, P = Crossed Finish Line in Pit Lane, D = Time Disallowed

P11 75		David HEWSON		Yamaha TZR250 - Obsession Engineering Limited			
IDEAL LAP TIME : 1:59.056		BEST LAP TIME : 1:59.665		DIFFERENCE : 0.609			
LAP	SECTOR 1	SECTOR 2	LAP TIME	MPH	DIFF	TIME OF DAY	
1 -		52.260	2:12.899	59.05	13.234	17:01:41.016	
2 -	1:11.646	52.186	2:03.832	63.37	4.167	17:03:44.848	
3 -	1:10.793	51.272	2:02.065	64.29	2.400	17:05:46.913	
4 -	1:10.527	51.072	2:01.599 (3)	64.54	1.934	17:07:48.512	
5 -	1:09.607	<b>50.058</b>	<b>1:59.665 (1)</b>	<b>65.58</b>		<b>17:09:48.177</b>	
6 -	<b>1:08.998</b>	51.074	2:00.072 (2)	65.36	0.407	17:11:48.249	

P12 74		Paul WHITBY		Yamaha TZR250 - Greybridge Ltd			
IDEAL LAP TIME : 2:00.885		BEST LAP TIME : 2:01.036		DIFFERENCE : 0.151			
LAP	SECTOR 1	SECTOR 2	LAP TIME	MPH	DIFF	TIME OF DAY	
1 -		51.863	2:11.760	59.56	10.724	17:01:39.877	
2 -	1:10.891	51.909	2:02.800	63.90	1.764	17:03:42.677	
3 -	1:10.176	51.446	2:01.622 (2)	64.52	0.586	17:05:44.299	
4 -	1:10.146	51.824	2:01.970 (3)	64.34	0.934	17:07:46.269	
5 -	1:09.622	<b>51.414</b>	<b>2:01.036 (1)</b>	<b>64.84</b>		<b>17:09:47.305</b>	
6 -	<b>1:09.471</b>	52.825	2:02.296	64.17	1.260	17:11:49.601	

P13 60 C		Daniel GOUGH		Yamaha TZR250 - G Force Motorcycles			
IDEAL LAP TIME : 1:59.034		BEST LAP TIME : 1:59.974		DIFFERENCE : 0.940			
LAP	SECTOR 1	SECTOR 2	LAP TIME	MPH	DIFF	TIME OF DAY	
1 -		53.275	2:15.820	57.78	15.846	17:01:43.937	
2 -	1:13.344	51.268	2:04.612	62.98	4.638	17:03:48.549	
3 -	1:11.927	53.182	2:05.109	62.72	5.135	17:05:53.658	
4 -	1:10.761	51.460	2:02.221 (3)	64.21	2.247	17:07:55.879	
5 -	1:11.274	<b>49.201</b>	2:00.475 (2)	65.14	0.501	17:09:56.354	
6 -	<b>1:09.833</b>	50.141	<b>1:59.974 (1)</b>	<b>65.41</b>		<b>17:11:56.328</b>	

P14 72 C		Chris THAY		Yamaha TZR250 - Scell-it uk			
IDEAL LAP TIME : 2:01.530		BEST LAP TIME : 2:01.530		DIFFERENCE : 0.000			
LAP	SECTOR 1	SECTOR 2	LAP TIME	MPH	DIFF	TIME OF DAY	
1 -		53.799	2:15.418	57.95	13.888	17:01:43.535	
2 -	1:11.918	52.492	2:04.410	63.08	2.880	17:03:47.945	
3 -	1:11.948	53.337	2:05.285	62.64	3.755	17:05:53.230	
4 -	1:10.609	51.908	2:02.517 (2)	64.05	0.987	17:07:55.747	
5 -	1:11.424	51.174	2:02.598 (3)	64.01	1.068	17:09:58.345	
6 -	<b>1:10.363</b>	<b>51.167</b>	<b>2:01.530 (1)</b>	<b>64.57</b>		<b>17:11:59.875</b>	

P15 89		Andrew TEMPEST		Yamaha TZR250 - Gecko racing/mar-ti titanium			
IDEAL LAP TIME : 2:06.203		BEST LAP TIME : 2:06.363		DIFFERENCE : 0.160			
LAP	SECTOR 1	SECTOR 2	LAP TIME	MPH	DIFF	TIME OF DAY	
1 -		53.844	2:19.289	56.34	12.926	17:01:47.406	
2 -	1:14.050	<b>52.313</b>	<b>2:06.363 (1)</b>	<b>62.10</b>		<b>17:03:53.769</b>	
3 -	<b>1:13.890</b>	53.429	2:07.319 (2)	61.64	0.956	17:06:01.088	
4 -	1:15.949	54.616	2:10.565	60.10	4.202	17:08:11.653	
5 -	1:15.669	53.871	2:09.540 (3)	60.58	3.177	17:10:21.193	
6 -	1:15.460	54.178	2:09.638	60.53	3.275	17:12:30.831	

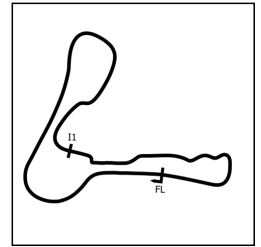
Weather / Track : Overcast / Wet

Cadwell Park  
Circuit Length = 2.1800 miles  
Start: 16:59 Flag 17:10 End: 17:12

# International Sidecar Revival Meeting 2021

## DFDS Yamaha Past Masters

### RACE 13 - SECTOR ANALYSIS



SECTOR 1 = FL to I1, SECTOR 2 = I1 to FL, DIFF = Difference To Personal Best Lap, P = Crossed Finish Line in Pit Lane, D = Time Disallowed

P16 31 C		Rob FARMER		Yamaha TZR250 -		
IDEAL LAP TIME : 2:11.250		BEST LAP TIME : 2:11.452		DIFFERENCE : 0.202		
LAP	SECTOR 1	SECTOR 2	LAP TIME	MPH	DIFF	TIME OF DAY
1 -		56.240	2:25.337	53.99	13.885	17:01:53.454
2 -	1:19.310	57.141	2:16.451	57.51	4.999	17:04:09.905
3 -	<b>1:16.455</b>	54.997	<b>2:11.452 (1)</b>	<b>59.70</b>		<b>17:06:21.357</b>
4 -	1:18.063	55.526	2:13.589 (3)	58.74	2.137	17:08:34.946
5 -	1:16.757	<b>54.795</b>	2:11.552 (2)	59.65	0.100	17:10:46.498

P17 99 C		Paul FIRTH		Yamaha TZR250 - Joanne Porter		
IDEAL LAP TIME : 2:11.370		BEST LAP TIME : 2:11.370		DIFFERENCE : 0.000		
LAP	SECTOR 1	SECTOR 2	LAP TIME	MPH	DIFF	TIME OF DAY
1 -		58.717	2:24.966	54.13	13.596	17:01:53.083
2 -	1:19.383	57.270	2:16.653	57.43	5.283	17:04:09.736
3 -	1:17.296	56.648	2:13.944 (3)	58.59	2.574	17:06:23.680
4 -	1:16.735	55.900	2:12.635 (2)	59.17	1.265	17:08:36.315
5 -	<b>1:15.997</b>	<b>55.373</b>	<b>2:11.370 (1)</b>	<b>59.74</b>		<b>17:10:47.685</b>

P18 54 C		John HOLD		Yamaha RD350 YPVS -		
IDEAL LAP TIME : 2:14.984		BEST LAP TIME : 2:14.984		DIFFERENCE : 0.000		
LAP	SECTOR 1	SECTOR 2	LAP TIME	MPH	DIFF	TIME OF DAY
1 -		1:03.573	2:35.113	50.59	20.129	17:02:03.230
2 -	1:22.921	59.564	2:22.485	55.07	7.501	17:04:25.715
3 -	1:20.206	58.398	2:18.604 (3)	56.62	3.620	17:06:44.319
4 -	1:18.656	57.858	2:16.514 (2)	57.48	1.530	17:09:00.833
5 -	<b>1:18.171</b>	<b>56.813</b>	<b>2:14.984 (1)</b>	<b>58.14</b>		<b>17:11:15.817</b>

P19 100 R		Adam COLLINS		Yamaha TZR250 - www.ypmrc.co.uk		
IDEAL LAP TIME : 2:12.558		BEST LAP TIME : 2:12.558		DIFFERENCE : 0.000		
LAP	SECTOR 1	SECTOR 2	LAP TIME	MPH	DIFF	TIME OF DAY
1 -		1:02.293	2:35.521	50.46	22.963	17:02:03.638
2 -	1:24.207	59.037	2:23.244	54.78	10.686	17:04:26.882
3 -	1:22.034	57.431	2:19.465 (3)	56.27	6.907	17:06:46.347
4 -	1:21.612	57.172	2:18.784 (2)	56.54	6.226	17:09:05.131
5 -	<b>1:17.900</b>	<b>54.658</b>	<b>2:12.558 (1)</b>	<b>59.20</b>		<b>17:11:17.689</b>

P20 73 R		Colvin TURNER		Yamaha TZR250 -		
IDEAL LAP TIME : 2:17.972		BEST LAP TIME : 2:18.855		DIFFERENCE : 0.883		
LAP	SECTOR 1	SECTOR 2	LAP TIME	MPH	DIFF	TIME OF DAY
1 -		1:01.453	2:33.838	51.01	14.983	17:02:01.955
2 -	1:24.990	59.473	2:24.463	54.32	5.608	17:04:26.418
3 -	1:21.511	57.932	2:19.443 (3)	56.28	0.588	17:06:45.861
4 -	1:21.357	<b>57.498</b>	<b>2:18.855 (1)</b>	<b>56.51</b>		<b>17:09:04.716</b>
5 -	<b>1:20.474</b>	58.460	2:18.934 (2)	56.48	0.079	17:11:23.650

P21 98 C		Sarah ENGLISH		Yamaha TZR250 - Tempest Revivals / English Moss Nail Art		
IDEAL LAP TIME : 2:17.735		BEST LAP TIME : 2:17.735		DIFFERENCE : 0.000		
LAP	SECTOR 1	SECTOR 2	LAP TIME	MPH	DIFF	TIME OF DAY
1 -		1:00.122	2:35.964	50.31	18.229	17:02:04.081
2 -	1:25.705	58.513	2:24.218	54.41	6.483	17:04:28.299
3 -	1:22.998	57.736	2:20.734 (3)	55.76	2.999	17:06:49.033
4 -	1:21.004	58.501	2:19.505 (2)	56.25	1.770	17:09:08.538
5 -	<b>1:20.864</b>	<b>56.871</b>	<b>2:17.735 (1)</b>	<b>56.97</b>		<b>17:11:26.273</b>

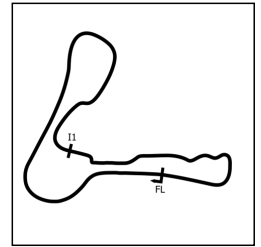
Weather / Track : Overcast / Wet

Cadwell Park  
Circuit Length = 2.1800 miles  
Start: 16:59 Flag 17:10 End: 17:12

# International Sidecar Revival Meeting 2021

## DFDS Yamaha Past Masters

### RACE 13 - SECTOR ANALYSIS



SECTOR 1 = FL to I1, SECTOR 2 = I1 to FL, DIFF = Difference To Personal Best Lap, P = Crossed Finish Line in Pit Lane, D = Time Disallowed

<b>P22 46 C</b>		<b>Kevin MARSHALL</b>		Yamaha TZR250 -			
IDEAL LAP TIME : 2:03.376		BEST LAP TIME : 2:03.376		DIFFERENCE : 0.000			
LAP	SECTOR 1	SECTOR 2	LAP TIME	MPH	DIFF	TIME OF DAY	
1 -		53.392	2:16.646 (3)	57.43	13.270	17:01:44.763	
2 -	1:12.009	51.408	2:03.417 (2)	63.58	0.041	17:03:48.180	
3 -	<b>1:11.985</b>	<b>51.391</b>	<b>2:03.376 (1)</b>	<b>63.61</b>		<b>17:05:51.556</b>	

# International Sidecar Revival Meeting 2021

## DFDS Yamaha Past Masters

### RACE 13 - BEST SECTORS

SECTOR 1			SECTOR 2			IDEAL / BEST COMPARISON						
POS	NO	NAME	TIME	NO	NAME	TIME	POS	NO	NAME	IDEAL	BEST	DIFF
									<b>PERFECT LAP</b>	<b>1:50.996</b>		
1	13	EDMONDSON	1:04.675	13	EDMONDSON	46.321	1	13	EDMONDSON	1:50.996	1:51.210	0.214
2	15	PERKINS	1:05.729	15	PERKINS	46.648	2	15	PERKINS	1:52.377	1:52.598	0.221
3	24	CARSON	1:06.372	24	CARSON	47.070	3	24	CARSON	1:53.442	1:53.673	0.231
4	30	COOPER	1:07.086	146	MACE	48.708	4	30	COOPER	1:56.382	1:56.382	0.000
5	29	CRIPPS	1:08.135	29	CRIPPS	48.882	5	29	CRIPPS	1:57.017	1:57.500	0.483
6	146	MACE	1:08.552	60	GOUGH	49.201	6	146	MACE	1:57.260	1:57.536	0.276
7	61	WELCH	1:08.558	30	COOPER	49.296	7	61	WELCH	1:58.964	1:59.204	0.240
8	75	HEWSON	1:08.998	27	HAYWARD	49.974	8	60	GOUGH	1:59.034	1:59.974	0.940
9	8	BALL	1:09.125	75	HEWSON	50.058	9	75	HEWSON	1:59.056	1:59.665	0.609
10	19	BRANTON	1:09.133	8	BALL	50.240	10	27	HAYWARD	1:59.139	1:59.633	0.494
11	27	HAYWARD	1:09.165	61	WELCH	50.406	11	8	BALL	1:59.365	1:59.365	0.000
12	74	WHITBY	1:09.471	19	BRANTON	51.106	12	19	BRANTON	2:00.239	2:00.239	0.000
13	60	GOUGH	1:09.833	72	THAY	51.167	13	74	WHITBY	2:00.885	2:01.036	0.151
14	72	THAY	1:10.363	46	MARSHALL	51.391	14	72	THAY	2:01.530	2:01.530	0.000
15	46	MARSHALL	1:11.985	74	WHITBY	51.414	15	46	MARSHALL	2:03.376	2:03.376	0.000
16	89	TEMPEST	1:13.890	89	TEMPEST	52.313	16	89	TEMPEST	2:06.203	2:06.363	0.160
17	99	FIRTH	1:15.997	100	COLLINS	54.658	17	31	FARMER	2:11.250	2:11.452	0.202
18	31	FARMER	1:16.455	31	FARMER	54.795	18	99	FIRTH	2:11.370	2:11.370	0.000
19	100	COLLINS	1:17.900	99	FIRTH	55.373	19	100	COLLINS	2:12.558	2:12.558	0.000
20	54	HOLD	1:18.171	54	HOLD	56.813	20	54	HOLD	2:14.984	2:14.984	0.000
21	73	TURNER	1:20.474	98	ENGLISH	56.871	21	98	ENGLISH	2:17.735	2:17.735	0.000
22	98	ENGLISH	1:20.864	73	TURNER	57.498	22	73	TURNER	2:17.972	2:18.855	0.883
23												
24												

# International Sidecar Revival Meeting 2021

## DFDS Yamaha Past Masters

### RACE 13 - STATISTICS

**Competitors Started** 23  
**Planned Start** 2021-08-07 @ 16:45:00.000  
**Actual Start** 2021-08-07 @ 16:59:28.116  
**Finish Time** 2021-08-07 @ 17:10:46.387  
**Track Length** 2.1800mi.  
**Total Laps** 123  
**Total Distance Covered** 268.1422mi.

#### Session Fastest Lap History

NO	CL	NAME	LAP TIME	TIME OF DAY	LAP	VEHICLE
13		Doug EDMONDSON	<b>1:57.764</b>	17:01:25.895	1	Yamaha TZR250
13		Doug EDMONDSON	<b>1:51.210</b>	17:03:17.105	2	Yamaha TZR250

#### Session Leader History

NO	CL	NAME	FROM LAP	LAPS LED	DISTANCE	VEHICLE
13		Doug EDMONDSON	1	6	13.08 miles	Yamaha TZR250

#### Flag History

TYPE	TIME OF DAY
GREEN	16:59:28.116
FINISH	17:10:46.387

#### Flag Statistics

TYPE	COUNT	TOTAL LAPS	TOTAL TIME
Green	1	6	13:05.273
Red	0	0	0.000
Safety Car	0	0	0.000
FCY	0	0	0.000

# International Sidecar Revival Meeting 2021

## DFDS Yamaha Past Masters

### RACE 13 - STATISTICS

**CLASS :**

12 Starters

#### Fastest Lap History

NO	NAME	LAP TIME	TIME OF DAY	LAP	VEHICLE
13	Doug EDMONDSON	<b>1:57.764</b>	17:01:25.895	1	Yamaha TZR250
13	Doug EDMONDSON	<b>1:51.210</b>	17:03:17.105	2	Yamaha TZR250

#### Leader History

NO	NAME	FROM LAP	LAPS LED	DISTANCE	VEHICLE
13	Doug EDMONDSON	1	6	13.08 miles	Yamaha TZR250

# International Sidecar Revival Meeting 2021

## DFDS Yamaha Past Masters

### RACE 13 - STATISTICS

CLASS : C

9 Starters

#### Fastest Lap History

NO	NAME	LAP TIME	TIME OF DAY	LAP	VEHICLE
27	Richard HAYWARD	<b>2:09.428</b>	17:01:37.560	1	Yamaha TZR250
27	Richard HAYWARD	<b>2:03.821</b>	17:03:41.381	2	Yamaha TZR250
8	David BALL	<b>2:01.185</b>	17:03:45.119	2	Yamaha TZR250
27	Richard HAYWARD	<b>2:00.195</b>	17:05:41.575	3	Yamaha TZR250
8	David BALL	<b>1:59.773</b>	17:05:44.893	3	Yamaha TZR250
27	Richard HAYWARD	<b>1:59.633</b>	17:09:42.939	5	Yamaha TZR250
8	David BALL	<b>1:59.365</b>	17:11:46.982	6	Yamaha TZR250

#### Leader History

NO	NAME	FROM LAP	LAPS LED	DISTANCE	VEHICLE
27	Richard HAYWARD	1	6	13.08 miles	Yamaha TZR250



# International Sidecar Revival Meeting 2021

## DFDS Yamaha Past Masters

### RACE 13 - STATISTICS

CLASS : R

2 Starters

#### Fastest Lap History

NO	NAME	LAP TIME	TIME OF DAY	LAP	VEHICLE
73	Colvin TURNER	<b>2:33.838</b>	17:02:01.993	1	Yamaha TZR250
73	Colvin TURNER	<b>2:24.463</b>	17:04:26.455	2	Yamaha TZR250
100	Adam COLLINS	<b>2:23.244</b>	17:04:26.901	2	Yamaha TZR250
73	Colvin TURNER	<b>2:19.443</b>	17:06:45.899	3	Yamaha TZR250
73	Colvin TURNER	<b>2:18.855</b>	17:09:04.754	4	Yamaha TZR250
100	Adam COLLINS	<b>2:18.784</b>	17:09:05.151	4	Yamaha TZR250
100	Adam COLLINS	<b>2:12.558</b>	17:11:17.708	5	Yamaha TZR250

#### Leader History

NO	NAME	FROM LAP	LAPS LED	DISTANCE	VEHICLE
73	Colvin TURNER	1	4	8.72 miles	Yamaha TZR250
100	Adam COLLINS	5	1	2.18 miles	Yamaha TZR250

Weather / Track : Overcast / Wet

Results can be found at [www.tsl-timing.com](http://www.tsl-timing.com)

Page 4 of 4

Cadwell Park  
Circuit Length = 2.1800 miles  
Start: 16:59 Flag 17:10 End: 17:12

Printed - 17:13 Saturday, 07 August 2021

**International Sidecar Revival Meeting 2021**
**DFDS Yamaha Past Masters**
**RACE 1 - GRID (8 Laps)**

ROW 10	28	17	Dan MILES	29	33	Kieran LEWIS	30	67	Mark BAILEY
ROW 9	25	4	Denis HALIL	26	2	Lee HUFF	27	162	Darren COOPER
ROW 8	22	73	Colvin TURNER	23	40	Douglas BEACOCK	24	57	Geoff MOOK
ROW 7	19	100	Adam COLLINS	20	54	John HOLD	21	98	Sarah ENGLISH
ROW 6	16	89	Andrew TEMPEST	17	99	Paul FIRTH	18	31	Rob FARMER
ROW 5	13	74	Paul WHITBY	14	72	Chris THAY	15	46	Kevin MARSHALL
ROW 4	10	75	David HEWSON	11	60	Daniel GOUGH	12	19	Peter BRANTON
ROW 3	7	61	Paul WELCH	8	8	David BALL	9	27	Richard HAYWARD
ROW 2	4	30	Alan COOPER	5	29	Derek CRIPPS	6	146	Michael MACE
ROW 1	1	13	Doug EDMONDSON	2	15	Billy PERKINS	3	24	Scott CARSON
			<b>Pole</b>						

These results are provisional until the conclusion of any judicial and technical matters.

Cadwell Park  
Circuit Length = 2.1800 miles

Clerk Of Course :	Stewards :	Timekeeper : Craig Smith
-------------------	------------	--------------------------

Results can be found at [www.tsl-timing.com](http://www.tsl-timing.com)

Printed - 17:15 Saturday, 07 August 2021



# International Sidecar Revival Meeting 2021

## Blue Haze GP & GPF & Yamaha Past Masters

### FREE PRACTICE - CLASSIFICATION

POS	NO	CL	PIC NAME	ENTRY	TIME	ON	LAPS	GAP	DIFF	MPH
1	24		1 Scott CARSON	Yamaha TZR250 - Brian Grays Powerbiking,All Englanc	1:46.441	4	4			73.73
2	117	GP	1 Stuart HALL	Yamaha TZ250 -	1:47.215	3	3	0.774	0.774	73.19
3	12	GP	2 Adrian MARTIN	Yamaha TZ250 - Strategic business development &sup	1:49.086	4	4	2.645	1.871	71.94
4	75		2 David HEWSON	Yamaha TZR250 - Obsession Engineering Limited	1:50.960	3	3	4.519	1.874	70.72
5	19		3 Peter BRANTON	Yamaha TZR250 - Exactweld Racing	1:52.165	3	3	5.724	1.205	69.96
6	146		4 Michael MACE	Yamaha TZR250 - Kevin Marshall	1:52.415	2	2	5.974	0.250	69.81
7	40	C	1 Douglas BEACOCK	Yamaha TZR250 -	1:55.595	3	3	9.154	3.180	67.89
8	72	C	2 Chris THAY	Yamaha TZR250 - Scell-it uk	1:57.038	3	3	10.597	1.443	67.05
9	157	GPF	1 Geoff MOOK	Yamaha TZR 250 -	1:58.222	2	2	11.781	1.184	66.38
10	41	GPF	2 David ABRAHAM	Suzuki RG570 - Cambridge Motorcycles	1:59.200	3	3	12.759	0.978	65.83
11	61	GPF	3 Paul WELCH	Yamaha TZR250 -	1:59.684	3	3	13.243	0.484	65.57
12	14*	GPF	4 Denis HALIL	Yamaha TZR - D & A AUTOS	1:59.724	3	3	13.283	0.040	65.55
13	110	GPF	5 Mark HAIGH	Aprilia RS250 -	1:59.938	3	3	13.497	0.214	65.43
14	147	GP	3 John HANNAFORD	Yamaha TZ350D -	2:05.914	2	3	19.473	5.976	62.32
15	100	R	1 Adam COLLINS	Yamaha TZR250 - www.ypmrc.co.uk	2:06.562	3	3	20.121	0.648	62.00
16	21	GP	4 Stuart THURTL	Yamaha TZ250B 3YL - TeamTortoise Racing	2:06.565	2	2	20.124	0.003	62.00
17	31	C	3 Rob FARMER	Yamaha TZR250 -	2:07.966	2	3	21.525	1.401	61.32
18	89		5 Andrew TEMPEST	Yamaha TZR250 - Gecko racing/mar-ti titanium	2:08.466	2	2	22.025	0.500	61.09
19	3	GP	5 Tom BARRETT	Honda RS250 - The Two Stroke Workshop	2:13.993	2	2	27.552	5.527	58.57
20	46	C	4 Kevin MARSHALL	Yamaha TZR250 -	2:16.845	1	1	30.404	2.852	57.35

\* Bike 14 - No working transponder fitted

Weather / Track : Cloudy / Dry

These results are provisional until the conclusion of any judicial and technical matters.

Cadwell Park

Circuit Length = 2.1800 miles

Start: 08:58 Flag 09:05 End: 09:07

Clerk Of Course :

Stewards :

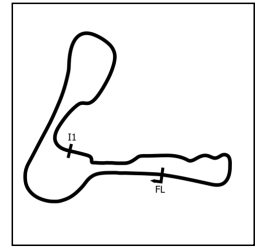
Timekeeper : Craig Smith

Results can be found at [www.tsl-timing.com](http://www.tsl-timing.com)

Printed - 09:08 Sunday, 08 August 2021



**International Sidecar Revival Meeting 2021**  
**Blue Haze GP & GPF & Yamaha Past Masters**  
**FREE PRACTICE - SECTOR ANALYSIS**



SECTOR 1 = FL to I1, SECTOR 2 = I1 to FL, DIFF = Difference To Personal Best Lap, P = Crossed Finish Line in Pit Lane, D = Time Disallowed

<b>P1 24</b>		<b>Scott CARSON</b>		Yamaha TZR250 - Brian Grays Powerbiking,All England Diamon			
IDEAL LAP TIME : 1:46.441		BEST LAP TIME : 1:46.441		DIFFERENCE : 0.000			
LAP	SECTOR 1	SECTOR 2	LAP TIME	MPH	DIFF	TIME OF DAY	
1 -	1:07.392	47.061	1:54.453	68.57	8.012	09:01:40.010	
2 -	1:03.555	44.917	1:48.472 (2)	72.35	2.031	09:03:28.482	
3 -	1:02.068	48.515	1:50.583 (3)	70.96	4.142	09:05:19.065	
4 -	<b>1:01.633</b>	<b>44.808</b>	<b>1:46.441 (1)</b>	<b>73.73</b>		<b>09:07:05.506</b>	

<b>P2 117 GP</b>		<b>Stuart HALL</b>		Yamaha TZ250 -			
IDEAL LAP TIME : 1:47.215		BEST LAP TIME : 1:47.215		DIFFERENCE : 0.000			
LAP	SECTOR 1	SECTOR 2	LAP TIME	MPH	DIFF	TIME OF DAY	
1 -	1:10.888	48.914	1:59.802 (3)	65.50	12.587	09:02:00.243	
2 -	1:05.749	46.940	1:52.689 (2)	69.64	5.474	09:03:52.932	
3 -	<b>1:01.702</b>	<b>45.513</b>	<b>1:47.215 (1)</b>	<b>73.19</b>		<b>09:05:40.147</b>	

<b>P3 12 GP</b>		<b>Adrian MARTIN</b>		Yamaha TZ250 - Strategic business development &support ltd			
IDEAL LAP TIME : 1:49.069		BEST LAP TIME : 1:49.086		DIFFERENCE : 0.017			
LAP	SECTOR 1	SECTOR 2	LAP TIME	MPH	DIFF	TIME OF DAY	
1 -	1:09.554	50.200	1:59.754	65.53	10.668	09:01:14.472	
2 -	1:04.187	51.189	1:55.376 (3)	68.02	6.290	09:03:09.848	
3 -	1:03.161	<b>46.815</b>	1:49.976 (2)	71.36	0.890	09:04:59.824	
4 -	<b>1:02.254</b>	46.832	<b>1:49.086 (1)</b>	<b>71.94</b>		<b>09:06:48.910</b>	

<b>P4 75</b>		<b>David HEWSON</b>		Yamaha TZR250 - Obsession Engineering Limited			
IDEAL LAP TIME : 1:50.960		BEST LAP TIME : 1:50.960		DIFFERENCE : 0.000			
LAP	SECTOR 1	SECTOR 2	LAP TIME	MPH	DIFF	TIME OF DAY	
1 -	1:11.822	48.106	1:59.928 (3)	65.43	8.968	09:02:54.331	
2 -	1:05.567	46.812	1:52.379 (2)	69.83	1.419	09:04:46.710	
3 -	<b>1:04.421</b>	<b>46.539</b>	<b>1:50.960 (1)</b>	<b>70.72</b>		<b>09:06:37.670</b>	

<b>P5 19</b>		<b>Peter BRANTON</b>		Yamaha TZR250 - Exactweld Racing			
IDEAL LAP TIME : 1:52.165		BEST LAP TIME : 1:52.165		DIFFERENCE : 0.000			
LAP	SECTOR 1	SECTOR 2	LAP TIME	MPH	DIFF	TIME OF DAY	
1 -	1:09.931	50.641	2:00.572 (3)	65.09	8.407	09:02:02.766	
2 -	1:06.646	51.235	1:57.881 (2)	66.57	5.716	09:04:00.647	
3 -	<b>1:05.003</b>	<b>47.162</b>	<b>1:52.165 (1)</b>	<b>69.96</b>		<b>09:05:52.812</b>	

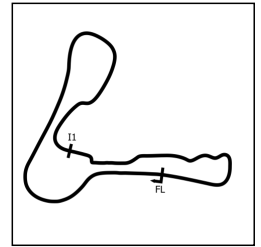
<b>P6 146</b>		<b>Michael MACE</b>		Yamaha TZR250 - Kevin Marshall			
IDEAL LAP TIME : 1:52.415		BEST LAP TIME : 1:52.415		DIFFERENCE : 0.000			
LAP	SECTOR 1	SECTOR 2	LAP TIME	MPH	DIFF	TIME OF DAY	
1 -	1:11.756	48.331	2:00.087 (2)	65.35	7.672	09:04:15.980	
2 -	<b>1:05.031</b>	<b>47.384</b>	<b>1:52.415 (1)</b>	<b>69.81</b>		<b>09:06:08.395</b>	

<b>P7 40 C</b>		<b>Douglas BEACOCK</b>		Yamaha TZR250 -			
IDEAL LAP TIME : 1:55.595		BEST LAP TIME : 1:55.595		DIFFERENCE : 0.000			
LAP	SECTOR 1	SECTOR 2	LAP TIME	MPH	DIFF	TIME OF DAY	
1 -	1:16.651	55.037	2:11.688 (3)	59.59	16.093	09:01:36.804	
2 -	1:07.536	49.389	1:56.925 (2)	67.12	1.330	09:03:33.729	
3 -	<b>1:06.372</b>	<b>49.223</b>	<b>1:55.595 (1)</b>	<b>67.89</b>		<b>09:05:29.324</b>	

Weather / Track : Cloudy / Dry

Cadwell Park  
 Circuit Length = 2.1800 miles  
 Start: 08:58 Flag 09:05 End: 09:07

**International Sidecar Revival Meeting 2021**  
**Blue Haze GP & GPF & Yamaha Past Masters**  
**FREE PRACTICE - SECTOR ANALYSIS**



SECTOR 1 = FL to I1, SECTOR 2 = I1 to FL, DIFF = Difference To Personal Best Lap, P = Crossed Finish Line in Pit Lane, D = Time Disallowed

<b>P8 72 C</b>		<b>Chris THAY</b>		Yamaha TZR250 - Scell-it uk			
IDEAL LAP TIME : 1:57.038		BEST LAP TIME : 1:57.038		DIFFERENCE : 0.000			
LAP	SECTOR 1	SECTOR 2	LAP TIME	MPH	DIFF	TIME OF DAY	
1 -	1:20.467	52.679	2:13.146 (3)	58.94	16.108	09:01:50.143	
2 -	1:08.448	49.154	1:57.602 (2)	66.73	0.564	09:03:47.745	
3 -	<b>1:08.134</b>	<b>48.904</b>	<b>1:57.038 (1)</b>	<b>67.05</b>		<b>09:05:44.783</b>	

<b>P9 157 GPF</b>		<b>Geoff MOOK</b>		Yamaha TZR 250 -			
IDEAL LAP TIME : 1:58.222		BEST LAP TIME : 1:58.222		DIFFERENCE : 0.000			
LAP	SECTOR 1	SECTOR 2	LAP TIME	MPH	DIFF	TIME OF DAY	
1 -	1:11.873	51.808	2:03.681 (2)	63.45	5.459	09:01:50.497	
2 -	<b>1:08.666</b>	<b>49.556</b>	<b>1:58.222 (1)</b>	<b>66.38</b>		<b>09:03:48.719</b>	

<b>P10 41 GPF</b>		<b>David ABRAHAM</b>		Suzuki RG570 - Cambridge Motorcycles			
IDEAL LAP TIME : 1:59.200		BEST LAP TIME : 1:59.200		DIFFERENCE : 0.000			
LAP	SECTOR 1	SECTOR 2	LAP TIME	MPH	DIFF	TIME OF DAY	
1 -	1:12.616	53.498	2:06.114 (3)	62.22	6.914	09:01:56.463	
2 -	1:11.448	52.615	2:04.063 (2)	63.25	4.863	09:04:00.526	
3 -	<b>1:08.920</b>	<b>50.280</b>	<b>1:59.200 (1)</b>	<b>65.83</b>		<b>09:05:59.726</b>	

<b>P11 61 GPF</b>		<b>Paul WELCH</b>		Yamaha TZR250 -			
IDEAL LAP TIME : 1:58.382		BEST LAP TIME : 1:59.684		DIFFERENCE : 1.302			
LAP	SECTOR 1	SECTOR 2	LAP TIME	MPH	DIFF	TIME OF DAY	
1 -	1:11.820	51.141	2:02.961 (3)	63.82	3.277	09:01:18.565	
2 -	1:09.513	51.212	2:00.725 (2)	65.00	1.041	09:03:19.290	
3 -	1:09.061	<b>50.623</b>	<b>1:59.684 (1)</b>	<b>65.57</b>		<b>09:05:18.974</b>	

<b>P12 14 GPF</b>		<b>Denis HALIL</b>		Yamaha TZR - D & A AUTOS			
IDEAL LAP TIME :		BEST LAP TIME : 1:59.724		DIFFERENCE :			
LAP	SECTOR 1	SECTOR 2	LAP TIME	MPH	DIFF	TIME OF DAY	
1 -			2:03.323 (3)	63.63	3.599	09:01:19.255	
2 -			2:00.186 (2)	65.29	0.462	09:03:19.441	
3 -			<b>1:59.724 (1)</b>	<b>65.55</b>		<b>09:05:19.165</b>	

<b>P13 110 GPF</b>		<b>Mark HAIGH</b>		Aprilia RS250 -			
IDEAL LAP TIME : 1:59.938		BEST LAP TIME : 1:59.938		DIFFERENCE : 0.000			
LAP	SECTOR 1	SECTOR 2	LAP TIME	MPH	DIFF	TIME OF DAY	
1 -	1:20.298	56.214	2:16.512 (3)	57.48	16.574	09:01:36.929	
2 -	1:11.828	52.097	2:03.925 (2)	63.32	3.987	09:03:40.854	
3 -	<b>1:09.539</b>	<b>50.399</b>	<b>1:59.938 (1)</b>	<b>65.43</b>		<b>09:05:40.792</b>	

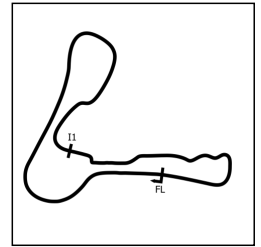
<b>P14 147 GP</b>		<b>John HANNAFORD</b>		Yamaha TZ350D -			
IDEAL LAP TIME : 2:04.649		BEST LAP TIME : 2:05.914		DIFFERENCE : 1.265			
LAP	SECTOR 1	SECTOR 2	LAP TIME	MPH	DIFF	TIME OF DAY	
1 -	1:15.181	56.615	2:11.796 (2)	59.54	5.882	09:01:59.107	
2 -	1:11.810	<b>54.104</b>	<b>2:05.914 (1)</b>	<b>62.32</b>		<b>09:04:05.021</b>	
3 -	<b>1:10.545</b>	1:03.851	2:14.396 (3)	58.39	8.482	09:06:19.417	

<b>P15 100 R</b>		<b>Adam COLLINS</b>		Yamaha TZR250 - www.ypmrc.co.uk			
IDEAL LAP TIME : 2:06.562		BEST LAP TIME : 2:06.562		DIFFERENCE : 0.000			
LAP	SECTOR 1	SECTOR 2	LAP TIME	MPH	DIFF	TIME OF DAY	
1 -	1:22.374	55.551	2:17.925 (3)	56.90	11.363	09:01:54.421	
2 -	1:14.756	56.808	2:11.564 (2)	59.65	5.002	09:04:05.985	
3 -	<b>1:12.886</b>	<b>53.676</b>	<b>2:06.562 (1)</b>	<b>62.00</b>		<b>09:06:12.547</b>	

Weather / Track : Cloudy / Dry

Cadwell Park  
 Circuit Length = 2.1800 miles  
 Start: 08:58 Flag 09:05 End: 09:07

**International Sidecar Revival Meeting 2021**  
**Blue Haze GP & GPF & Yamaha Past Masters**  
**FREE PRACTICE - SECTOR ANALYSIS**



SECTOR 1 = FL to I1, SECTOR 2 = I1 to FL, DIFF = Difference To Personal Best Lap, P = Crossed Finish Line in Pit Lane, D = Time Disallowed

<b>P16</b>	<b>21 GP</b>	<b>Stuart THURTLE</b>	Yamaha TZ250B 3YL - TeamTortoise Racing			
IDEAL LAP TIME : 2:04.927		BEST LAP TIME : 2:06.565		DIFFERENCE : 1.638		
LAP	SECTOR 1	SECTOR 2	LAP TIME	MPH	DIFF	TIME OF DAY
1 -	1:24.363	55.977	2:20.340 (2)	55.92	13.775	09:01:55.730
2 -	1:13.298	<b>53.267</b>	<b>2:06.565 (1)</b>	<b>62.00</b>		<b>09:04:02.295</b>
<b>P17</b>	<b>31 C</b>	<b>Rob FARMER</b>	Yamaha TZR250 -			
IDEAL LAP TIME : 2:07.710		BEST LAP TIME : 2:07.966		DIFFERENCE : 0.256		
LAP	SECTOR 1	SECTOR 2	LAP TIME	MPH	DIFF	TIME OF DAY
1 -	1:22.222	55.376	2:17.598 (3)	57.03	9.632	09:01:53.414
2 -	<b>1:13.488</b>	54.478	<b>2:07.966 (1)</b>	<b>61.32</b>		<b>09:04:01.380</b>
3 -	1:14.044	<b>54.222</b>	2:08.266 (2)	61.18	0.300	09:06:09.646
<b>P18</b>	<b>89</b>	<b>Andrew TEMPEST</b>	Yamaha TZR250 - Gecko racing/mar-ti titanium			
IDEAL LAP TIME : 2:07.632		BEST LAP TIME : 2:08.466		DIFFERENCE : 0.834		
LAP	SECTOR 1	SECTOR 2	LAP TIME	MPH	DIFF	TIME OF DAY
1 -	1:21.406	54.923	2:16.329 (2)	57.56	7.863	09:01:50.659
2 -	1:14.795	<b>53.671</b>	<b>2:08.466 (1)</b>	<b>61.09</b>		<b>09:03:59.125</b>
<b>P19</b>	<b>3 GP</b>	<b>Tom BARRETT</b>	Honda RS250 - The Two Stroke Workshop			
IDEAL LAP TIME : 2:13.993		BEST LAP TIME : 2:13.993		DIFFERENCE : 0.000		
LAP	SECTOR 1	SECTOR 2	LAP TIME	MPH	DIFF	TIME OF DAY
1 -	1:27.820	59.131	2:26.951 (2)	53.40	12.958	09:03:12.527
2 -	<b>1:17.205</b>	<b>56.788</b>	<b>2:13.993 (1)</b>	<b>58.57</b>		<b>09:05:26.520</b>
<b>P20</b>	<b>46 C</b>	<b>Kevin MARSHALL</b>	Yamaha TZR250 -			
IDEAL LAP TIME : 2:09.605		BEST LAP TIME : 2:16.845		DIFFERENCE : 7.240		
LAP	SECTOR 1	SECTOR 2	LAP TIME	MPH	DIFF	TIME OF DAY
1 -	1:21.393	<b>55.452</b>	<b>2:16.845 (1)</b>	<b>57.35</b>		<b>09:01:40.985</b>

Weather / Track : Cloudy / Dry

Results can be found at [www.tsl-timing.com](http://www.tsl-timing.com)

Page 3 of 3

Cadwell Park  
 Circuit Length = 2.1800 miles  
 Start: 08:58 Flag 09:05 End: 09:07

Printed - 09:08 Sunday, 08 August 2021

# International Sidecar Revival Meeting 2021

## Blue Haze GP & GPF & Yamaha Past Masters

### FREE PRACTICE - BEST SECTORS

SECTOR 1				SECTOR 2			IDEAL / BEST COMPARISON					
POS	NO	NAME	TIME	NO	NAME	TIME	POS	NO	NAME	IDEAL	BEST	DIFF
									<b>PERFECT LAP</b>	<b>1:46.441</b>		
1	24	CARSON	1:01.633	24	CARSON	44.808	1	24	CARSON	1:46.441	1:46.441	0.000
2	117	HALL	1:01.702	117	HALL	45.513	2	117	HALL	1:47.215	1:47.215	0.000
3	12	MARTIN	1:02.254	75	HEWSON	46.539	3	12	MARTIN	1:49.069	1:49.086	0.017
4	75	HEWSON	1:04.421	12	MARTIN	46.815	4	75	HEWSON	1:50.960	1:50.960	0.000
5	19	BRANTON	1:05.003	19	BRANTON	47.162	5	19	BRANTON	1:52.165	1:52.165	0.000
6	146	MACE	1:05.031	146	MACE	47.384	6	146	MACE	1:52.415	1:52.415	0.000
7	40	BEACOCK	1:06.372	72	THAY	48.904	7	40	BEACOCK	1:55.595	1:55.595	0.000
8	61	WELCH	1:07.759	40	BEACOCK	49.223	8	72	THAY	1:57.038	1:57.038	0.000
9	72	THAY	1:08.134	157	MOOK	49.556	9	157	MOOK	1:58.222	1:58.222	0.000
10	157	MOOK	1:08.666	41	ABRAHAM	50.280	10	61	WELCH	1:58.382	1:59.684	1.302
11	41	ABRAHAM	1:08.920	110	HAIGH	50.399	11	41	ABRAHAM	1:59.200	1:59.200	0.000
12	110	HAIGH	1:09.539	61	WELCH	50.623	12	110	HAIGH	1:59.938	1:59.938	0.000
13	147	HANNAFORD	1:10.545	21	THURTL	53.267	13	147	HANNAFORD	2:04.649	2:05.914	1.265
14	21	THURTL	1:11.660	89	TEMPEST	53.671	14	21	THURTL	2:04.927	2:06.565	1.638
15	100	COLLINS	1:12.886	100	COLLINS	53.676	15	100	COLLINS	2:06.562	2:06.562	0.000
16	31	FARMER	1:13.488	147	HANNAFORD	54.104	16	89	TEMPEST	2:07.632	2:08.466	0.834
17	89	TEMPEST	1:13.961	31	FARMER	54.222	17	31	FARMER	2:07.710	2:07.966	0.256
18	46	MARSHALL	1:14.153	46	MARSHALL	55.452	18	46	MARSHALL	2:09.605	2:16.845	7.240
19	3	BARRETT	1:17.205	3	BARRETT	56.788	19	3	BARRETT	2:13.993	2:13.993	0.000
20							20	14	HALIL		1:59.724	

Weather / Track : Cloudy / Dry

Results can be found at [www.tsl-timing.com](http://www.tsl-timing.com)

Cadwell Park  
 Circuit Length = 2.1800 miles  
 Start: 08:58 Flag 09:05 End: 09:07

Printed - 09:08 Sunday, 08 August 2021

**International Sidecar Revival Meeting 2021**  
**Blue Haze GP & GPF & Yamaha Past Masters**  
**FREE PRACTICE - STATISTICS**

**Competitors Started** 20  
**Planned Start** 2021-08-08 @ 09:00:00.000  
**Actual Start** 2021-08-08 @ 08:58:35.933  
**Finish Time** 2021-08-08 @ 09:05:39.191  
**Track Length** 2.1800mi.  
**Total Laps** 55  
**Total Distance Covered** 119.9010mi.

**Session Fastest Lap History**

NO	CL	NAME	LAP TIME	TIME OF DAY	LAP	VEHICLE
12	GP	Adrian MARTIN	<b>1:59.754</b>	09:01:14.481	1	Yamaha TZ250
24		Scott CARSON	<b>1:54.453</b>	09:01:40.016	1	Yamaha TZR250
24		Scott CARSON	<b>1:48.472</b>	09:03:28.489	2	Yamaha TZR250
117	GP	Stuart HALL	<b>1:47.215</b>	09:05:40.161	3	Yamaha TZ250
24		Scott CARSON	<b>1:46.441</b>	09:07:05.513	4	Yamaha TZR250

**Flag History**

TYPE	TIME OF DAY
GREEN	08:58:35.933
FINISH	09:05:39.191

**Flag Statistics**

TYPE	COUNT	TOTAL LAPS	TOTAL TIME
Green	1	4	8:54.306
Red	0	0	0.000
Safety Car	0	0	0.000
FCY	0	0	0.000



**International Sidecar Revival Meeting 2021**  
**Blue Haze GP & GPF & Yamaha Past Masters**  
**FREE PRACTICE - STATISTICS**

**CLASS : GP**

**5 Starters**

**Fastest Lap History**

NO	NAME	LAP TIME	TIME OF DAY	LAP	VEHICLE
12	Adrian MARTIN	<b>1:59.754</b>	09:01:14.481	1	Yamaha TZ250
12	Adrian MARTIN	<b>1:55.376</b>	09:03:09.857	2	Yamaha TZ250
117	Stuart HALL	<b>1:52.689</b>	09:03:52.944	2	Yamaha TZ250
12	Adrian MARTIN	<b>1:49.976</b>	09:04:59.833	3	Yamaha TZ250
117	Stuart HALL	<b>1:47.215</b>	09:05:40.161	3	Yamaha TZ250

**Weather / Track : Cloudy / Dry**

**Results can be found at [www.tsl-timing.com](http://www.tsl-timing.com)**

**Page 2 of 6**

Cadwell Park  
Circuit Length = 2.1800 miles  
Start: 08:58 Flag 09:05 End: 09:07

*Printed - 09:08 Sunday, 08 August 2021*

**International Sidecar Revival Meeting 2021**  
**Blue Haze GP & GPF & Yamaha Past Masters**  
**FREE PRACTICE - STATISTICS**

**CLASS : GPF**

**5 Starters**

**Fastest Lap History**

NO	NAME	LAP TIME	TIME OF DAY	LAP	VEHICLE
61	Paul WELCH	<b>2:02.961</b>	09:01:18.572	1	Yamaha TZR250
61	Paul WELCH	<b>2:00.725</b>	09:03:19.297	2	Yamaha TZR250
14	Denis HALIL	<b>2:00.186</b>	09:03:19.441	2	Yamaha TZR
157	Geoff MOOK	<b>1:58.222</b>	09:03:48.732	2	Yamaha TZR 250

**Weather / Track : Cloudy / Dry**

**Results can be found at [www.tsl-timing.com](http://www.tsl-timing.com)**

**Page 3 of 6**

Cadwell Park  
Circuit Length = 2.1800 miles  
Start: 08:58 Flag 09:05 End: 09:07

*Printed - 09:08 Sunday, 08 August 2021*

**International Sidecar Revival Meeting 2021**  
**Blue Haze GP & GPF & Yamaha Past Masters**  
**FREE PRACTICE - STATISTICS**

**CLASS :**

**5 Starters**

**Fastest Lap History**

NO	NAME	LAP TIME	TIME OF DAY	LAP	VEHICLE
24	Scott CARSON	1:54.453	09:01:40.016	1	Yamaha TZR250
24	Scott CARSON	1:48.472	09:03:28.489	2	Yamaha TZR250
24	Scott CARSON	1:46.441	09:07:05.513	4	Yamaha TZR250

**Weather / Track : Cloudy / Dry**

**Results can be found at [www.tsl-timing.com](http://www.tsl-timing.com)**

**Page 4 of 6**

Cadwell Park  
Circuit Length = 2.1800 miles  
Start: 08:58 Flag 09:05 End: 09:07

*Printed - 09:08 Sunday, 08 August 2021*

**International Sidecar Revival Meeting 2021**  
**Blue Haze GP & GPF & Yamaha Past Masters**  
**FREE PRACTICE - STATISTICS**

**CLASS : C**

4 Starters

**Fastest Lap History**

NO	NAME	LAP TIME	TIME OF DAY	LAP	VEHICLE
40	Douglas BEACOCK	<b>2:11.688</b>	09:01:36.817	1	Yamaha TZR250
40	Douglas BEACOCK	<b>1:56.925</b>	09:03:33.742	2	Yamaha TZR250
40	Douglas BEACOCK	<b>1:55.595</b>	09:05:29.337	3	Yamaha TZR250

**Weather / Track : Cloudy / Dry**

Results can be found at [www.tsl-timing.com](http://www.tsl-timing.com)

Page 5 of 6

Cadwell Park  
Circuit Length = 2.1800 miles  
Start: 08:58 Flag 09:05 End: 09:07

Printed - 09:08 Sunday, 08 August 2021

**International Sidecar Revival Meeting 2021**  
**Blue Haze GP & GPF & Yamaha Past Masters**  
**FREE PRACTICE - STATISTICS**

**CLASS : R**

1 Starters

**Fastest Lap History**

NO	NAME	LAP TIME	TIME OF DAY	LAP	VEHICLE
100	Adam COLLINS	<b>2:17.925</b>	09:01:54.440	1	Yamaha TZR250
100	Adam COLLINS	<b>2:11.564</b>	09:04:06.004	2	Yamaha TZR250
100	Adam COLLINS	<b>2:06.562</b>	09:06:12.566	3	Yamaha TZR250

**Weather / Track : Cloudy / Dry**

Results can be found at [www.tsl-timing.com](http://www.tsl-timing.com)

Page 6 of 6

Cadwell Park  
Circuit Length = 2.1800 miles  
Start: 08:58 Flag 09:05 End: 09:07

Printed - 09:08 Sunday, 08 August 2021

**International Sidecar Revival Meeting 2021**
**DFDS Yamaha Past Masters**
**RACE 1 - CLASSIFICATION**

POS	NO	CL	PIC NAME	ENTRY	LAPS	TIME	GAP	DIFF	MPH	BEST	ON
1	24		1 Scott CARSON	Yamaha TZR250 - Brian Grays Powerbiking,All Engl	8	13:54.261			75.25	<b>1:42.391</b>	3
2	13		2 Doug EDMONDSON	Yamaha TZR250 - Stan Stephens Tuning	8	13:59.849	<b>5.588</b>	5.588	74.75	<b>1:43.917</b>	6
3	19		3 Peter BRANTON	Yamaha TZR250 - Exactweld Racing	8	14:05.811	<b>11.550</b>	5.962	74.22	<b>1:43.380</b>	6
4	15		4 Billy PERKINS	Yamaha TZR250 - T.w fuggle & son / Ashford tarmac	8	14:06.750	<b>12.489</b>	0.939	74.14	<b>1:43.416</b>	6
5	57		5 Geoff MOOK	Yamaha TZR250 -	8	14:21.165	<b>26.904</b>	14.415	72.90	<b>1:44.173</b>	7
6	30 *		6 Alan COOPER	Yamaha TZR250 - twistgrip motorcycles	8	14:25.807	<b>31.546</b>	4.642	72.51	<b>1:46.382</b>	6
7	74		7 Paul WHITBY	Yamaha TZR250 - Greybridge Ltd	8	14:31.193	<b>36.932</b>	5.386	72.06	<b>1:46.539</b>	7
8	75		8 David HEWSON	Yamaha TZR250 - Obsession Engineering Limited	8	14:35.126	<b>40.865</b>	3.933	71.74	<b>1:46.653</b>	7
9	29		9 Derek CRIPPS	Yamaha TZR250 - Kelly Cripps - Team FBR	8	14:38.278	<b>44.017</b>	3.152	71.48	<b>1:48.666</b>	2
10	8	C	1 David BALL	Yamaha TZR250 - Gardiner Page and Roe pension c	8	14:39.125	<b>44.864</b>	0.847	71.41	<b>1:47.799</b>	6
11	27	C	2 Richard HAYWARD	Yamaha TZR250 - Hazel Motors/ Gforce	8	14:43.225	<b>48.964</b>	4.100	71.08	<b>1:48.114</b>	5
12	61		10 Paul WELCH	Yamaha TZR250 -	8	14:43.410	<b>49.149</b>	0.185	71.07	<b>1:47.954</b>	5
13	146		11 Michael MACE	Yamaha TZR250 - Kevin Marshall	8	14:43.857	<b>49.596</b>	0.447	71.03	<b>1:46.913</b>	7
14	4		12 Denis HALIL	Yamaha TZR250 - D & A AUTOS	8	14:55.638	<b>1:01.377</b>	11.781	70.10	<b>1:49.029</b>	8
15	60	C	3 Daniel GOUGH	Yamaha TZR250 - G Force Motorcycles	8	14:55.908	<b>1:01.647</b>	0.270	70.07	<b>1:49.344</b>	8
16	162		13 Darren COOPER	Yamaha TZR250 -	8	15:20.802	<b>1:26.541</b>	24.894	68.18	<b>1:51.814</b>	5
17	46	C	4 Kevin MARSHALL	Yamaha TZR250 -	8	15:21.209	<b>1:26.948</b>	0.407	68.15	<b>1:52.617</b>	7
18	2	C	5 Lee HUFF	Yamaha TZR250 -	8	15:32.407	<b>1:38.146</b>	11.198	67.33	<b>1:53.320</b>	8
19	54	C	6 John HOLD	Yamaha RD350 YPVS -	7	14:03.763	<b>1 Lap</b>	1 Lap	65.10	<b>1:58.539</b>	5
20	67		14 Mark BAILEY	Yamaha TZR250 -	7	14:10.696	<b>1 Lap</b>	6.933	64.57	<b>1:56.687</b>	7
21	17	R	1 Dan MILES	Yamaha TZR250 -	7	14:16.094	<b>1 Lap</b>	5.398	64.17	<b>1:58.232</b>	2
22	31	C	7 Rob FARMER	Yamaha TZR250 -	7	14:16.521	<b>1 Lap</b>	0.427	64.13	<b>1:56.409</b>	7
23	99	C	8 Paul FIRTH	Yamaha TZR250 - Joanne Porter	7	14:17.197	<b>1 Lap</b>	0.676	64.08	<b>1:55.716</b>	7
24	89		15 Andrew TEMPEST	Yamaha TZR250 - Gecko racing/mar-ti titanium	7	14:18.007	<b>1 Lap</b>	0.810	64.02	<b>1:59.171</b>	7
25	33	C	9 Kieran LEWIS	Yamaha TZR250 - Controls For Doors Ltd/ G Force I	7	14:32.571	<b>1 Lap</b>	14.564	62.95	<b>1:59.477</b>	7
26	100	R	2 Adam COLLINS	Yamaha TZR250 - www.ypmrc.co.uk	7	14:36.214	<b>1 Lap</b>	3.643	62.69	<b>2:02.619</b>	5
27	98	C	10 Sarah ENGLISH	Yamaha TZR250 - Tempest Revivals / English Moss	7	15:34.918	<b>1 Lap</b>	58.704	58.76	<b>2:10.456</b>	6

**NOT CLASSIFIED**

<i>DNF</i>	73	R	Colvin TURNER	Yamaha TZR250 -	3	6:12.535	<b>5 Laps</b>	4 Laps	63.19	<b>1:59.035</b>	2
<i>DNF</i>	72	C	Chris THAY	Yamaha TZR250 - Scell-it uk	0						
<i>DNF</i>	40	C	Douglas BEACOCK	Yamaha TZR250 -	0						

**FASTEST LAP**

	24		Scott CARSON	Yamaha TZR250 - Brian Grays Powerbiking,All Engl	3	1:42.391		76.64 mph		123.35 kph	
	8	C	David BALL	Yamaha TZR250 - Gardiner Page and Roe pension c	6	1:47.799		72.80 mph		117.16 kph	
	17	R	Dan MILES	Yamaha TZR250 -	2	1:58.232		66.37 mph		106.82 kph	

\* Bike 30 - Please fit a working transponder  
 Class - 92.5% of Race Speed = 69.60 mph  
 Class C - 92.5% of Race Speed = 66.05 mph  
 Class R - 92.5% of Race Speed = 59.35 mph

Cadwell Park: 2.1800 miles

Weather / Track : Cloudy / Dry

Race Distance: 8 Laps / 17.44 miles

These results are provisional until the conclusion of any judicial and technical matters.

Start: 10:22 Flag 10:36 End: 10:38

Clerk Of Course :	Stewards :	Timekeeper : Craig Smith
-------------------	------------	--------------------------

 Results can be found at [www.tsl-timing.com](http://www.tsl-timing.com)

Printed - 10:39 Sunday, 08 August 2021



# International Sidecar Revival Meeting 2021

## DFDS Yamaha Past Masters

### RACE 1 - LAP CHART

LAP 1 @ 10:24:21.097		
NO	BEHIND	LAP TIME

24		1:47.619
13	1.484	1:49.103
15	4.056	1:51.675
19	4.514	1:52.133
29	6.288	1:53.907
30	6.794	1:54.413
146	8.180	1:55.799
8	8.969	1:56.588
61	9.572	1:57.191
74	9.701	1:57.320
57	10.054	1:57.673
27	10.496	1:58.115
75	10.874	1:58.493
60	12.644	2:00.263
4	12.910	2:00.529
46	15.857	2:03.476
54	20.782	2:08.401
162	20.971	2:08.590
99	24.686	2:12.305
2	24.776	2:12.395
73	25.600	2:13.219
67	25.878	2:13.497
17	26.153	2:13.772
89	26.486	2:14.105
100	27.581	2:15.200
33	27.734	2:15.353
31	32.752	2:20.371
98	38.458	2:26.077

LAP 2 @ 10:26:03.518		
NO	BEHIND	LAP TIME

24		1:42.421
13	3.594	1:44.531
19	7.620	1:45.527
15	8.307	1:46.672
30	11.676	1:47.303
29	12.533	1:48.666
8	16.197	1:49.649
57	16.684	1:49.051
146	16.726	1:50.967
74	16.839	1:49.559
61	17.406	1:50.255
75	17.843	1:49.390
27	18.173	1:50.098
4	23.228	1:52.739
60	23.919	1:53.696
46	27.458	1:54.022
162	32.462	1:53.912
54	38.922	2:00.561
2	39.019	1:56.664
17	41.964	1:58.232
73	42.214	1:59.035
99	46.083	2:03.818
89	46.699	2:02.634
67	46.899	2:03.442
100	48.393	2:03.233
33	48.797	2:03.484
31	50.416	2:00.085
98	1:09.511	2:13.474

Weather / Track : Cloudy / Dry

Results can be found at [www.tsl-timing.com](http://www.tsl-timing.com)

LAP 3 @ 10:27:45.909		
NO	BEHIND	LAP TIME

24		1:42.391
13	5.688	1:44.485
19	11.277	1:46.048
15	11.452	1:45.536
30	17.445	1:48.160
29	19.039	1:48.897
74	21.341	1:46.893
57	21.655	1:47.362
8	24.120	1:50.314
146	24.766	1:50.431
75	24.894	1:49.442
61	25.490	1:50.475
27	25.722	1:49.940
4	32.038	1:51.201
60	32.914	1:51.386
46	39.459	1:54.392
162	42.963	1:52.892
2	50.715	1:54.087
54	55.506	1:58.975
17	59.621	2:00.048
73	1:00.104	2:00.281
89	1:05.486	2:01.178
99	1:07.336	2:03.644
67	1:07.684	2:03.176
31	1:10.294	2:02.269
100	1:10.387	2:04.385
33	1:10.885	2:04.479
98	1:39.003	2:11.883

LAP 4 @ 10:29:28.799		
NO	BEHIND	LAP TIME

24		1:42.890
13	7.686	1:44.888
19	13.639	1:45.252
15	13.970	1:45.408
30	21.824	1:47.269
57	24.763	1:45.998
29	24.992	1:48.843
74	26.482	1:48.031
146	30.431	1:48.555
75	31.415	1:49.411
8	31.672	1:50.442
27	32.338	1:49.506
61	32.831	1:50.231
4	39.445	1:50.297
60	40.444	1:50.420
46	50.515	1:53.946
162	52.324	1:52.251
2	1:01.849	1:54.024
54	1:12.364	1:59.748
17	1:16.947	2:00.216
89	1:23.763	2:01.167
67	1:23.819	1:59.025
99	1:27.831	2:03.385
31	1:28.028	2:00.624
100	1:31.416	2:03.919
33	1:32.706	2:04.711

LAP 5 @ 10:31:12.748		
NO	BEHIND	LAP TIME

24		1:43.949
----	--	----------

13	8.286	1:44.549
15	13.488	1:43.467
19	14.103	1:44.413
98	1 Lap	2:11.033
30	25.251	1:47.376
57	26.012	1:45.198
74	29.689	1:47.156
29	29.897	1:48.854
146	34.854	1:48.372
75	34.903	1:47.437
8	36.004	1:48.281
27	36.503	1:48.114
61	36.836	1:47.954
4	46.335	1:50.839
60	46.723	1:50.228
162	1:00.189	1:51.814
46	1:00.675	1:54.109
2	1:12.203	1:54.303
54	1:26.954	1:58.539
17	1:34.399	2:01.401
67	1:37.411	1:57.541
89	1:39.887	2:00.073
31	1:42.621	1:58.542
99	1:44.460	2:00.578

LAP 6 @ 10:32:57.741		
NO	BEHIND	LAP TIME

24		1:44.993
100	1 Lap	2:02.619
33	1 Lap	2:01.419
13	7.210	1:43.917
15	11.911	1:43.416
19	12.490	1:43.380
30	26.640	1:46.382
57	26.800	1:45.781
74	32.353	1:47.657
29	34.256	1:49.352
75	37.406	1:47.496
146	37.531	1:47.670
8	38.810	1:47.799
27	41.151	1:49.641
61	41.762	1:49.919
98	1 Lap	2:11.089
60	51.835	1:50.105
4	52.333	1:50.991
162	1:08.347	1:53.151
46	1:11.524	1:55.842
2	1:21.197	1:53.987
54	1:40.919	1:58.958

LAP 7 @ 10:34:42.963		
NO	BEHIND	LAP TIME

24		1:45.222
67	1 Lap	1:57.328
17	1 Lap	2:01.879
13	6.412	1:44.424
89	1 Lap	1:59.679
31	1 Lap	1:58.221
19	11.653	1:44.385
15	11.744	1:45.055
99	1 Lap	1:57.751
100	1 Lap	2:03.691
33	1 Lap	2:03.648
57	25.751	1:44.173

30	28.083	1:46.665
74	33.670	1:46.539
29	38.728	1:49.694
75	38.837	1:46.653
146	39.222	1:46.913
8	41.446	1:47.858
61	44.676	1:48.136
27	44.962	1:49.033
60	57.079	1:50.466
4	57.124	1:50.013
98	1 Lap	2:10.456
162	1:17.136	1:54.011
46	1:18.919	1:52.617
2	1:29.602	1:53.627

LAP 8 @ 10:36:27.739		
NO	BEHIND	LAP TIME

24		1:44.776
13	5.588	1:43.952
54	1 Lap	1:58.581
19	11.550	1:44.673
15	12.489	1:45.521
67	1 Lap	1:56.687
17	1 Lap	2:00.546
31	1 Lap	1:56.409
99	1 Lap	1:55.716
89	1 Lap	1:59.171
57	26.904	1:45.929
30	31.546	1:48.239
74	36.932	1:48.038
33	1 Lap	1:59.477
75	40.865	1:46.804
100	1 Lap	2:03.167
29	44.017	1:50.065
8	44.864	1:48.194
27	48.964	1:48.778
61	49.149	1:49.249
146	49.596	1:55.150
4	1:01.377	1:49.029
60	1:01.647	1:49.344
162	1:26.541	1:54.181
46	1:26.948	1:52.805
2	1:38.146	1:53.320
98	1 Lap	2:10.906

Cadwell Park

Circuit Length = 2.1800 miles

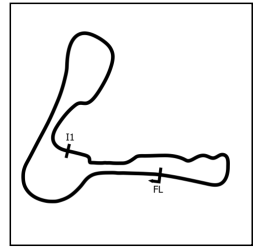
Start: 10:22 Flag 10:36 End: 10:38

Printed - 10:39 Sunday, 08 August 2021

# International Sidecar Revival Meeting 2021

## DFDS Yamaha Past Masters

### RACE 1 - SECTOR ANALYSIS



SECTOR 1 = FL to I1, SECTOR 2 = I1 to FL, DIFF = Difference To Personal Best Lap, P = Crossed Finish Line in Pit Lane, D = Time Disallowed

<b>P1 24</b>		<b>Scott CARSON</b>		Yamaha TZR250 - Brian Grays Powerbiking, All England Diamon			
IDEAL LAP TIME : 1:42.114		BEST LAP TIME : 1:42.391		DIFFERENCE : 0.277			
LAP	SECTOR 1	SECTOR 2	LAP TIME	MPH	DIFF	TIME OF DAY	
1 -		42.689	1:47.619	72.92	5.228	10:24:21.097	
2 -	59.764	<b>42.657</b>	1:42.421 (2)	76.62	0.030	10:26:03.518	
3 -	<b>59.457</b>	42.934	<b>1:42.391 (1)</b>	<b>76.64</b>		<b>10:27:45.909</b>	
4 -	1:00.095	42.795	1:42.890 (3)	76.27	0.499	10:29:28.799	
5 -	1:00.535	43.414	1:43.949	75.49	1.558	10:31:12.748	
6 -	1:00.385	44.608	1:44.993	74.74	2.602	10:32:57.741	
7 -	1:00.710	44.512	1:45.222	74.58	2.831	10:34:42.963	
8 -	1:00.600	44.176	1:44.776	74.90	2.385	10:36:27.739	

<b>P2 13</b>		<b>Doug EDMONDSON</b>		Yamaha TZR250 - Stan Stephens Tuning			
IDEAL LAP TIME : 1:43.592		BEST LAP TIME : 1:43.917		DIFFERENCE : 0.325			
LAP	SECTOR 1	SECTOR 2	LAP TIME	MPH	DIFF	TIME OF DAY	
1 -		43.388	1:49.103	71.93	5.186	10:24:22.581	
2 -	1:00.994	43.537	1:44.531	75.07	0.614	10:26:07.112	
3 -	1:01.194	43.291	1:44.485	75.11	0.568	10:27:51.597	
4 -	1:01.478	43.410	1:44.888	74.82	0.971	10:29:36.485	
5 -	1:01.052	43.497	1:44.549	75.06	0.632	10:31:21.034	
6 -	1:00.857	<b>43.060</b>	<b>1:43.917 (1)</b>	<b>75.52</b>		<b>10:33:04.951</b>	
7 -	1:00.673	43.751	1:44.424 (3)	75.15	0.507	10:34:49.375	
8 -	<b>1:00.532</b>	43.420	1:43.952 (2)	75.49	0.035	10:36:33.327	

<b>P3 19</b>		<b>Peter BRANTON</b>		Yamaha TZR250 - Exactweld Racing			
IDEAL LAP TIME : 1:43.008		BEST LAP TIME : 1:43.380		DIFFERENCE : 0.372			
LAP	SECTOR 1	SECTOR 2	LAP TIME	MPH	DIFF	TIME OF DAY	
1 -		44.560	1:52.133	69.98	8.753	10:24:25.611	
2 -	1:01.160	44.367	1:45.527	74.37	2.147	10:26:11.138	
3 -	1:01.383	44.665	1:46.048	74.00	2.668	10:27:57.186	
4 -	1:01.274	43.978	1:45.252	74.56	1.872	10:29:42.438	
5 -	1:01.013	43.400	1:44.413 (3)	75.16	1.033	10:31:26.851	
6 -	1:00.489	<b>42.891</b>	<b>1:43.380 (1)</b>	<b>75.91</b>		<b>10:33:10.231</b>	
7 -	<b>1:00.117</b>	44.268	1:44.385 (2)	75.18	1.005	10:34:54.616	
8 -	1:01.415	43.258	1:44.673	74.97	1.293	10:36:39.289	

<b>P4 15</b>		<b>Billy PERKINS</b>		Yamaha TZR250 - T.w fuggle & son / Ashford tarmac			
IDEAL LAP TIME : 1:42.968		BEST LAP TIME : 1:43.416		DIFFERENCE : 0.448			
LAP	SECTOR 1	SECTOR 2	LAP TIME	MPH	DIFF	TIME OF DAY	
1 -		44.412	1:51.675	70.27	8.259	10:24:25.153	
2 -	1:01.949	44.723	1:46.672	73.57	3.256	10:26:11.825	
3 -	1:00.881	44.655	1:45.536	74.36	2.120	10:27:57.361	
4 -	1:01.339	44.069	1:45.408	74.45	1.992	10:29:42.769	
5 -	<b>59.993</b>	43.474	1:43.467 (2)	75.85	0.051	10:31:26.236	
6 -	1:00.441	<b>42.975</b>	<b>1:43.416 (1)</b>	<b>75.88</b>		<b>10:33:09.652</b>	
7 -	1:00.880	44.175	1:45.055 (3)	74.70	1.639	10:34:54.707	
8 -	1:01.561	43.960	1:45.521	74.37	2.105	10:36:40.228	

Weather / Track : Cloudy / Dry

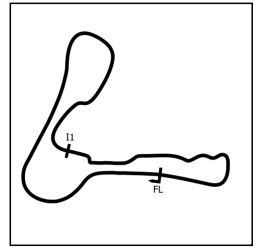
Cadwell Park  
 Circuit Length = 2.1800 miles  
 Start: 10:22 Flag 10:36 End: 10:38



# International Sidecar Revival Meeting 2021

## DFDS Yamaha Past Masters

### RACE 1 - SECTOR ANALYSIS



SECTOR 1 = FL to I1, SECTOR 2 = I1 to FL, DIFF = Difference To Personal Best Lap, P = Crossed Finish Line in Pit Lane, D = Time Disallowed

<b>P5 57</b>		<b>Geoff MOOK</b>		Yamaha TZR250 -		
IDEAL LAP TIME : 1:44.167		BEST LAP TIME : 1:44.173		DIFFERENCE : 0.006		
LAP	SECTOR 1	SECTOR 2	LAP TIME	MPH	DIFF	TIME OF DAY
1 -		45.362	1:57.673	66.69	13.500	10:24:31.151
2 -	1:03.248	45.803	1:49.051	71.96	4.878	10:26:20.202
3 -	1:02.510	44.852	1:47.362	73.09	3.189	10:28:07.564
4 -	<b>1:00.897</b>	45.101	1:45.998	74.03	1.825	10:29:53.562
5 -	1:01.364	43.834	1:45.198 (2)	74.60	1.025	10:31:38.760
6 -	1:01.298	44.483	1:45.781 (3)	74.19	1.608	10:33:24.541
7 -	1:00.903	<b>43.270</b>	<b>1:44.173 (1)</b>	<b>75.33</b>		<b>10:35:08.714</b>
8 -	1:01.649	44.280	1:45.929	74.08	1.756	10:36:54.643

<b>P6 30</b>		<b>Alan COOPER</b>		Yamaha TZR250 - twistgrip motorcycles		
IDEAL LAP TIME :		BEST LAP TIME : 1:46.382		DIFFERENCE :		
LAP	SECTOR 1	SECTOR 2	LAP TIME	MPH	DIFF	TIME OF DAY
1 -			1:54.413	68.59	8.031	10:24:27.891
2 -			1:47.303	73.13	0.921	10:26:15.194
3 -			1:48.160	72.55	1.778	10:28:03.354
4 -			1:47.269 (3)	73.16	0.887	10:29:50.623
5 -			1:47.376	73.08	0.994	10:31:37.999
6 -			<b>1:46.382 (1)</b>	<b>73.77</b>		<b>10:33:24.381</b>
7 -			1:46.665 (2)	73.57	0.283	10:35:11.046
8 -			1:48.239	72.50	1.857	10:36:59.285

<b>P7 74</b>		<b>Paul WHITBY</b>		Yamaha TZR250 - Greybridge Ltd		
IDEAL LAP TIME : 1:45.818		BEST LAP TIME : 1:46.539		DIFFERENCE : 0.721		
LAP	SECTOR 1	SECTOR 2	LAP TIME	MPH	DIFF	TIME OF DAY
1 -		45.748	1:57.320	66.89	10.781	10:24:30.798
2 -	1:03.512	46.047	1:49.559	71.63	3.020	10:26:20.357
3 -	1:02.105	<b>44.788</b>	1:46.893 (2)	73.41	0.354	10:28:07.250
4 -	<b>1:01.030</b>	47.001	1:48.031	72.64	1.492	10:29:55.281
5 -	1:01.714	45.442	1:47.156 (3)	73.23	0.617	10:31:42.437
6 -	1:02.523	45.134	1:47.657	72.89	1.118	10:33:30.094
7 -	1:01.620	44.919	<b>1:46.539 (1)</b>	<b>73.66</b>		<b>10:35:16.633</b>
8 -	1:01.844	46.194	1:48.038	72.64	1.499	10:37:04.671

<b>P8 75</b>		<b>David HEWSON</b>		Yamaha TZR250 - Obsession Engineering Limited		
IDEAL LAP TIME : 1:46.313		BEST LAP TIME : 1:46.653		DIFFERENCE : 0.340		
LAP	SECTOR 1	SECTOR 2	LAP TIME	MPH	DIFF	TIME OF DAY
1 -		45.525	1:58.493	66.23	11.840	10:24:31.971
2 -	1:03.484	45.906	1:49.390	71.74	2.737	10:26:21.361
3 -	1:03.685	45.757	1:49.442	71.70	2.789	10:28:10.803
4 -	1:03.338	46.073	1:49.411	71.73	2.758	10:30:00.214
5 -	1:02.702	44.735	1:47.437 (3)	73.04	0.784	10:31:47.651
6 -	1:03.196	<b>44.300</b>	1:47.496	73.00	0.843	10:33:35.147
7 -	<b>1:02.013</b>	44.640	<b>1:46.653 (1)</b>	<b>73.58</b>		<b>10:35:21.800</b>
8 -	1:02.198	44.606	1:46.804 (2)	73.48	0.151	10:37:08.604

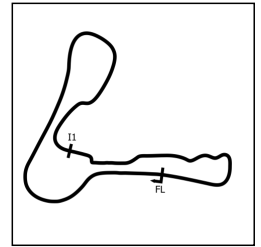
Weather / Track : Cloudy / Dry

Cadwell Park  
Circuit Length = 2.1800 miles  
Start: 10:22 Flag 10:36 End: 10:38

# International Sidecar Revival Meeting 2021

## DFDS Yamaha Past Masters

### RACE 1 - SECTOR ANALYSIS



SECTOR 1 = FL to I1, SECTOR 2 = I1 to FL, DIFF = Difference To Personal Best Lap, P = Crossed Finish Line in Pit Lane, D = Time Disallowed

<b>P9</b>	<b>29</b>	<b>Derek CRIPPS</b>	Yamaha TZR250 - Kelly Cripps - Team FBR			
IDEAL LAP TIME : 1:48.039		BEST LAP TIME : 1:48.666	DIFFERENCE : 0.627			

LAP	SECTOR 1	SECTOR 2	LAP TIME	MPH	DIFF	TIME OF DAY
1 -		<b>45.300</b>	1:53.907	68.89	5.241	10:24:27.385
2 -	<b>1:02.739</b>	45.927	<b>1:48.666 (1)</b>	<b>72.22</b>		<b>10:26:16.051</b>
3 -	1:02.868	46.029	1:48.897	72.06	0.231	10:28:04.948
4 -	1:03.000	45.843	1:48.843 (2)	72.10	0.177	10:29:53.791
5 -	1:02.851	46.003	1:48.854 (3)	72.09	0.188	10:31:42.645
6 -	1:03.570	45.782	1:49.352	71.76	0.686	10:33:31.997
7 -	1:03.466	46.228	1:49.694	71.54	1.028	10:35:21.691
8 -	1:04.163	45.902	1:50.065	71.30	1.399	10:37:11.756

<b>P10</b>	<b>8 C</b>	<b>David BALL</b>	Yamaha TZR250 - Gardiner Page and Roe pension consultants			
IDEAL LAP TIME : 1:47.573		BEST LAP TIME : 1:47.799	DIFFERENCE : 0.226			

LAP	SECTOR 1	SECTOR 2	LAP TIME	MPH	DIFF	TIME OF DAY
1 -		46.630	1:56.588	67.31	8.789	10:24:30.066
2 -	1:03.255	46.394	1:49.649	71.57	1.850	10:26:19.715
3 -	1:04.277	46.037	1:50.314	71.14	2.515	10:28:10.029
4 -	1:03.307	47.135	1:50.442	71.06	2.643	10:30:00.471
5 -	1:02.954	45.327	1:48.281	72.47	0.482	10:31:48.752
6 -	1:02.692	<b>45.107</b>	<b>1:47.799 (1)</b>	<b>72.80</b>		<b>10:33:36.551</b>
7 -	<b>1:02.466</b>	45.392	1:47.858 (2)	72.76	0.059	10:35:24.409
8 -	1:02.779	45.415	1:48.194 (3)	72.53	0.395	10:37:12.603

<b>P11</b>	<b>27 C</b>	<b>Richard HAYWARD</b>	Yamaha TZR250 - Hazel Motors/ Gforce			
IDEAL LAP TIME : 1:48.114		BEST LAP TIME : 1:48.114	DIFFERENCE : 0.000			

LAP	SECTOR 1	SECTOR 2	LAP TIME	MPH	DIFF	TIME OF DAY
1 -		45.657	1:58.115	66.44	10.001	10:24:31.593
2 -		46.123	1:50.098	71.28	1.984	10:26:21.691
3 -	1:03.521	46.419	1:49.940	71.38	1.826	10:28:11.631
4 -	1:03.355	46.151	1:49.506	71.66	1.392	10:30:01.137
5 -	<b>1:02.721</b>	<b>45.393</b>	<b>1:48.114 (1)</b>	<b>72.59</b>		<b>10:31:49.251</b>
6 -	1:03.154	46.487	1:49.641	71.57	1.527	10:33:38.892
7 -	1:03.517	45.516	1:49.033 (3)	71.97	0.919	10:35:27.925
8 -	1:03.205	45.573	1:48.778 (2)	72.14	0.664	10:37:16.703

<b>P12</b>	<b>61</b>	<b>Paul WELCH</b>	Yamaha TZR250 -			
IDEAL LAP TIME : 1:47.905		BEST LAP TIME : 1:47.954	DIFFERENCE : 0.049			

LAP	SECTOR 1	SECTOR 2	LAP TIME	MPH	DIFF	TIME OF DAY
1 -		45.921	1:57.191	66.96	9.237	10:24:30.669
2 -	1:04.202	46.053	1:50.255	71.18	2.301	10:26:20.924
3 -	1:03.418	47.057	1:50.475	71.03	2.521	10:28:11.399
4 -	1:03.343	46.888	1:50.231	71.19	2.277	10:30:01.630
5 -	1:02.659	<b>45.295</b>	<b>1:47.954 (1)</b>	<b>72.69</b>		<b>10:31:49.584</b>
6 -	<b>1:02.610</b>	47.309	1:49.919	71.39	1.965	10:33:39.503
7 -	1:02.749	45.387	1:48.136 (2)	72.57	0.182	10:35:27.639
8 -	1:03.366	45.883	1:49.249 (3)	71.83	1.295	10:37:16.888

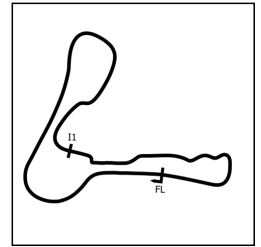
Weather / Track : Cloudy / Dry

Cadwell Park  
 Circuit Length = 2.1800 miles  
 Start: 10:22 Flag 10:36 End: 10:38

# International Sidecar Revival Meeting 2021

## DFDS Yamaha Past Masters

### RACE 1 - SECTOR ANALYSIS



SECTOR 1 = FL to I1, SECTOR 2 = I1 to FL, DIFF = Difference To Personal Best Lap, P = Crossed Finish Line in Pit Lane, D = Time Disallowed

P13 146		Michael MACE		Yamaha TZR250 - Kevin Marshall			
IDEAL LAP TIME : 1:46.833		BEST LAP TIME : 1:46.913		DIFFERENCE : 0.080			
LAP	SECTOR 1	SECTOR 2	LAP TIME	MPH	DIFF	TIME OF DAY	
1 -		45.367	1:55.799	67.77	8.886	10:24:29.277	
2 -	1:04.775	46.192	1:50.967	70.72	4.054	10:26:20.244	
3 -	1:04.544	45.887	1:50.431	71.06	3.518	10:28:10.675	
4 -	1:03.203	45.352	1:48.555	72.29	1.642	10:29:59.230	
5 -	1:03.166	45.206	1:48.372 (3)	72.41	1.459	10:31:47.602	
6 -	1:03.126	<b>44.544</b>	1:47.670 (2)	72.89	0.757	10:33:35.272	
7 -	<b>1:02.289</b>	44.624	<b>1:46.913 (1)</b>	<b>73.40</b>		<b>10:35:22.185</b>	
8 -	1:03.670	51.480	1:55.150	68.15	8.237	10:37:17.335	

P14 4		Denis HALL		Yamaha TZR250 - D & A AUTOS			
IDEAL LAP TIME : 1:49.029		BEST LAP TIME : 1:49.029		DIFFERENCE : 0.000			
LAP	SECTOR 1	SECTOR 2	LAP TIME	MPH	DIFF	TIME OF DAY	
1 -		45.804	2:00.529	65.11	11.500	10:24:34.007	
2 -	1:06.123	46.616	1:52.739	69.61	3.710	10:26:26.746	
3 -	1:04.925	46.276	1:51.201	70.57	2.172	10:28:17.947	
4 -	1:04.252	46.045	1:50.297 (3)	71.15	1.268	10:30:08.244	
5 -	1:04.225	46.614	1:50.839	70.80	1.810	10:31:59.083	
6 -	1:04.791	46.200	1:50.991	70.70	1.962	10:33:50.074	
7 -	1:04.360	45.653	1:50.013 (2)	71.33	0.984	10:35:40.087	
8 -	<b>1:03.659</b>	<b>45.370</b>	<b>1:49.029 (1)</b>	<b>71.98</b>		<b>10:37:29.116</b>	

P15 60 C		Daniel GOUGH		Yamaha TZR250 - G Force Motorcycles			
IDEAL LAP TIME : 1:49.251		BEST LAP TIME : 1:49.344		DIFFERENCE : 0.093			
LAP	SECTOR 1	SECTOR 2	LAP TIME	MPH	DIFF	TIME OF DAY	
1 -		47.086	2:00.263	65.25	10.919	10:24:33.741	
2 -	1:06.112	47.584	1:53.696	69.02	4.352	10:26:27.437	
3 -	1:05.193	46.193	1:51.386	70.45	2.042	10:28:18.823	
4 -	1:04.578	45.842	1:50.420	71.07	1.076	10:30:09.243	
5 -	<b>1:04.000</b>	46.228	1:50.228 (3)	71.19	0.884	10:31:59.471	
6 -	1:04.164	45.941	1:50.105 (2)	71.27	0.761	10:33:49.576	
7 -	1:04.338	46.128	1:50.466	71.04	1.122	10:35:40.042	
8 -	1:04.093	<b>45.251</b>	<b>1:49.344 (1)</b>	<b>71.77</b>		<b>10:37:29.386</b>	

P16 162		Darren COOPER		Yamaha TZR250 -			
IDEAL LAP TIME : 1:51.739		BEST LAP TIME : 1:51.814		DIFFERENCE : 0.075			
LAP	SECTOR 1	SECTOR 2	LAP TIME	MPH	DIFF	TIME OF DAY	
1 -		50.425	2:08.590	61.03	16.776	10:24:42.068	
2 -	1:06.103	47.809	1:53.912	68.89	2.098	10:26:35.980	
3 -	1:05.375	47.517	1:52.892 (3)	69.51	1.078	10:28:28.872	
4 -	1:05.453	<b>46.798</b>	1:52.251 (2)	69.91	0.437	10:30:21.123	
5 -	<b>1:04.941</b>	46.873	<b>1:51.814 (1)</b>	<b>70.18</b>		<b>10:32:12.937</b>	
6 -	1:05.499	47.652	1:53.151	69.35	1.337	10:34:06.088	
7 -	1:06.546	47.465	1:54.011	68.83	2.197	10:36:00.099	
8 -	1:06.158	48.023	1:54.181	68.73	2.367	10:37:54.280	

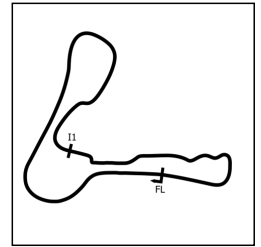
Weather / Track : Cloudy / Dry

Cadwell Park  
 Circuit Length = 2.1800 miles  
 Start: 10:22 Flag 10:36 End: 10:38

# International Sidecar Revival Meeting 2021

## DFDS Yamaha Past Masters

### RACE 1 - SECTOR ANALYSIS



SECTOR 1 = FL to I1, SECTOR 2 = I1 to FL, DIFF = Difference To Personal Best Lap, P = Crossed Finish Line in Pit Lane, D = Time Disallowed

P17 46 C		Kevin MARSHALL		Yamaha TZR250 -			
IDEAL LAP TIME : 1:52.504		BEST LAP TIME : 1:52.617		DIFFERENCE : 0.113			
LAP	SECTOR 1	SECTOR 2	LAP TIME	MPH	DIFF	TIME OF DAY	
1 -		47.985	2:03.476	63.55	10.859	10:24:36.954	
2 -	1:06.027	47.995	1:54.022	68.82	1.405	10:26:30.976	
3 -	1:06.293	48.099	1:54.392	68.60	1.775	10:28:25.368	
4 -	1:06.203	47.743	1:53.946 (3)	68.87	1.329	10:30:19.314	
5 -	1:06.323	47.786	1:54.109	68.77	1.492	10:32:13.423	
6 -	1:05.909	49.933	1:55.842	67.74	3.225	10:34:09.265	
7 -	1:05.290	<b>47.327</b>	<b>1:52.617 (1)</b>	<b>69.68</b>		<b>10:36:01.882</b>	
8 -	<b>1:05.177</b>	47.628	1:52.805 (2)	69.57	0.188	10:37:54.687	

P18 2 C		Lee HUFF		Yamaha TZR250 -			
IDEAL LAP TIME : 1:53.265		BEST LAP TIME : 1:53.320		DIFFERENCE : 0.055			
LAP	SECTOR 1	SECTOR 2	LAP TIME	MPH	DIFF	TIME OF DAY	
1 -		53.019	2:12.395	59.27	19.075	10:24:45.873	
2 -	1:06.290	50.374	1:56.664	67.27	3.344	10:26:42.537	
3 -	1:05.740	48.347	1:54.087	68.79	0.767	10:28:36.624	
4 -	1:05.871	48.153	1:54.024	68.82	0.704	10:30:30.648	
5 -	1:05.936	48.367	1:54.303	68.66	0.983	10:32:24.951	
6 -	1:05.834	48.153	1:53.987 (3)	68.85	0.667	10:34:18.938	
7 -	1:05.630	<b>47.997</b>	1:53.627 (2)	69.06	0.307	10:36:12.565	
8 -	<b>1:05.268</b>	48.052	<b>1:53.320 (1)</b>	<b>69.25</b>		<b>10:38:05.885</b>	

P19 54 C		John HOLD		Yamaha RD350 YPVS -			
IDEAL LAP TIME : 1:58.526		BEST LAP TIME : 1:58.539		DIFFERENCE : 0.013			
LAP	SECTOR 1	SECTOR 2	LAP TIME	MPH	DIFF	TIME OF DAY	
1 -		50.598	2:08.401	61.12	9.862	10:24:41.879	
2 -	1:10.036	50.525	2:00.561	65.09	2.022	10:26:42.440	
3 -	1:08.848	50.127	1:58.975	65.96	0.436	10:28:41.415	
4 -	1:09.624	50.124	1:59.748	65.53	1.209	10:30:41.163	
5 -	1:08.793	<b>49.746</b>	<b>1:58.539 (1)</b>	<b>66.20</b>		<b>10:32:39.702</b>	
6 -	1:09.159	49.799	1:58.958 (3)	65.97	0.419	10:34:38.660	
7 -	<b>1:08.780</b>	49.801	1:58.581 (2)	66.18	0.042	10:36:37.241	

P20 67		Mark BAILEY		Yamaha TZR250 -			
IDEAL LAP TIME : 1:56.590		BEST LAP TIME : 1:56.687		DIFFERENCE : 0.097			
LAP	SECTOR 1	SECTOR 2	LAP TIME	MPH	DIFF	TIME OF DAY	
1 -		53.450	2:13.497	58.78	16.810	10:24:46.975	
2 -	1:12.061	51.381	2:03.442	63.57	6.755	10:26:50.417	
3 -	1:11.152	52.024	2:03.176	63.71	6.489	10:28:53.593	
4 -	1:09.694	49.331	1:59.025	65.93	2.338	10:30:52.618	
5 -	1:08.838	<b>48.703</b>	1:57.541 (3)	66.76	0.854	10:32:50.159	
6 -	1:08.329	48.999	1:57.328 (2)	66.88	0.641	10:34:47.487	
7 -	<b>1:07.887</b>	48.800	<b>1:56.687 (1)</b>	<b>67.25</b>		<b>10:36:44.174</b>	

P21 17 R		Dan MILES		Yamaha TZR250 -			
IDEAL LAP TIME : 1:58.110		BEST LAP TIME : 1:58.232		DIFFERENCE : 0.122			
LAP	SECTOR 1	SECTOR 2	LAP TIME	MPH	DIFF	TIME OF DAY	
1 -		52.693	2:13.772	58.66	15.540	10:24:47.250	
2 -	1:08.495	<b>49.737</b>	<b>1:58.232 (1)</b>	<b>66.37</b>		<b>10:26:45.482</b>	
3 -	1:09.464	50.584	2:00.048 (2)	65.37	1.816	10:28:45.530	
4 -	1:09.672	50.544	2:00.216 (3)	65.28	1.984	10:30:45.746	
5 -	1:10.254	51.147	2:01.401	64.64	3.169	10:32:47.147	
6 -	1:11.148	50.731	2:01.879	64.39	3.647	10:34:49.026	
7 -	<b>1:08.373</b>	52.173	2:00.546	65.10	2.314	10:36:49.572	

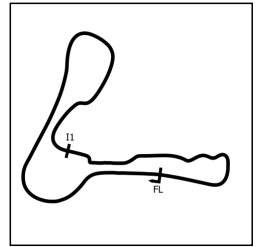
Weather / Track : Cloudy / Dry

Cadwell Park  
Circuit Length = 2.1800 miles  
Start: 10:22 Flag 10:36 End: 10:38

# International Sidecar Revival Meeting 2021

## DFDS Yamaha Past Masters

### RACE 1 - SECTOR ANALYSIS



SECTOR 1 = FL to I1, SECTOR 2 = I1 to FL, DIFF = Difference To Personal Best Lap, P = Crossed Finish Line in Pit Lane, D = Time Disallowed

P22 31 C		Rob FARMER		Yamaha TZR250 -		
IDEAL LAP TIME : 1:56.409		BEST LAP TIME : 1:56.409		DIFFERENCE : 0.000		
LAP	SECTOR 1	SECTOR 2	LAP TIME	MPH	DIFF	TIME OF DAY
1 -			2:20.371	55.90	23.962	10:24:53.849
2 -	1:09.478	50.607	2:00.085	65.35	3.676	10:26:53.934
3 -	1:11.170	51.099	2:02.269	64.18	5.860	10:28:56.203
4 -	1:08.768	51.856	2:00.624	65.06	4.215	10:30:56.827
5 -	1:08.939	49.603	1:58.542 (3)	66.20	2.133	10:32:55.369
6 -	1:08.803	49.418	1:58.221 (2)	66.38	1.812	10:34:53.590
7 -	<b>1:07.409</b>	<b>49.000</b>	<b>1:56.409 (1)</b>	<b>67.41</b>		<b>10:36:49.999</b>

P23 99 C		Paul FIRTH		Yamaha TZR250 - Joanne Porter		
IDEAL LAP TIME : 1:55.716		BEST LAP TIME : 1:55.716		DIFFERENCE : 0.000		
LAP	SECTOR 1	SECTOR 2	LAP TIME	MPH	DIFF	TIME OF DAY
1 -		53.071	2:12.305	59.31	16.589	10:24:45.783
2 -	1:12.317	51.501	2:03.818	63.38	8.102	10:26:49.601
3 -	1:11.490	52.154	2:03.644	63.47	7.928	10:28:53.245
4 -	1:11.167	52.218	2:03.385	63.60	7.669	10:30:56.630
5 -	1:09.981	50.597	2:00.578 (3)	65.08	4.862	10:32:57.208
6 -	1:07.959	49.792	1:57.751 (2)	66.64	2.035	10:34:54.959
7 -	<b>1:06.738</b>	<b>48.978</b>	<b>1:55.716 (1)</b>	<b>67.82</b>		<b>10:36:50.675</b>

P24 89		Andrew TEMPEST		Yamaha TZR250 - Gecko racing/mar-ti titanium		
IDEAL LAP TIME : 1:58.723		BEST LAP TIME : 1:59.171		DIFFERENCE : 0.448		
LAP	SECTOR 1	SECTOR 2	LAP TIME	MPH	DIFF	TIME OF DAY
1 -		53.344	2:14.105	58.52	14.934	10:24:47.583
2 -	1:11.168	51.466	2:02.634	63.99	3.463	10:26:50.217
3 -	1:11.170	50.008	2:01.178	64.76	2.007	10:28:51.395
4 -	1:10.356	50.811	2:01.167	64.77	1.996	10:30:52.562
5 -	1:10.026	50.047	2:00.073 (3)	65.36	0.902	10:32:52.635
6 -	<b>1:09.740</b>	49.939	1:59.679 (2)	65.57	0.508	10:34:52.314
7 -	1:10.188	<b>48.983</b>	<b>1:59.171 (1)</b>	<b>65.85</b>		<b>10:36:51.485</b>

P25 33 C		Kieran LEWIS		Yamaha TZR250 - Controls For Doors Ltd/ G Force Motorcycles		
IDEAL LAP TIME : 1:59.477		BEST LAP TIME : 1:59.477		DIFFERENCE : 0.000		
LAP	SECTOR 1	SECTOR 2	LAP TIME	MPH	DIFF	TIME OF DAY
1 -		52.165	2:15.353	57.98	15.876	10:24:48.831
2 -	1:11.864	51.620	2:03.484 (3)	63.55	4.007	10:26:52.315
3 -	1:11.981	52.498	2:04.479	63.04	5.002	10:28:56.794
4 -	1:12.006	52.705	2:04.711	62.93	5.234	10:31:01.505
5 -	1:10.583	50.836	2:01.419 (2)	64.63	1.942	10:33:02.924
6 -	1:11.827	51.821	2:03.648	63.47	4.171	10:35:06.572
7 -	<b>1:09.402</b>	<b>50.075</b>	<b>1:59.477 (1)</b>	<b>65.68</b>		<b>10:37:06.049</b>

P26 100 R		Adam COLLINS		Yamaha TZR250 - www.ypmrc.co.uk		
IDEAL LAP TIME : 2:02.088		BEST LAP TIME : 2:02.619		DIFFERENCE : 0.531		
LAP	SECTOR 1	SECTOR 2	LAP TIME	MPH	DIFF	TIME OF DAY
1 -		52.940	2:15.200	58.04	12.581	10:24:48.678
2 -	<b>1:11.186</b>	52.047	2:03.233 (3)	63.68	0.614	10:26:51.911
3 -	1:12.215	52.170	2:04.385	63.09	1.766	10:28:56.296
4 -	1:11.604	52.315	2:03.919	63.33	1.300	10:31:00.215
5 -	1:11.348	51.271	<b>2:02.619 (1)</b>	<b>64.00</b>		<b>10:33:02.834</b>
6 -	1:11.609	52.082	2:03.691	63.44	1.072	10:35:06.525
7 -	1:12.265	<b>50.902</b>	2:03.167 (2)	63.71	0.548	10:37:09.692

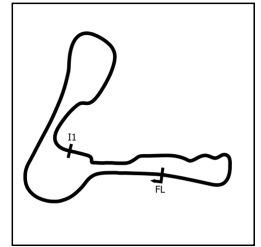
Weather / Track : Cloudy / Dry

Cadwell Park  
Circuit Length = 2.1800 miles  
Start: 10:22 Flag 10:36 End: 10:38

# International Sidecar Revival Meeting 2021

## DFDS Yamaha Past Masters

### RACE 1 - SECTOR ANALYSIS



SECTOR 1 = FL to I1, SECTOR 2 = I1 to FL, DIFF = Difference To Personal Best Lap, P = Crossed Finish Line in Pit Lane, D = Time Disallowed

<b>P27 98 C Sarah ENGLISH</b>		Yamaha TZR250 - Tempest Revivals / English Moss Nail Art				
IDEAL LAP TIME : 2:09.733		BEST LAP TIME : 2:10.456		DIFFERENCE : 0.723		
LAP	SECTOR 1	SECTOR 2	LAP TIME	MPH	DIFF	TIME OF DAY
1 -		56.731	2:26.077	53.72	15.621	10:24:59.555
2 -	1:18.082	55.392	2:13.474	58.79	3.018	10:27:13.029
3 -	1:17.535	<b>54.348</b>	2:11.883	59.50	1.427	10:29:24.912
4 -	1:15.970	55.063	2:11.033 (3)	59.89	0.577	10:31:35.945
5 -	1:15.578	55.511	2:11.089	59.86	0.633	10:33:47.034
<b>6 -</b>	<b>1:15.385</b>	55.071	<b>2:10.456 (1)</b>	<b>60.15</b>		<b>10:35:57.490</b>
7 -	1:16.005	54.901	2:10.906 (2)	59.95	0.450	10:38:08.396

<b>P28 73 R Colvin TURNER</b>		Yamaha TZR250 -				
IDEAL LAP TIME : 1:59.018		BEST LAP TIME : 1:59.035		DIFFERENCE : 0.017		
LAP	SECTOR 1	SECTOR 2	LAP TIME	MPH	DIFF	TIME OF DAY
1 -		53.592	2:13.219 (3)	58.91	14.184	10:24:46.697
<b>2 -</b>	1:09.466	<b>49.569</b>	<b>1:59.035 (1)</b>	<b>65.93</b>		<b>10:26:45.732</b>
3 -	<b>1:09.449</b>	50.832	2:00.281 (2)	65.24	1.246	10:28:46.013

# International Sidecar Revival Meeting 2021

## DFDS Yamaha Past Masters

### RACE 1 - BEST SECTORS

SECTOR 1				SECTOR 2				IDEAL / BEST COMPARISON				
POS	NO	NAME	TIME	NO	NAME	TIME	POS	NO	NAME	IDEAL	BEST	DIFF
									<b>PERFECT LAP</b>	<b>1:42.114</b>		
1	24	CARSON	59.457	24	CARSON	42.657	1	24	CARSON	1:42.114	1:42.391	0.277
2	15	PERKINS	59.993	19	BRANTON	42.891	2	15	PERKINS	1:42.968	1:43.416	0.448
3	19	BRANTON	1:00.117	15	PERKINS	42.975	3	19	BRANTON	1:43.008	1:43.380	0.372
4	13	EDMONDSON	1:00.532	13	EDMONDSON	43.060	4	13	EDMONDSON	1:43.592	1:43.917	0.325
5	57	MOOK	1:00.897	57	MOOK	43.270	5	57	MOOK	1:44.167	1:44.173	0.006
6	74	WHITBY	1:01.030	75	HEWSON	44.300	6	74	WHITBY	1:45.818	1:46.539	0.721
7	75	HEWSON	1:02.013	146	MACE	44.544	7	75	HEWSON	1:46.313	1:46.653	0.340
8	146	MACE	1:02.289	74	WHITBY	44.788	8	146	MACE	1:46.833	1:46.913	0.080
9	8	BALL	1:02.466	8	BALL	45.107	9	8	BALL	1:47.573	1:47.799	0.226
10	61	WELCH	1:02.610	60	GOUGH	45.251	10	61	WELCH	1:47.905	1:47.954	0.049
11	27	HAYWARD	1:02.721	61	WELCH	45.295	11	29	CRIPPS	1:48.039	1:48.666	0.627
12	29	CRIPPS	1:02.739	29	CRIPPS	45.300	12	27	HAYWARD	1:48.114	1:48.114	0.000
13	4	HALIL	1:03.659	4	HALIL	45.370	13	4	HALIL	1:49.029	1:49.029	0.000
14	60	GOUGH	1:04.000	27	HAYWARD	45.393	14	60	GOUGH	1:49.251	1:49.344	0.093
15	162	COOPER	1:04.941	162	COOPER	46.798	15	162	COOPER	1:51.739	1:51.814	0.075
16	46	MARSHALL	1:05.177	46	MARSHALL	47.327	16	46	MARSHALL	1:52.504	1:52.617	0.113
17	2	HUFF	1:05.268	2	HUFF	47.997	17	2	HUFF	1:53.265	1:53.320	0.055
18	99	FIRTH	1:06.738	67	BAILEY	48.703	18	99	FIRTH	1:55.716	1:55.716	0.000
19	31	FARMER	1:07.409	99	FIRTH	48.978	19	31	FARMER	1:56.409	1:56.409	0.000
20	67	BAILEY	1:07.887	89	TEMPEST	48.983	20	67	BAILEY	1:56.590	1:56.687	0.097
21	17	MILES	1:08.373	31	FARMER	49.000	21	17	MILES	1:58.110	1:58.232	0.122
22	54	HOLD	1:08.780	73	TURNER	49.569	22	54	HOLD	1:58.526	1:58.539	0.013
23	33	LEWIS	1:09.402	17	MILES	49.737	23	89	TEMPEST	1:58.723	1:59.171	0.448
24	73	TURNER	1:09.449	54	HOLD	49.746	24	73	TURNER	1:59.018	1:59.035	0.017
25	89	TEMPEST	1:09.740	33	LEWIS	50.075	25	33	LEWIS	1:59.477	1:59.477	0.000
26	100	COLLINS	1:11.186	100	COLLINS	50.902	26	100	COLLINS	2:02.088	2:02.619	0.531
27	98	ENGLISH	1:15.385	98	ENGLISH	54.348	27	98	ENGLISH	2:09.733	2:10.456	0.723
28							28	30	COOPER		1:46.382	
29												
30												

Weather / Track : Cloudy / Dry

Results can be found at [www.tsl-timing.com](http://www.tsl-timing.com)

Cadwell Park  
 Circuit Length = 2.1800 miles  
 Start: 10:22 Flag 10:36 End: 10:38

Printed - 10:39 Sunday, 08 August 2021

# International Sidecar Revival Meeting 2021

## DFDS Yamaha Past Masters

### RACE 1 - STATISTICS

**Competitors Started** 29  
**Planned Start** 2021-08-08 @ 10:30:00.000  
**Actual Start** 2021-08-08 @ 10:22:33.477  
**Finish Time** 2021-08-08 @ 10:36:27.738  
**Track Length** 2.1800mi.  
**Total Laps** 210  
**Total Distance Covered** 457.8039mi.

#### Session Fastest Lap History

NO	CL	NAME	LAP TIME	TIME OF DAY	LAP	VEHICLE
24		Scott CARSON	1:47.619	10:24:21.102	1	Yamaha TZR250
24		Scott CARSON	1:42.421	10:26:03.524	2	Yamaha TZR250
24		Scott CARSON	1:42.391	10:27:45.915	3	Yamaha TZR250

#### Session Leader History

NO	CL	NAME	FROM LAP	LAPS LED	DISTANCE	VEHICLE
24		Scott CARSON	1	8	17.44 miles	Yamaha TZR250

#### Flag History

TYPE	TIME OF DAY
GREEN	10:22:33.477
FINISH	10:36:27.738

#### Flag Statistics

TYPE	COUNT	TOTAL LAPS	TOTAL TIME
Green	1	8	15:41.298
Red	0	0	0.000
Safety Car	0	0	0.000
FCY	0	0	0.000



# International Sidecar Revival Meeting 2021

## DFDS Yamaha Past Masters

### RACE 1 - STATISTICS

**CLASS :**

15 Starters

#### Fastest Lap History

NO	NAME	LAP TIME	TIME OF DAY	LAP	VEHICLE
24	Scott CARSON	1:47.619	10:24:21.102	1	Yamaha TZR250
24	Scott CARSON	1:42.421	10:26:03.524	2	Yamaha TZR250
24	Scott CARSON	1:42.391	10:27:45.915	3	Yamaha TZR250

#### Leader History

NO	NAME	FROM LAP	LAPS LED	DISTANCE	VEHICLE
24	Scott CARSON	1	8	17.44 miles	Yamaha TZR250

# International Sidecar Revival Meeting 2021

## DFDS Yamaha Past Masters

### RACE 1 - STATISTICS

CLASS : C

11 Starters

#### Fastest Lap History

NO	NAME	LAP TIME	TIME OF DAY	LAP	VEHICLE
8	David BALL	<b>1:56.588</b>	10:24:30.095	1	Yamaha TZR250
8	David BALL	<b>1:49.649</b>	10:26:19.743	2	Yamaha TZR250
27	Richard HAYWARD	<b>1:49.506</b>	10:30:01.152	4	Yamaha TZR250
8	David BALL	<b>1:48.281</b>	10:31:48.780	5	Yamaha TZR250
27	Richard HAYWARD	<b>1:48.114</b>	10:31:49.266	5	Yamaha TZR250
8	David BALL	<b>1:47.799</b>	10:33:36.579	6	Yamaha TZR250

#### Leader History

NO	NAME	FROM LAP	LAPS LED	DISTANCE	VEHICLE
8	David BALL	1	8	17.44 miles	Yamaha TZR250

# International Sidecar Revival Meeting 2021

## DFDS Yamaha Past Masters

### RACE 1 - STATISTICS

**CLASS : R**

**3 Starters**

#### Fastest Lap History

NO	NAME	LAP TIME	TIME OF DAY	LAP	VEHICLE
73	Colvin TURNER	<b>2:13.219</b>	10:24:46.733	1	Yamaha TZR250
17	Dan MILES	<b>1:58.232</b>	10:26:45.498	2	Yamaha TZR250

#### Leader History

NO	NAME	FROM LAP	LAPS LED	DISTANCE	VEHICLE
73	Colvin TURNER	1	1	2.18 miles	Yamaha TZR250
17	Dan MILES	2	6	13.08 miles	Yamaha TZR250

**International Sidecar Revival Meeting 2021**
**DFDS Yamaha Past Masters**
**RACE 10 - GRID (8 Laps)**

ROW 10		28	2:10.456	<b>98</b> Sarah ENGLISH	29	<b>72</b> Chris THAY	30	<b>40</b> Douglas BEACOCK	
ROW 9	25	1:59.171	<b>89</b> Andrew TEMPEST	26	1:59.477	<b>33</b> Kieran LEWIS	27	2:02.619 <b>100</b> Adam COLLINS	
ROW 8		22	1:58.232	<b>17</b> Dan MILES	23	1:58.539	<b>54</b> John HOLD	24	1:59.035 <b>73</b> Colvin TURNER
ROW 7	19	1:55.716	<b>99</b> Paul FIRTH	20	1:56.409	<b>31</b> Rob FARMER	21	1:56.687 <b>67</b> Mark BAILEY	
ROW 6		16	1:51.814	<b>162</b> Darren COOPER	17	1:52.617	<b>46</b> Kevin MARSHALL	18	1:53.320 <b>2</b> Lee HUFF
ROW 5	13	1:48.666	<b>29</b> Derek CRIPPS	14	1:49.029	<b>4</b> Denis HALIL	15	1:49.344 <b>60</b> Daniel GOUGH	
ROW 4		10	1:47.799	<b>8</b> David BALL	11	1:47.954	<b>61</b> Paul WELCH	12	1:48.114 <b>27</b> Richard HAYWARD
ROW 3	7	1:46.539	<b>74</b> Paul WHITBY	8	1:46.653	<b>75</b> David HEWSON	9	1:46.913 <b>146</b> Michael MACE	
ROW 2		4	1:43.917	<b>13</b> Doug EDMONDSON	5	1:44.173	<b>57</b> Geoff MOOK	6	1:46.382 <b>30</b> Alan COOPER
ROW 1	1	1:42.391	<b>24</b> Scott CARSON	2	1:43.380	<b>19</b> Peter BRANTON	3	1:43.416 <b>15</b> Billy PERKINS	
			<b>Pole</b>						

Cadwell Park

Circuit Length = 2.1800 miles

**These results are provisional until the conclusion of any judicial and technical matters.**

Clerk Of Course :	Stewards :	Timekeeper : Craig Smith
-------------------	------------	--------------------------

 Results can be found at [www.tsl-timing.com](http://www.tsl-timing.com)

Printed - 10:40 Sunday, 08 August 2021



**International Sidecar Revival Meeting 2021**
**DFDS Yamaha Past Masters**
**RACE 10 - CLASSIFICATION**

POS	NO	CL	PIC NAME	ENTRY	LAPS	TIME	GAP	DIFF	MPH	BEST	ON
1	13		1 Doug EDMONDSON	Yamaha TZR250 - Stan Stephens Tuning	6	11:22.186			69.02	<b>1:50.120</b>	3
2	24		2 Scott CARSON	Yamaha TZR250 - Brian Grays Powerbiking,All Engl	6	11:26.111	<b>3.925</b>	3.925	68.63	<b>1:51.488</b>	5
3	15		3 Billy PERKINS	Yamaha TZR250 - T.w fuggle & son / Ashford tarmac	6	11:28.997	<b>6.811</b>	2.886	68.34	<b>1:51.826</b>	6
4	19		4 Peter BRANTON	Yamaha TZR250 - Exactweld Racing	6	11:30.889	<b>8.703</b>	1.892	68.15	<b>1:52.129</b>	5
5	30		5 Alan COOPER	Yamaha TZR250 - twistgrip motorcycles	6	11:43.546	<b>21.360</b>	12.657	66.93	<b>1:54.841</b>	5
6	74		6 Paul WHITBY	Yamaha TZR250 - Greybridge Ltd	6	11:57.047	<b>34.861</b>	13.501	65.66	<b>1:58.113</b>	4
7	75		7 David HEWSON	Yamaha TZR250 - Obsession Engineering Limited	6	11:59.885	<b>37.699</b>	2.838	65.41	<b>1:57.036</b>	6
8	29		8 Derek CRIPPS	Yamaha TZR250 - Kelly Cripps - Team FBR	6	12:00.973	<b>38.787</b>	1.088	65.31	<b>1:56.673</b>	5
9	57		9 Geoff MOOK	Yamaha TZR250 -	6	12:04.433	<b>42.247</b>	3.460	65.00	<b>1:57.349</b>	6
10	4		10 Denis HALIL	Yamaha TZR250 - D & A AUTOS	6	12:05.065	<b>42.879</b>	0.632	64.94	<b>1:57.746</b>	6
11	27	C	1 Richard HAYWARD	Yamaha TZR250 - Hazel Motors/ Gforce	6	12:06.068	<b>43.882</b>	1.003	64.85	<b>1:58.109</b>	5
12	60	C	2 Daniel GOUGH	Yamaha TZR250 - G Force Motorcycles	6	12:06.711	<b>44.525</b>	0.643	64.79	<b>1:57.772</b>	5
13	72	C	3 Chris THAY	Yamaha TZR250 - Scell-it uk	6	12:06.771	<b>44.585</b>	0.060	64.79	<b>1:57.399</b>	6
14	8	C	4 David BALL	Yamaha TZR250 - Gardiner Page and Roe pension c	6	12:06.921	<b>44.735</b>	0.150	64.77	<b>1:58.153</b>	6
15	2	C	5 Lee HUFF	Yamaha TZR250 -	6	12:18.900	<b>56.714</b>	11.979	63.72	<b>2:01.358</b>	3
16	46	C	6 Kevin MARSHALL	Yamaha TZR250 -	6	12:46.563	<b>1:24.377</b>	27.663	61.42	<b>2:05.830</b>	5
17	99	C	7 Paul FIRTH	Yamaha TZR250 - Joanne Porter	6	12:46.870	<b>1:24.684</b>	0.307	61.40	<b>2:03.528</b>	6
18	67		11 Mark BAILEY	Yamaha TZR250 -	6	12:55.209	<b>1:33.023</b>	8.339	60.74	<b>2:04.605</b>	6
19	31	C	8 Rob FARMER	Yamaha TZR250 -	6	13:07.375	<b>1:45.189</b>	12.166	59.80	<b>2:07.985</b>	5
20	17	R	1 Dan MILES	Yamaha TZR250 -	6	13:18.886	<b>1:56.700</b>	11.511	58.94	<b>2:10.172</b>	6
21	100	R	2 Adam COLLINS	Yamaha TZR250 - www.ypmrc.co.uk	6	13:21.134	<b>1:58.948</b>	2.248	58.77	<b>2:09.108</b>	6
22	54	C	9 John HOLD	Yamaha RD350 YPVS -	6	13:36.414	<b>2:14.228</b>	15.280	57.67	<b>2:12.357</b>	5
23	73	R	3 Colvin TURNER	Yamaha TZR250 -	6	13:37.234	<b>2:15.048</b>	0.820	57.61	<b>2:11.452</b>	5
24	98	C	10 Sarah ENGLISH	Yamaha TZR250 - Tempest Revivals / English Moss	5	11:49.106	<b>1 Lap</b>	1 Lap	55.33	<b>2:17.824</b>	4
25	33	C	11 Kieran LEWIS	Yamaha TZR250 - Controls For Doors Ltd/ G Force I	5	11:57.643	<b>1 Lap</b>	8.537	54.67	<b>2:16.584</b>	4

**NOT CLASSIFIED**

<b>DNF</b>	<b>61</b>		Paul WELCH	Yamaha TZR250 -	<b>1</b>	2:08.352	<b>5 Laps</b>	4 Laps	61.14	<b>2:08.352</b>	<b>1</b>
<b>DNF</b>	<b>146</b>		Michael MACE	Yamaha TZR250 - Kevin Marshall	<b>0</b>						

**FASTEST LAP**

	<b>13</b>		Doug EDMONDSON	Yamaha TZR250 - Stan Stephens Tuning	<b>3</b>	1:50.120		71.26 mph		114.69 kph	
	<b>72</b>	C	Chris THAY	Yamaha TZR250 - Scell-it uk	<b>6</b>	1:57.399		66.84 mph		107.58 kph	
	<b>100</b>	R	Adam COLLINS	Yamaha TZR250 - www.ypmrc.co.uk	<b>6</b>	2:09.108		60.78 mph		97.82 kph	

Class - 92.5% of Race Speed = 63.84 mph  
 Class C - 92.5% of Race Speed = 59.98 mph  
 Class R - 92.5% of Race Speed = 54.51 mph

Cadwell Park: 2.1800 miles

Race Distance: 6 Laps / 13.08 miles

Start: 15:40 Flag 15:52 End: 15:54

**Weather / Track : Overcast / Drying**
**These results are provisional until the conclusion of any judicial and technical matters.**

Clerk Of Course :	Stewards :	Timekeeper : Craig Smith
-------------------	------------	--------------------------

 Results can be found at [www.tsl-timing.com](http://www.tsl-timing.com)

Printed - 15:54 Sunday, 08 August 2021



# International Sidecar Revival Meeting 2021

## DFDS Yamaha Past Masters

### RACE 10 - LAP CHART

#### LAP 1 @ 15:42:45.689

NO	BEHIND	LAP TIME
13		1:55.021
24	3.032	1:58.053
19	4.970	1:59.991
15	5.218	2:00.239
74	8.337	2:03.358
30	8.505	2:03.526
57	10.233	2:05.254
75	12.848	2:07.869
8	13.000	2:08.021
61	13.331	2:08.352
29	13.612	2:08.633
4	13.780	2:08.801
27	14.248	2:09.269
2	15.691	2:10.712
60	15.856	2:10.877
72	16.826	2:11.847
46	19.830	2:14.851
67	22.505	2:17.526
99	23.698	2:18.719
31	24.115	2:19.136
17	26.873	2:21.894
54	28.879	2:23.900
73	29.800	2:24.821
100	29.973	2:24.994
33	37.015	2:32.036
98	38.145	2:33.166

#### LAP 2 @ 15:44:36.756

NO	BEHIND	LAP TIME
13		1:51.067
19	9.444	1:55.541
15	9.553	1:55.402
24	12.396	2:00.431
30	14.299	1:56.861
74	16.482	1:59.212
57	19.848	2:00.682
75	21.213	1:59.432
29	22.904	2:00.359
8	23.072	2:01.139
4	23.425	2:00.712
27	24.179	2:00.998
60	25.961	2:01.172
2	26.074	2:01.450
72	26.954	2:01.195
46	36.179	2:07.416
99	39.292	2:06.661
67	41.631	2:10.193
31	45.872	2:12.824
17	48.439	2:12.633
100	51.484	2:12.578
54	52.905	2:15.093
73	53.933	2:15.200
33	1:06.553	2:20.605
98	1:07.131	2:20.053

#### LAP 3 @ 15:46:26.876

NO	BEHIND	LAP TIME
13		1:50.120
19	14.985	1:55.661
24	15.012	1:52.736
15	15.029	1:55.596

30	20.499	1:56.320
74	24.934	1:58.572
75	29.762	1:58.669
29	32.014	1:59.230
57	32.164	2:02.436
8	33.076	2:00.124
27	33.584	1:59.525
4	33.796	2:00.491
60	34.095	1:58.254
72	35.065	1:58.231
2	37.312	2:01.358
46	52.285	2:06.226
99	56.126	2:06.954
67	59.073	2:07.562
31	1:05.637	2:09.885
17	1:10.514	2:12.195
100	1:13.577	2:12.213
54	1:17.194	2:14.409
73	1:17.278	2:13.465
33	1:35.554	2:19.121
98	1:36.954	2:19.943

#### LAP 4 @ 15:48:17.145

NO	BEHIND	LAP TIME
13		1:50.269
24	16.490	1:51.747
19	18.473	1:53.757
15	18.563	1:53.803
30	25.409	1:55.179
74	32.778	1:58.113
75	38.929	1:59.436
29	41.124	1:59.379
57	41.946	2:00.051
27	42.707	1:59.392
8	42.863	2:00.056
4	43.057	1:59.530
72	43.923	1:59.127
60	44.163	2:00.337
2	48.572	2:01.529
46	1:08.356	2:06.340
99	1:12.146	2:06.289
67	1:16.480	2:07.676
31	1:24.770	2:09.402
17	1:31.312	2:11.067
100	1:34.981	2:11.673
73	1:40.854	2:13.845
54	1:41.663	2:14.738

#### LAP 5 @ 15:50:07.763

NO	BEHIND	LAP TIME
13		1:50.618
33	1 Lap	2:16.584
98	1 Lap	2:17.824
24	17.360	1:51.488
19	19.984	1:52.129
15	20.076	1:52.131
30	29.632	1:54.841
74	40.368	1:58.208
75	45.754	1:57.443
29	47.179	1:56.673
57	49.989	1:58.661
27	50.198	1:58.109
4	50.224	1:57.785
60	51.317	1:57.772

8	51.673	1:59.428
72	52.277	1:58.972
2	59.636	2:01.682
46	1:23.568	2:05.830
99	1:26.247	2:04.719
67	1:33.509	2:07.647
31	1:42.137	2:07.985
17	1:51.619	2:10.925
100	1:54.931	2:10.568
73	2:01.688	2:11.452
54	2:03.402	2:12.357

#### LAP 6 @ 15:52:12.854

NO	BEHIND	LAP TIME
13		2:05.091
24	3.925	1:51.656
15	6.811	1:51.826
19	8.703	1:53.810
30	21.360	1:56.819
98	1 Lap	2:18.120
74	34.861	1:59.584
33	1 Lap	2:29.297
75	37.699	1:57.036
29	38.787	1:56.699
57	42.247	1:57.349
4	42.879	1:57.746
27	43.882	1:58.775
60	44.525	1:58.299
72	44.585	1:57.399
8	44.735	1:58.153
2	56.714	2:02.169
46	1:24.377	2:05.900
99	1:24.684	2:03.528
67	1:33.023	2:04.605
31	1:45.189	2:08.143
17	1:56.700	2:10.172
100	1:58.948	2:09.108
54	2:14.228	2:15.917
73	2:15.048	2:18.451

Weather / Track : Overcast / Drying

Results can be found at [www.tsl-timing.com](http://www.tsl-timing.com)

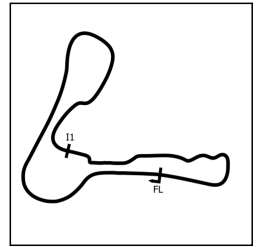
Cadwell Park  
Circuit Length = 2.1800 miles  
Start: 15:40 Flag 15:52 End: 15:54

Printed - 15:54 Sunday, 08 August 2021

# International Sidecar Revival Meeting 2021

## DFDS Yamaha Past Masters

### RACE 10 - SECTOR ANALYSIS



SECTOR 1 = FL to I1, SECTOR 2 = I1 to FL, DIFF = Difference To Personal Best Lap, P = Crossed Finish Line in Pit Lane, D = Time Disallowed

P1 13		Doug EDMONDSON		Yamaha TZR250 - Stan Stephens Tuning		
IDEAL LAP TIME : 1:49.997		BEST LAP TIME : 1:50.120		DIFFERENCE : 0.123		
LAP	SECTOR 1	SECTOR 2	LAP TIME	MPH	DIFF	TIME OF DAY
1 -		46.220	1:55.021	68.23	4.901	15:42:45.689
2 -	1:04.260	46.807	1:51.067	70.66	0.947	15:44:36.756
3 -	<b>1:04.072</b>	46.048	<b>1:50.120 (1)</b>	<b>71.26</b>		<b>15:46:26.876</b>
4 -	1:04.344	<b>45.925</b>	1:50.269 (2)	71.17	0.149	15:48:17.145
5 -	1:04.576	46.042	1:50.618 (3)	70.94	0.498	15:50:07.763
6 -	1:04.900	1:00.191	2:05.091	62.73	14.971	15:52:12.854

P2 24		Scott CARSON		Yamaha TZR250 - Brian Grays Powerbiking,All England Diamon		
IDEAL LAP TIME : 1:51.429		BEST LAP TIME : 1:51.488		DIFFERENCE : 0.059		
LAP	SECTOR 1	SECTOR 2	LAP TIME	MPH	DIFF	TIME OF DAY
1 -		47.380	1:58.053	66.47	6.565	15:42:48.721
2 -	1:12.823	47.608	2:00.431	65.16	8.943	15:44:49.152
3 -	1:04.929	47.807	1:52.736	69.61	1.248	15:46:41.888
4 -	1:04.829	46.918	1:51.747 (3)	70.23	0.259	15:48:33.635
5 -	<b>1:04.784</b>	46.704	<b>1:51.488 (1)</b>	<b>70.39</b>		<b>15:50:25.123</b>
6 -	1:05.011	<b>46.645</b>	1:51.656 (2)	70.28	0.168	15:52:16.779

P3 15		Billy PERKINS		Yamaha TZR250 - T.w fuggle & son / Ashford tarmac		
IDEAL LAP TIME : 1:51.477		BEST LAP TIME : 1:51.826		DIFFERENCE : 0.349		
LAP	SECTOR 1	SECTOR 2	LAP TIME	MPH	DIFF	TIME OF DAY
1 -		48.359	2:00.239	65.27	8.413	15:42:50.907
2 -	1:06.836	48.566	1:55.402	68.00	3.576	15:44:46.309
3 -	1:07.459	48.137	1:55.596	67.89	3.770	15:46:41.905
4 -	1:06.446	47.357	1:53.803 (3)	68.96	1.977	15:48:35.708
5 -	<b>1:05.080</b>	47.051	1:52.131 (2)	69.99	0.305	15:50:27.839
6 -	1:05.429	<b>46.397</b>	<b>1:51.826 (1)</b>	<b>70.18</b>		<b>15:52:19.665</b>

P4 19		Peter BRANTON		Yamaha TZR250 - Exactweld Racing		
IDEAL LAP TIME : 1:52.129		BEST LAP TIME : 1:52.129		DIFFERENCE : 0.000		
LAP	SECTOR 1	SECTOR 2	LAP TIME	MPH	DIFF	TIME OF DAY
1 -		48.623	1:59.991	65.40	7.862	15:42:50.659
2 -	1:06.652	48.889	1:55.541	67.92	3.412	15:44:46.200
3 -	1:06.683	48.978	1:55.661	67.85	3.532	15:46:41.861
4 -	1:05.744	48.013	1:53.757 (2)	68.98	1.628	15:48:35.618
5 -	<b>1:04.631</b>	<b>47.498</b>	<b>1:52.129 (1)</b>	<b>69.99</b>		<b>15:50:27.747</b>
6 -	1:05.123	48.687	1:53.810 (3)	68.95	1.681	15:52:21.557

P5 30		Alan COOPER		Yamaha TZR250 - twistgrip motorcycles		
IDEAL LAP TIME : 1:54.841		BEST LAP TIME : 1:54.841		DIFFERENCE : 0.000		
LAP	SECTOR 1	SECTOR 2	LAP TIME	MPH	DIFF	TIME OF DAY
1 -		49.780	2:03.526	63.53	8.685	15:42:54.194
2 -	1:07.859	49.002	1:56.861	67.15	2.020	15:44:51.055
3 -	1:07.432	48.888	1:56.320 (3)	67.46	1.479	15:46:47.375
4 -	1:06.643	48.536	1:55.179 (2)	68.13	0.338	15:48:42.554
5 -	<b>1:06.463</b>	<b>48.378</b>	<b>1:54.841 (1)</b>	<b>68.33</b>		<b>15:50:37.395</b>
6 -	1:07.059	49.760	1:56.819	67.18	1.978	15:52:34.214

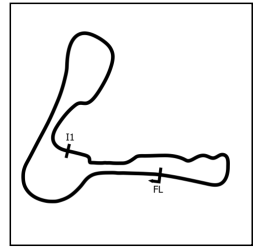
Weather / Track : Overcast / Drying

Cadwell Park  
Circuit Length = 2.1800 miles  
Start: 15:40 Flag 15:52 End: 15:54

# International Sidecar Revival Meeting 2021

## DFDS Yamaha Past Masters

### RACE 10 - SECTOR ANALYSIS



SECTOR 1 = FL to I1, SECTOR 2 = I1 to FL, DIFF = Difference To Personal Best Lap, P = Crossed Finish Line in Pit Lane, D = Time Disallowed

<b>P6 74 Paul WHITBY</b>		Yamaha TZR250 - Greybridge Ltd				
IDEAL LAP TIME : 1:57.919		BEST LAP TIME : 1:58.113		DIFFERENCE : 0.194		
LAP	SECTOR 1	SECTOR 2	LAP TIME	MPH	DIFF	TIME OF DAY
1 -		<b>49.992</b>	2:03.358	63.61	5.245	15:42:54.026
2 -	1:08.635	50.577	1:59.212	65.83	1.099	15:44:53.238
3 -	1:08.301	50.271	1:58.572 (3)	66.18	0.459	15:46:51.810
<b>4 -</b>	<b>1:07.927</b>	50.186	<b>1:58.113 (1)</b>	<b>66.44</b>		<b>15:48:49.923</b>
5 -	1:07.960	50.248	1:58.208 (2)	66.39	0.095	15:50:48.131
6 -	1:08.035	51.549	1:59.584	65.62	1.471	15:52:47.715

<b>P7 75 David HEWSON</b>		Yamaha TZR250 - Obsession Engineering Limited				
IDEAL LAP TIME : 1:56.915		BEST LAP TIME : 1:57.036		DIFFERENCE : 0.121		
LAP	SECTOR 1	SECTOR 2	LAP TIME	MPH	DIFF	TIME OF DAY
1 -		50.854	2:07.869	61.37	10.833	15:42:58.537
2 -	1:09.642	49.790	1:59.432	65.71	2.396	15:44:57.969
3 -	1:09.050	49.619	1:58.669 (3)	66.13	1.633	15:46:56.638
4 -	1:09.153	50.283	1:59.436	65.70	2.400	15:48:56.074
5 -	1:08.576	<b>48.867</b>	1:57.443 (2)	66.82	0.407	15:50:53.517
<b>6 -</b>	<b>1:08.048</b>	48.988	<b>1:57.036 (1)</b>	<b>67.05</b>		<b>15:52:50.553</b>

<b>P8 29 Derek CRIPPS</b>		Yamaha TZR250 - Kelly Cripps - Team FBR				
IDEAL LAP TIME : 1:56.373		BEST LAP TIME : 1:56.673		DIFFERENCE : 0.300		
LAP	SECTOR 1	SECTOR 2	LAP TIME	MPH	DIFF	TIME OF DAY
1 -		50.974	2:08.633	61.01	11.960	15:42:59.301
2 -	1:09.253	51.106	2:00.359	65.20	3.686	15:44:59.660
3 -	1:08.290	50.940	1:59.230 (3)	65.82	2.557	15:46:58.890
4 -	1:10.021	49.358	1:59.379	65.74	2.706	15:48:58.269
<b>5 -</b>	<b>1:07.832</b>	<b>48.841</b>	<b>1:56.673 (1)</b>	<b>67.26</b>		<b>15:50:54.942</b>
6 -	<b>1:07.532</b>	49.167	1:56.699 (2)	67.25	0.026	15:52:51.641

<b>P9 57 Geoff MOOK</b>		Yamaha TZR250 -				
IDEAL LAP TIME : 1:57.349		BEST LAP TIME : 1:57.349		DIFFERENCE : 0.000		
LAP	SECTOR 1	SECTOR 2	LAP TIME	MPH	DIFF	TIME OF DAY
1 -		50.736	2:05.254	62.65	7.905	15:42:55.922
2 -	1:09.664	51.018	2:00.682	65.03	3.333	15:44:56.604
3 -	1:11.077	51.359	2:02.436	64.09	5.087	15:46:59.040
4 -	1:09.323	50.728	2:00.051 (3)	65.37	2.702	15:48:59.091
5 -	1:08.633	50.028	1:58.661 (2)	66.13	1.312	15:50:57.752
<b>6 -</b>	<b>1:07.903</b>	<b>49.446</b>	<b>1:57.349 (1)</b>	<b>66.87</b>		<b>15:52:55.101</b>

<b>P10 4 Denis HALIL</b>		Yamaha TZR250 - D & A AUTOS				
IDEAL LAP TIME : 1:57.709		BEST LAP TIME : 1:57.746		DIFFERENCE : 0.037		
LAP	SECTOR 1	SECTOR 2	LAP TIME	MPH	DIFF	TIME OF DAY
1 -		50.521	2:08.801	60.93	11.055	15:42:59.469
2 -	1:09.537	51.175	2:00.712	65.01	2.966	15:45:00.181
3 -	1:09.544	50.947	2:00.491	65.13	2.745	15:47:00.672
4 -	1:09.551	49.979	1:59.530 (3)	65.65	1.784	15:49:00.202
5 -	<b>1:08.233</b>	49.552	1:57.785 (2)	66.63	0.039	15:50:57.987
<b>6 -</b>	1:08.270	<b>49.476</b>	<b>1:57.746 (1)</b>	<b>66.65</b>		<b>15:52:55.733</b>

Weather / Track : Overcast / Drying

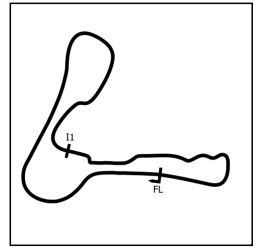
Cadwell Park  
Circuit Length = 2.1800 miles  
Start: 15:40 Flag 15:52 End: 15:54



# International Sidecar Revival Meeting 2021

## DFDS Yamaha Past Masters

### RACE 10 - SECTOR ANALYSIS



SECTOR 1 = FL to I1, SECTOR 2 = I1 to FL, DIFF = Difference To Personal Best Lap, P = Crossed Finish Line in Pit Lane, D = Time Disallowed

P11 27 C		Richard HAYWARD		Yamaha TZR250 - Hazel Motors/ Gforce			
IDEAL LAP TIME : 1:58.109		BEST LAP TIME : 1:58.109		DIFFERENCE : 0.000			
LAP	SECTOR 1	SECTOR 2	LAP TIME	MPH	DIFF	TIME OF DAY	
1 -		50.966	2:09.269	60.71	11.160	15:42:59.937	
2 -	1:10.727	50.271	2:00.998	64.86	2.889	15:45:00.935	
3 -	1:08.465	51.060	1:59.525	65.66	1.416	15:47:00.460	
4 -	1:09.235	50.157	1:59.392 (3)	65.73	1.283	15:48:59.852	
5 -	<b>1:08.069</b>	<b>50.040</b>	<b>1:58.109 (1)</b>	<b>66.44</b>		<b>15:50:57.961</b>	
6 -	1:08.398	50.377	1:58.775 (2)	66.07	0.666	15:52:56.736	

P12 60 C		Daniel GOUGH		Yamaha TZR250 - G Force Motorcycles			
IDEAL LAP TIME : 1:57.164		BEST LAP TIME : 1:57.772		DIFFERENCE : 0.608			
LAP	SECTOR 1	SECTOR 2	LAP TIME	MPH	DIFF	TIME OF DAY	
1 -		51.277	2:10.877	59.96	13.105	15:43:01.545	
2 -	1:10.034	51.138	2:01.172	64.76	3.400	15:45:02.717	
3 -	1:08.259	49.995	1:58.254 (2)	66.36	0.482	15:47:00.971	
4 -	1:10.161	50.176	2:00.337	65.21	2.565	15:49:01.308	
5 -	1:08.487	<b>49.285</b>	<b>1:57.772 (1)</b>	<b>66.63</b>		<b>15:50:59.080</b>	
6 -	<b>1:07.879</b>	50.420	1:58.299 (3)	66.34	0.527	15:52:57.379	

P13 72 C		Chris THAY		Yamaha TZR250 - Scell-it uk			
IDEAL LAP TIME : 1:57.399		BEST LAP TIME : 1:57.399		DIFFERENCE : 0.000			
LAP	SECTOR 1	SECTOR 2	LAP TIME	MPH	DIFF	TIME OF DAY	
1 -		51.042	2:11.847	59.52	14.448	15:43:02.515	
2 -	1:09.384	51.811	2:01.195	64.75	3.796	15:45:03.710	
3 -	1:08.174	50.057	1:58.231 (2)	66.37	0.832	15:47:01.941	
4 -	1:08.836	50.291	1:59.127	65.87	1.728	15:49:01.068	
5 -	1:08.690	50.282	1:58.972 (3)	65.96	1.573	15:51:00.040	
6 -	<b>1:07.530</b>	<b>49.869</b>	<b>1:57.399 (1)</b>	<b>66.84</b>		<b>15:52:57.439</b>	

P14 8 C		David BALL		Yamaha TZR250 - Gardiner Page and Roe pension consultants			
IDEAL LAP TIME : 1:58.153		BEST LAP TIME : 1:58.153		DIFFERENCE : 0.000			
LAP	SECTOR 1	SECTOR 2	LAP TIME	MPH	DIFF	TIME OF DAY	
1 -		51.500	2:08.021	61.30	9.868	15:42:58.689	
2 -	1:09.335	51.804	2:01.139	64.78	2.986	15:44:59.828	
3 -	1:09.247	50.877	2:00.124	65.33	1.971	15:46:59.952	
4 -	1:09.517	50.539	2:00.056 (3)	65.37	1.903	15:49:00.008	
5 -	1:09.207	50.221	1:59.428 (2)	65.71	1.275	15:50:59.436	
6 -	<b>1:08.413</b>	<b>49.740</b>	<b>1:58.153 (1)</b>	<b>66.42</b>		<b>15:52:57.589</b>	

P15 2 C		Lee HUFF		Yamaha TZR250 -			
IDEAL LAP TIME : 2:00.785		BEST LAP TIME : 2:01.358		DIFFERENCE : 0.573			
LAP	SECTOR 1	SECTOR 2	LAP TIME	MPH	DIFF	TIME OF DAY	
1 -		51.468	2:10.712	60.04	9.354	15:43:01.380	
2 -	1:09.921	51.529	2:01.450 (2)	64.61	0.092	15:45:02.830	
3 -	1:10.473	<b>50.885</b>	<b>2:01.358 (1)</b>	<b>64.66</b>		<b>15:47:04.188</b>	
4 -	<b>1:09.900</b>	51.629	2:01.529 (3)	64.57	0.171	15:49:05.717	
5 -	1:09.943	51.739	2:01.682	64.49	0.324	15:51:07.399	
6 -	1:10.331	51.838	2:02.169	64.23	0.811	15:53:09.568	

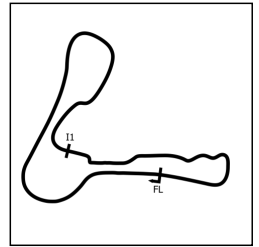
Weather / Track : Overcast / Drying

Cadwell Park  
Circuit Length = 2.1800 miles  
Start: 15:40 Flag 15:52 End: 15:54

# International Sidecar Revival Meeting 2021

## DFDS Yamaha Past Masters

### RACE 10 - SECTOR ANALYSIS



SECTOR 1 = FL to I1, SECTOR 2 = I1 to FL, DIFF = Difference To Personal Best Lap, P = Crossed Finish Line in Pit Lane, D = Time Disallowed

P16 46 C		Kevin MARSHALL		Yamaha TZR250 -			
IDEAL LAP TIME : 2:05.621		BEST LAP TIME : 2:05.830		DIFFERENCE : 0.209			
LAP	SECTOR 1	SECTOR 2	LAP TIME	MPH	DIFF	TIME OF DAY	
1 -		53.331	2:14.851	58.19	9.021	15:43:05.519	
2 -	1:14.367	53.049	2:07.416	61.59	1.586	15:45:12.935	
3 -	1:13.266	52.960	2:06.226 (3)	62.17	0.396	15:47:19.161	
4 -	1:13.320	53.020	2:06.340	62.11	0.510	15:49:25.501	
5 -	<b>1:13.105</b>	52.725	<b>2:05.830 (1)</b>	<b>62.37</b>		<b>15:51:31.331</b>	
6 -	1:13.384	<b>52.516</b>	2:05.900 (2)	62.33	0.070	15:53:37.231	

P17 99 C		Paul FIRTH		Yamaha TZR250 - Joanne Porter			
IDEAL LAP TIME : 2:03.528		BEST LAP TIME : 2:03.528		DIFFERENCE : 0.000			
LAP	SECTOR 1	SECTOR 2	LAP TIME	MPH	DIFF	TIME OF DAY	
1 -		55.019	2:18.719	56.57	15.191	15:43:09.387	
2 -	1:13.134	53.527	2:06.661	61.96	3.133	15:45:16.048	
3 -	1:13.343	53.611	2:06.954	61.81	3.426	15:47:23.002	
4 -	1:13.454	52.835	2:06.289 (3)	62.14	2.761	15:49:29.291	
5 -	1:12.738	51.981	2:04.719 (2)	62.92	1.191	15:51:34.010	
6 -	<b>1:12.154</b>	<b>51.374</b>	<b>2:03.528 (1)</b>	<b>63.53</b>		<b>15:53:37.538</b>	

P18 67		Mark BAILEY		Yamaha TZR250 -			
IDEAL LAP TIME : 2:04.605		BEST LAP TIME : 2:04.605		DIFFERENCE : 0.000			
LAP	SECTOR 1	SECTOR 2	LAP TIME	MPH	DIFF	TIME OF DAY	
1 -		54.574	2:17.526	57.06	12.921	15:43:08.194	
2 -	1:15.514	54.679	2:10.193	60.28	5.588	15:45:18.387	
3 -	1:14.140	53.422	2:07.562 (2)	61.52	2.957	15:47:25.949	
4 -	1:14.452	53.224	2:07.676	61.46	3.071	15:49:33.625	
5 -	1:14.141	53.506	2:07.647 (3)	61.48	3.042	15:51:41.272	
6 -	<b>1:13.081</b>	<b>51.524</b>	<b>2:04.605 (1)</b>	<b>62.98</b>		<b>15:53:45.877</b>	

P19 31 C		Rob FARMER		Yamaha TZR250 -			
IDEAL LAP TIME : 2:07.826		BEST LAP TIME : 2:07.985		DIFFERENCE : 0.159			
LAP	SECTOR 1	SECTOR 2	LAP TIME	MPH	DIFF	TIME OF DAY	
1 -		54.788	2:19.136	56.40	11.151	15:43:09.804	
2 -	1:17.891	54.933	2:12.824	59.08	4.839	15:45:22.628	
3 -	1:15.616	54.269	2:09.885	60.42	1.900	15:47:32.513	
4 -	1:15.351	54.051	2:09.402 (3)	60.64	1.417	15:49:41.915	
5 -	1:14.201	<b>53.784</b>	<b>2:07.985 (1)</b>	<b>61.32</b>		<b>15:51:49.900</b>	
6 -	<b>1:14.042</b>	54.101	2:08.143 (2)	61.24	0.158	15:53:58.043	

P20 17 R		Dan MILES		Yamaha TZR250 -			
IDEAL LAP TIME : 2:10.172		BEST LAP TIME : 2:10.172		DIFFERENCE : 0.000			
LAP	SECTOR 1	SECTOR 2	LAP TIME	MPH	DIFF	TIME OF DAY	
1 -		55.411	2:21.894	55.30	11.722	15:43:12.562	
2 -	1:16.919	55.714	2:12.633	59.17	2.461	15:45:25.195	
3 -	1:16.688	55.507	2:12.195	59.36	2.023	15:47:37.390	
4 -	1:16.395	54.672	2:11.067 (3)	59.87	0.895	15:49:48.457	
5 -	1:15.584	55.341	2:10.925 (2)	59.94	0.753	15:51:59.382	
6 -	<b>1:15.542</b>	<b>54.630</b>	<b>2:10.172 (1)</b>	<b>60.28</b>		<b>15:54:09.554</b>	

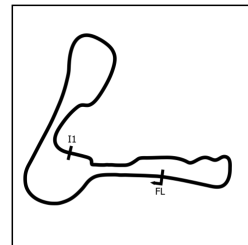
Weather / Track : Overcast / Drying

Cadwell Park  
Circuit Length = 2.1800 miles  
Start: 15:40 Flag 15:52 End: 15:54

# International Sidecar Revival Meeting 2021

## DFDS Yamaha Past Masters

### RACE 10 - SECTOR ANALYSIS



SECTOR 1 = FL to I1, SECTOR 2 = I1 to FL, DIFF = Difference To Personal Best Lap, P = Crossed Finish Line in Pit Lane, D = Time Disallowed

P21 100 R		Adam COLLINS		Yamaha TZR250 - www.ypmrc.co.uk			
IDEAL LAP TIME : 2:09.108		BEST LAP TIME : 2:09.108		DIFFERENCE : 0.000			
LAP	SECTOR 1	SECTOR 2	LAP TIME	MPH	DIFF	TIME OF DAY	
1 -		56.497	2:24.994	54.12	15.886	15:43:15.662	
2 -	1:17.321	55.257	2:12.578	59.19	3.470	15:45:28.240	
3 -	1:17.205	55.008	2:12.213	59.35	3.105	15:47:40.453	
4 -	1:16.991	54.682	2:11.673 (3)	59.60	2.565	15:49:52.126	
5 -	1:15.932	54.636	2:10.568 (2)	60.10	1.460	15:52:02.694	
6 -	<b>1:15.039</b>	<b>54.069</b>	<b>2:09.108 (1)</b>	<b>60.78</b>		<b>15:54:11.802</b>	

P22 54 C		John HOLD		Yamaha RD350 YPVS -			
IDEAL LAP TIME : 2:11.399		BEST LAP TIME : 2:12.357		DIFFERENCE : 0.958			
LAP	SECTOR 1	SECTOR 2	LAP TIME	MPH	DIFF	TIME OF DAY	
1 -		57.801	2:23.900	54.53	11.543	15:43:14.568	
2 -	1:17.732	57.361	2:15.093	58.09	2.736	15:45:29.661	
3 -	1:17.368	57.041	2:14.409 (2)	58.38	2.052	15:47:44.070	
4 -	1:17.410	57.328	2:14.738 (3)	58.24	2.381	15:49:58.808	
5 -	<b>1:15.771</b>	56.586	<b>2:12.357 (1)</b>	<b>59.29</b>		<b>15:52:11.165</b>	
6 -	1:20.289	<b>55.628</b>	2:15.917	57.74	3.560	15:54:27.082	

P23 73 R		Colvin TURNER		Yamaha TZR250 -			
IDEAL LAP TIME : 2:11.452		BEST LAP TIME : 2:11.452		DIFFERENCE : 0.000			
LAP	SECTOR 1	SECTOR 2	LAP TIME	MPH	DIFF	TIME OF DAY	
1 -		56.863	2:24.821	54.19	13.369	15:43:15.489	
2 -	1:18.410	56.790	2:15.200	58.04	3.748	15:45:30.689	
3 -	1:18.088	55.377	2:13.465 (2)	58.80	2.013	15:47:44.154	
4 -	1:17.650	56.195	2:13.845 (3)	58.63	2.393	15:49:57.999	
5 -	<b>1:16.980</b>	<b>54.472</b>	<b>2:11.452 (1)</b>	<b>59.70</b>		<b>15:52:09.451</b>	
6 -	1:22.313	56.138	2:18.451	56.68	6.999	15:54:27.902	

P24 98 C		Sarah ENGLISH		Yamaha TZR250 - Tempest Revivals / English Moss Nail Art			
IDEAL LAP TIME : 2:16.337		BEST LAP TIME : 2:17.824		DIFFERENCE : 1.487			
LAP	SECTOR 1	SECTOR 2	LAP TIME	MPH	DIFF	TIME OF DAY	
1 -		59.081	2:33.166	51.23	15.342	15:43:23.834	
2 -	1:23.249	56.804	2:20.053	56.03	2.229	15:45:43.887	
3 -	1:23.387	56.556	2:19.943 (3)	56.08	2.119	15:48:03.830	
4 -	1:21.635	<b>56.189</b>	<b>2:17.824 (1)</b>	<b>56.94</b>		<b>15:50:21.654</b>	
5 -	<b>1:20.148</b>	57.972	2:18.120 (2)	56.82	0.296	15:52:39.774	

P25 33 C		Kieran LEWIS		Yamaha TZR250 - Controls For Doors Ltd/ G Force Motorcycles			
IDEAL LAP TIME : 2:16.584		BEST LAP TIME : 2:16.584		DIFFERENCE : 0.000			
LAP	SECTOR 1	SECTOR 2	LAP TIME	MPH	DIFF	TIME OF DAY	
1 -		1:00.860	2:32.036	51.61	15.452	15:43:22.704	
2 -	1:22.428	58.177	2:20.605 (3)	55.81	4.021	15:45:43.309	
3 -	1:22.694	56.427	2:19.121 (2)	56.41	2.537	15:48:02.430	
4 -	<b>1:21.076</b>	<b>55.508</b>	<b>2:16.584 (1)</b>	<b>57.45</b>		<b>15:50:19.014</b>	
5 -	1:21.153	1:08.144	2:29.297	52.56	12.713	15:52:48.311	

P26 61		Paul WELCH		Yamaha TZR250 -			
IDEAL LAP TIME :		BEST LAP TIME : 2:08.352		DIFFERENCE :			
LAP	SECTOR 1	SECTOR 2	LAP TIME	MPH	DIFF	TIME OF DAY	
1 -		<b>51.169</b>	<b>2:08.352 (1)</b>	<b>61.14</b>		<b>15:42:59.020</b>	

Weather / Track : Overcast / Drying

Cadwell Park  
 Circuit Length = 2.1800 miles  
 Start: 15:40 Flag 15:52 End: 15:54

# International Sidecar Revival Meeting 2021

## DFDS Yamaha Past Masters

### RACE 10 - BEST SECTORS

SECTOR 1			SECTOR 2			IDEAL / BEST COMPARISON						
POS	NO	NAME	TIME	NO	NAME	TIME	POS	NO	NAME	IDEAL	BEST	DIFF
									<b>PERFECT LAP</b>	<b>1:49.997</b>		
1	13	EDMONDSON	1:04.072	13	EDMONDSON	45.925	1	13	EDMONDSON	1:49.997	1:50.120	0.123
2	19	BRANTON	1:04.631	15	PERKINS	46.397	2	24	CARSON	1:51.429	1:51.488	0.059
3	24	CARSON	1:04.784	24	CARSON	46.645	3	15	PERKINS	1:51.477	1:51.826	0.349
4	15	PERKINS	1:05.080	19	BRANTON	47.498	4	19	BRANTON	1:52.129	1:52.129	0.000
5	30	COOPER	1:06.463	30	COOPER	48.378	5	30	COOPER	1:54.841	1:54.841	0.000
6	72	THAY	1:07.530	29	CRIPPS	48.841	6	29	CRIPPS	1:56.373	1:56.673	0.300
7	29	CRIPPS	1:07.532	75	HEWSON	48.867	7	75	HEWSON	1:56.915	1:57.036	0.121
8	60	GOUGH	1:07.879	60	GOUGH	49.285	8	60	GOUGH	1:57.164	1:57.772	0.608
9	57	MOOK	1:07.903	57	MOOK	49.446	9	57	MOOK	1:57.349	1:57.349	0.000
10	74	WHITBY	1:07.927	4	HALIL	49.476	10	72	THAY	1:57.399	1:57.399	0.000
11	75	HEWSON	1:08.048	8	BALL	49.740	11	4	HALIL	1:57.709	1:57.746	0.037
12	27	HAYWARD	1:08.069	72	THAY	49.869	12	74	WHITBY	1:57.919	1:58.113	0.194
13	4	HALIL	1:08.233	74	WHITBY	49.992	13	27	HAYWARD	1:58.109	1:58.109	0.000
14	8	BALL	1:08.413	27	HAYWARD	50.040	14	8	BALL	1:58.153	1:58.153	0.000
15	2	HUFF	1:09.900	2	HUFF	50.885	15	2	HUFF	2:00.785	2:01.358	0.573
16	99	FIRTH	1:12.154	61	WELCH	51.169	16	99	FIRTH	2:03.528	2:03.528	0.000
17	67	BAILEY	1:13.081	99	FIRTH	51.374	17	67	BAILEY	2:04.605	2:04.605	0.000
18	46	MARSHALL	1:13.105	67	BAILEY	51.524	18	46	MARSHALL	2:05.621	2:05.830	0.209
19	31	FARMER	1:14.042	46	MARSHALL	52.516	19	31	FARMER	2:07.826	2:07.985	0.159
20	100	COLLINS	1:15.039	31	FARMER	53.784	20	100	COLLINS	2:09.108	2:09.108	0.000
21	17	MILES	1:15.542	100	COLLINS	54.069	21	17	MILES	2:10.172	2:10.172	0.000
22	54	HOLD	1:15.771	73	TURNER	54.472	22	54	HOLD	2:11.399	2:12.357	0.958
23	73	TURNER	1:16.980	17	MILES	54.630	23	73	TURNER	2:11.452	2:11.452	0.000
24	98	ENGLISH	1:20.148	33	LEWIS	55.508	24	98	ENGLISH	2:16.337	2:17.824	1.487
25	33	LEWIS	1:21.076	54	HOLD	55.628	25	33	LEWIS	2:16.584	2:16.584	0.000
26				98	ENGLISH	56.189	26	61	WELCH		2:08.352	
27												

Weather / Track : Overcast / Drying

Results can be found at [www.tsl-timing.com](http://www.tsl-timing.com)

Cadwell Park  
Circuit Length = 2.1800 miles  
Start: 15:40 Flag 15:52 End: 15:54

Printed - 15:54 Sunday, 08 August 2021

# International Sidecar Revival Meeting 2021

## DFDS Yamaha Past Masters

### RACE 10 - STATISTICS

**Competitors Started** 27  
**Planned Start** 2021-08-08 @ 15:05:00.000  
**Actual Start** 2021-08-08 @ 15:40:50.667  
**Finish Time** 2021-08-08 @ 15:52:12.853  
**Track Length** 2.1800mi.  
**Total Laps** 149  
**Total Distance Covered** 324.8227mi.

#### Session Fastest Lap History

NO	CL	NAME	LAP TIME	TIME OF DAY	LAP	VEHICLE
13		Doug EDMONDSON	<b>1:55.021</b>	15:42:45.689	1	Yamaha TZR250
13		Doug EDMONDSON	<b>1:51.067</b>	15:44:36.770	2	Yamaha TZR250
13		Doug EDMONDSON	<b>1:50.120</b>	15:46:26.890	3	Yamaha TZR250

#### Session Leader History

NO	CL	NAME	FROM LAP	LAPS LED	DISTANCE	VEHICLE
13		Doug EDMONDSON	1	6	13.08 miles	Yamaha TZR250

#### Flag History

TYPE	TIME OF DAY
GREEN	15:40:50.667
FINISH	15:52:12.853

#### Flag Statistics

TYPE	COUNT	TOTAL LAPS	TOTAL TIME
Green	1	6	13:42.393
Red	0	0	0.000
Safety Car	0	0	0.000
FCY	0	0	0.000

# International Sidecar Revival Meeting 2021

## DFDS Yamaha Past Masters

### RACE 10 - STATISTICS

**CLASS :**

13 Starters

#### Fastest Lap History

NO	NAME	LAP TIME	TIME OF DAY	LAP	VEHICLE
13	Doug EDMONDSON	<b>1:55.021</b>	15:42:45.689	1	Yamaha TZR250
13	Doug EDMONDSON	<b>1:51.067</b>	15:44:36.770	2	Yamaha TZR250
13	Doug EDMONDSON	<b>1:50.120</b>	15:46:26.890	3	Yamaha TZR250

#### Leader History

NO	NAME	FROM LAP	LAPS LED	DISTANCE	VEHICLE
13	Doug EDMONDSON	1	6	13.08 miles	Yamaha TZR250

# International Sidecar Revival Meeting 2021

## DFDS Yamaha Past Masters

### RACE 10 - STATISTICS

CLASS : C

11 Starters

#### Fastest Lap History

NO	NAME	LAP TIME	TIME OF DAY	LAP	VEHICLE
8	David BALL	<b>2:08.021</b>	15:42:58.719	1	Yamaha TZR250
8	David BALL	<b>2:01.139</b>	15:44:59.856	2	Yamaha TZR250
27	Richard HAYWARD	<b>2:00.998</b>	15:45:00.951	2	Yamaha TZR250
8	David BALL	<b>2:00.124</b>	15:46:59.981	3	Yamaha TZR250
27	Richard HAYWARD	<b>1:59.525</b>	15:47:00.475	3	Yamaha TZR250
60	Daniel GOUGH	<b>1:58.254</b>	15:47:01.001	3	Yamaha TZR250
72	Chris THAY	<b>1:58.231</b>	15:47:01.959	3	Yamaha TZR250
27	Richard HAYWARD	<b>1:58.109</b>	15:50:57.976	5	Yamaha TZR250
60	Daniel GOUGH	<b>1:57.772</b>	15:50:59.111	5	Yamaha TZR250
72	Chris THAY	<b>1:57.399</b>	15:52:57.439	6	Yamaha TZR250

#### Leader History

NO	NAME	FROM LAP	LAPS LED	DISTANCE	VEHICLE
8	David BALL	1	3	6.54 miles	Yamaha TZR250
27	Richard HAYWARD	4	3	6.54 miles	Yamaha TZR250

# International Sidecar Revival Meeting 2021

## DFDS Yamaha Past Masters

### RACE 10 - STATISTICS

CLASS : R

3 Starters

#### Fastest Lap History

NO	NAME	LAP TIME	TIME OF DAY	LAP	VEHICLE
17	Dan MILES	<b>2:21.894</b>	15:43:12.578	1	Yamaha TZR250
17	Dan MILES	<b>2:12.633</b>	15:45:25.211	2	Yamaha TZR250
100	Adam COLLINS	<b>2:12.578</b>	15:45:28.259	2	Yamaha TZR250
17	Dan MILES	<b>2:12.195</b>	15:47:37.406	3	Yamaha TZR250
17	Dan MILES	<b>2:11.067</b>	15:49:48.473	4	Yamaha TZR250
17	Dan MILES	<b>2:10.925</b>	15:51:59.398	5	Yamaha TZR250
100	Adam COLLINS	<b>2:10.568</b>	15:52:02.714	5	Yamaha TZR250
17	Dan MILES	<b>2:10.172</b>	15:54:09.570	6	Yamaha TZR250
100	Adam COLLINS	<b>2:09.108</b>	15:54:11.821	6	Yamaha TZR250

#### Leader History

NO	NAME	FROM LAP	LAPS LED	DISTANCE	VEHICLE
17	Dan MILES	1	6	13.08 miles	Yamaha TZR250





# CAMATHIAS CUP SIDECARS

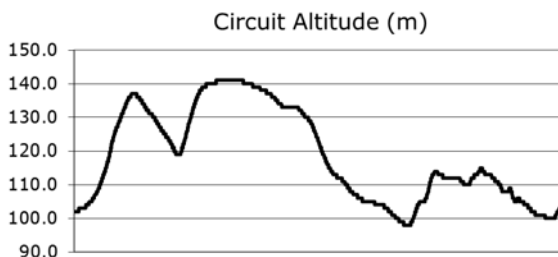
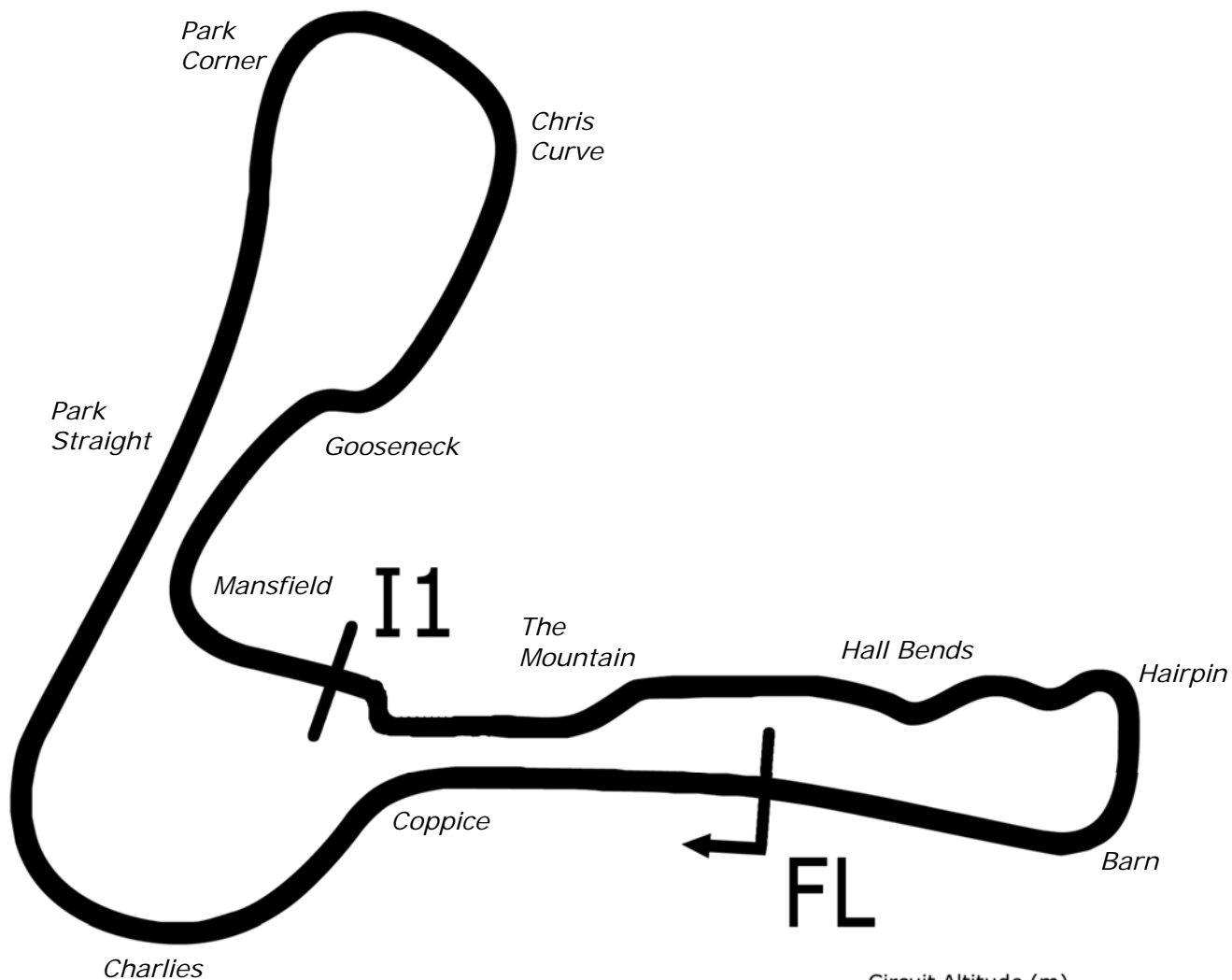
Cadwell Park

7<sup>th</sup> / 8<sup>th</sup> August 2021



Results Provided by Timing Solutions Ltd  
[www.tsl-timing.com](http://www.tsl-timing.com)

# Cadwell Park



Length	2.1800 miles	3508.4 m	
FL		53.31024 N	0.05940 W
I1	2330m	53.30708 N	0.06270 W
Pit Entry	3472m	53.31103 N	0.05889 W
Pit Exit	0m after FL	53.31030 N	0.05940 W
Pit Entry-Pit Exit 92m, 6.6s @50kph, 5.5s @60kph			

All results available at [www.tsl-timing.com](http://www.tsl-timing.com)

# International Sidecar Revival Meeting 2021

## Camathias Cup Sidecars

### SATURDAY FREE PRACTICE - CLASSIFICATION

POS	NO	CL	PIC NAME	ENTRY	TIME	ON	LAPS	GAP	DIFF	MPH
1	33	Over	1 HEGARTY / NEAVE	Christie HONDA -	1:49.540	4	4			71.64
2	9	Over	2 CLARKE / VISSCHER	KCR BMW - MOORESPEED - Eddys Moto	1:50.836	4	5	1.296	1.296	70.80
3	197	Over	3 DAWSON / DAWSON	BMW BELLAS 750 - Spicers Auctioneers and Valuers	1:55.082	2	3	5.542	4.246	68.19
4	38	Over	4 CLANCY / CLANCY	Dewith HONDA - DeWith Motorsports	1:55.149	3	5	5.609	0.067	68.15
5	4	Over	5 BELLAS / DAWSON	BLR IMP 1200 -	1:55.845	3	4	6.305	0.696	67.74
6	147	Over	6 LISSAMAN / LEETON	JPR BMW -	1:57.934	3	4	8.394	2.089	66.54
7	54	Over	7 QUIRK / WESTON	Bellas VINCENT - Quirk's Classics	1:58.357	3	3	8.817	0.423	66.30
8	24	Over	8 THIRKELL / JOHNSON	MRE BMW -	1:58.735	3	4	9.195	0.378	66.09
9	35	Over	9 GRISTWOOD / GRISTWOOD	D&D MOORESPEED BMW - Gristwood&Toms	1:58.975	3	3	9.435	0.240	65.96
10	8	Upto	1 PERKINS / NICKELS	BMW 750 - Pocket 2019	2:01.943	3	3	12.403	2.968	64.35
11	69	Over	10 BOOTE / MORRIS	MRE NOURISH -	2:03.451	3	3	13.911	1.508	63.57
12	46	Over	11 NOURISH / CHILD	Nourish WESLAKE - Dave Nourish	2:04.106	3	5	14.566	0.655	63.23
13	99	Upto	2 HOLDEN / HANNS	MRE BMW 750 -	2:07.853	5	5	18.313	3.747	61.38
14	77	Over	12 WORTHINGTON / TODD	Yamaha Xs 880Cc TERRY MEAD -	2:08.970	4	4	19.430	1.117	60.85
15	17	Over	13 WALTERS / THOMAS	Bellas HONDA CB750 - Team Walters And Thomas Sic	2:09.239	2	2	19.699	0.269	60.72
16	5	Over	14 LEWIS / LEWIS	Bellas NOURISH -	2:10.456	1	3	20.916	1.217	60.15
17	64	Upto	3 CHRISTIAN / HARDISTY	Norton COMMANDO -	2:13.540	3	3	24.000	3.084	58.76
18	11	Over	15 COX / SHARPE	Komnic BMC -	2:14.563	3	4	25.023	1.023	58.32
19	72	Upto	4 CHAMP / LINES	Norton COMMANDO -	2:15.171	2	3	25.631	0.608	58.06
20	101	Upto	5 RYDEN / PRENTICE	Crick BMW Sidecar 750 CC -	2:23.400	3	3	33.860	8.229	54.72

\* No. 46, 69 & 72 - Please fit working transponders

Weather / Track : Cloudy / Dry

These results are provisional until the conclusion of any judicial and technical matters.

Cadwell Park

Circuit Length = 2.1800 miles

Start: 10:39 Flag 10:49 End: 10:52

Clerk Of Course :	Stewards :	Timekeeper : Craig Smith
-------------------	------------	--------------------------

Results can be found at [www.tsl-timing.com](http://www.tsl-timing.com)

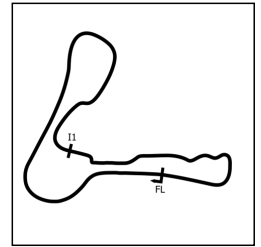
Printed - 10:52 Saturday, 07 August 2021



# International Sidecar Revival Meeting 2021

## Camathias Cup Sidecars

### SATURDAY FREE PRACTICE - SECTOR ANALYSIS



SECTOR 1 = FL to I1, SECTOR 2 = I1 to FL, DIFF = Difference To Personal Best Lap, P = Crossed Finish Line in Pit Lane, D = Time Disallowed

P1 33 Over		HEGARTY / NEAVE		Christie HONDA -		
IDEAL LAP TIME : 1:49.540		BEST LAP TIME : 1:49.540		DIFFERENCE : 0.000		
LAP	SECTOR 1	SECTOR 2	LAP TIME	MPH	DIFF	TIME OF DAY
1 -	1:03.680	47.286	1:50.966	70.72	1.426	10:42:03.563
2 -	1:03.094	47.039	1:50.133 (2)	71.25	0.593	10:43:53.696
3 -	1:02.945	47.222	1:50.167 (3)	71.23	0.627	10:45:43.863
4 -	<b>1:02.762</b>	<b>46.778</b>	<b>1:49.540 (1)</b>	<b>71.64</b>		<b>10:47:33.403</b>

P2 9 Over		CLARKE / VISSCHER		KCR BMW - MOORESPEED - Eddys Moto		
IDEAL LAP TIME : 1:50.280		BEST LAP TIME : 1:50.836		DIFFERENCE : 0.556		
LAP	SECTOR 1	SECTOR 2	LAP TIME	MPH	DIFF	TIME OF DAY
1 -	1:06.019	49.578	1:55.597	67.89	4.761	10:42:19.708
2 -	1:05.108	48.102	1:53.210	69.32	2.374	10:44:12.918
3 -	1:03.459	47.719	1:51.178 (2)	70.59	0.342	10:46:04.096
4 -	1:03.368	<b>47.468</b>	<b>1:50.836 (1)</b>	<b>70.80</b>		<b>10:47:54.932</b>
5 -	<b>1:02.812</b>	49.229	1:52.041 (3)	70.04	1.205	10:49:46.973

P3 197 Over		DAWSON / DAWSON		BMW BELLAS 750 - Spicers Auctioneers and Valuers		
IDEAL LAP TIME : 1:55.082		BEST LAP TIME : 1:55.082		DIFFERENCE : 0.000		
LAP	SECTOR 1	SECTOR 2	LAP TIME	MPH	DIFF	TIME OF DAY
1 -	1:11.423	52.088	2:03.511 (3)	63.54	8.429	10:42:27.414
2 -	<b>1:05.397</b>	<b>49.685</b>	<b>1:55.082 (1)</b>	<b>68.19</b>		<b>10:44:22.496</b>
3 -	1:05.773	50.343	1:56.116 (2)	67.58	1.034	10:46:18.612

P4 38 Over		CLANCY / CLANCY		Dewith HONDA - DeWith Motorsports		
IDEAL LAP TIME : 1:55.149		BEST LAP TIME : 1:55.149		DIFFERENCE : 0.000		
LAP	SECTOR 1	SECTOR 2	LAP TIME	MPH	DIFF	TIME OF DAY
1 -	1:12.180	51.225	2:03.405	63.59	8.256	10:42:38.331
2 -	1:09.515	50.281	1:59.796	65.51	4.647	10:44:38.127
3 -	<b>1:06.034</b>	<b>49.115</b>	<b>1:55.149 (1)</b>	<b>68.15</b>		<b>10:46:33.276</b>
4 -	1:07.710	49.751	1:57.461 (2)	66.81	2.312	10:48:30.737
5 -	1:08.097	50.830	1:58.927 (3)	65.99	3.778	10:50:29.664

P5 4 Over		BELLAS / DAWSON		BLR IMP 1200 -		
IDEAL LAP TIME : 1:55.845		BEST LAP TIME : 1:55.845		DIFFERENCE : 0.000		
LAP	SECTOR 1	SECTOR 2	LAP TIME	MPH	DIFF	TIME OF DAY
1 -	1:11.415	50.961	2:02.376	64.13	6.531	10:42:30.307
2 -	1:12.058	50.157	2:02.215 (3)	64.21	6.370	10:44:32.522
3 -	<b>1:07.710</b>	<b>48.135</b>	<b>1:55.845 (1)</b>	<b>67.74</b>		<b>10:46:28.367</b>
4 -	1:09.012	48.457	1:57.469 (2)	66.80	1.624	10:48:25.836

P6 147 Over		LISSAMAN / LEETON		JPR BMW -		
IDEAL LAP TIME : 1:57.888		BEST LAP TIME : 1:57.934		DIFFERENCE : 0.046		
LAP	SECTOR 1	SECTOR 2	LAP TIME	MPH	DIFF	TIME OF DAY
1 -	1:12.754	50.572	2:03.326	63.63	5.392	10:42:31.616
2 -	1:11.989	50.396	2:02.385 (3)	64.12	4.451	10:44:34.001
3 -	1:08.573	<b>49.361</b>	<b>1:57.934 (1)</b>	<b>66.54</b>		<b>10:46:31.935</b>
4 -	<b>1:08.527</b>	49.423	1:57.950 (2)	66.53	0.016	10:48:29.885

P7 54 Over		QUIRK / WESTON		Bellas VINCENT - Quirk's Classics		
IDEAL LAP TIME : 1:57.717		BEST LAP TIME : 1:58.357		DIFFERENCE : 0.640		
LAP	SECTOR 1	SECTOR 2	LAP TIME	MPH	DIFF	TIME OF DAY
1 -	1:12.988	51.784	2:04.772 (2)	62.89	6.415	10:42:38.123
2 -	1:16.766	51.152	2:07.918 (3)	61.35	9.561	10:44:46.041
3 -	1:08.565	<b>49.792</b>	<b>1:58.357 (1)</b>	<b>66.30</b>		<b>10:46:44.398</b>

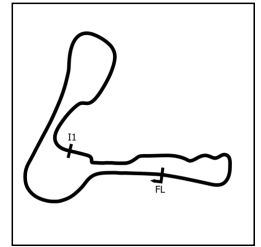
Weather / Track : Cloudy / Dry

Cadwell Park  
Circuit Length = 2.1800 miles  
Start: 10:39 Flag 10:49 End: 10:52

# International Sidecar Revival Meeting 2021

## Camathias Cup Sidecars

### SATURDAY FREE PRACTICE - SECTOR ANALYSIS



SECTOR 1 = FL to I1, SECTOR 2 = I1 to FL, DIFF = Difference To Personal Best Lap, P = Crossed Finish Line in Pit Lane, D = Time Disallowed

P8 24 Over		THIRKELL / JOHNSON		MRE BMW -		
IDEAL LAP TIME : 1:58.735		BEST LAP TIME : 1:58.735		DIFFERENCE : 0.000		
LAP	SECTOR 1	SECTOR 2	LAP TIME	MPH	DIFF	TIME OF DAY
1 -	1:12.636	51.105	2:03.741	63.42	5.006	10:42:29.015
2 -	1:10.145	50.333	2:00.478 (3)	65.14	1.743	10:44:29.493
3 -	<b>1:08.784</b>	<b>49.951</b>	<b>1:58.735 (1)</b>	<b>66.09</b>		<b>10:46:28.228</b>
4 -	1:08.889	50.372	1:59.261 (2)	65.80	0.526	10:48:27.489

P9 35 Over		GRISTWOOD / GRISTWOOD		D&D MOORESPEED BMW - Gristwood&Toms		
IDEAL LAP TIME : 1:58.898		BEST LAP TIME : 1:58.975		DIFFERENCE : 0.077		
LAP	SECTOR 1	SECTOR 2	LAP TIME	MPH	DIFF	TIME OF DAY
1 -	<b>1:08.963</b>	51.357	2:00.320 (2)	65.22	1.345	10:42:18.212
2 -	1:09.323	51.370	2:00.693 (3)	65.02	1.718	10:44:18.905
3 -	1:09.040	<b>49.935</b>	<b>1:58.975 (1)</b>	<b>65.96</b>		<b>10:46:17.880</b>

P10 8 Upto		PERKINS / NICKELS		BMW 750 - Pocket 2019		
IDEAL LAP TIME : 2:01.166		BEST LAP TIME : 2:01.943		DIFFERENCE : 0.777		
LAP	SECTOR 1	SECTOR 2	LAP TIME	MPH	DIFF	TIME OF DAY
1 -	1:14.214	53.279	2:07.493 (2)	61.55	5.550	10:42:37.846
2 -	1:15.482	52.104	2:07.586 (3)	61.51	5.643	10:44:45.432
3 -	1:11.087	<b>50.856</b>	<b>2:01.943 (1)</b>	<b>64.35</b>		<b>10:46:47.375</b>

P11 69 Over		BOOTE / MORRIS		MRE NOURISH -		
IDEAL LAP TIME :		BEST LAP TIME : 2:03.451		DIFFERENCE :		
LAP	SECTOR 1	SECTOR 2	LAP TIME	MPH	DIFF	TIME OF DAY
1 -			2:11.451 (3)	59.70	8.000	10:42:50.479
2 -			2:06.472 (2)	62.05	3.021	10:44:56.951
3 -			<b>2:03.451 (1)</b>	<b>63.57</b>		<b>10:47:00.402</b>

P12 46 Over		NOURISH / CHILD		Nourish WESLAKE - Dave Nourish		
IDEAL LAP TIME :		BEST LAP TIME : 2:04.106		DIFFERENCE :		
LAP	SECTOR 1	SECTOR 2	LAP TIME	MPH	DIFF	TIME OF DAY
1 -			2:07.729	61.44	3.623	10:42:40.840
2 -			2:06.908	61.84	2.802	10:44:47.748
3 -			<b>2:04.106 (1)</b>	<b>63.23</b>		<b>10:46:51.854</b>
4 -			2:04.687 (2)	62.94	0.581	10:48:56.541
5 -			2:05.186 (3)	62.69	1.080	10:51:01.727

P13 99 Upto		HOLDEN / HANNS		MRE BMW 750 -		
IDEAL LAP TIME : 2:07.715		BEST LAP TIME : 2:07.853		DIFFERENCE : 0.138		
LAP	SECTOR 1	SECTOR 2	LAP TIME	MPH	DIFF	TIME OF DAY
1 -	1:20.272	57.389	2:17.661	57.01	9.808	10:42:59.673
2 -	1:18.901	55.837	2:14.738	58.24	6.885	10:45:14.411
3 -	1:16.982	56.396	2:13.378 (3)	58.84	5.525	10:47:27.789
4 -	1:15.964	<b>53.416</b>	2:09.380 (2)	60.65	1.527	10:49:37.169
5 -	<b>1:14.299</b>	53.554	<b>2:07.853 (1)</b>	<b>61.38</b>		<b>10:51:45.022</b>

P14 77 Over		WORTHINGTON / TODD		Yamaha Xs 880Cc TERRY MEAD -		
IDEAL LAP TIME : 2:08.970		BEST LAP TIME : 2:08.970		DIFFERENCE : 0.000		
LAP	SECTOR 1	SECTOR 2	LAP TIME	MPH	DIFF	TIME OF DAY
1 -	1:15.566	54.548	2:10.114 (3)	60.31	1.144	10:42:44.806
2 -	1:16.028	56.242	2:12.270	59.33	3.300	10:44:57.076
3 -	1:14.896	54.786	2:09.682 (2)	60.51	0.712	10:47:06.758
4 -	<b>1:14.665</b>	<b>54.305</b>	<b>2:08.970 (1)</b>	<b>60.85</b>		<b>10:49:15.728</b>

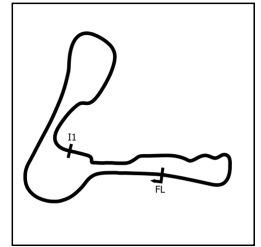
Weather / Track : Cloudy / Dry

Cadwell Park  
Circuit Length = 2.1800 miles  
Start: 10:39 Flag 10:49 End: 10:52

# International Sidecar Revival Meeting 2021

## Camathias Cup Sidecars

### SATURDAY FREE PRACTICE - SECTOR ANALYSIS



SECTOR 1 = FL to I1, SECTOR 2 = I1 to FL, DIFF = Difference To Personal Best Lap, P = Crossed Finish Line in Pit Lane, D = Time Disallowed

<b>P15</b>	<b>17 Over</b>	<b>WALTERS / THOMAS</b>	Bellas HONDA CB750 - Team Walters And Thomas Sidecar raci			
IDEAL LAP TIME : 2:06.876		BEST LAP TIME : 2:09.239		DIFFERENCE : 2.363		
LAP	SECTOR 1	SECTOR 2	LAP TIME	MPH	DIFF	TIME OF DAY
1 -	1:23.370	56.500	2:19.870 (2)	56.10	10.631	10:43:03.128
2 -	1:15.976	<b>53.263</b>	<b>2:09.239 (1)</b>	<b>60.72</b>		<b>10:45:12.367</b>
<b>P16</b>	<b>5 Over</b>	<b>LEWIS / LEWIS</b>	Bellas NOURISH -			
IDEAL LAP TIME : 2:09.741		BEST LAP TIME : 2:10.456		DIFFERENCE : 0.715		
LAP	SECTOR 1	SECTOR 2	LAP TIME	MPH	DIFF	TIME OF DAY
1 -	1:16.765	<b>53.691</b>	<b>2:10.456 (1)</b>	<b>60.15</b>		<b>10:42:53.186</b>
2 -	<b>1:16.050</b>	54.492	2:10.542 (2)	60.11	0.086	10:45:03.728
3 -	1:17.203	54.566	2:11.769 (3)	59.55	1.313	10:47:15.497
<b>P17</b>	<b>64 Upto</b>	<b>CHRISTIAN / HARDISTY</b>	Norton COMMANDO -			
IDEAL LAP TIME : 2:13.412		BEST LAP TIME : 2:13.540		DIFFERENCE : 0.128		
LAP	SECTOR 1	SECTOR 2	LAP TIME	MPH	DIFF	TIME OF DAY
1 -	1:18.564	56.448	2:15.012 (3)	58.12	1.472	10:42:59.530
2 -	<b>1:16.989</b>	57.141	2:14.130 (2)	58.51	0.590	10:45:13.660
3 -	1:17.117	<b>56.423</b>	<b>2:13.540 (1)</b>	<b>58.76</b>		<b>10:47:27.200</b>
<b>P18</b>	<b>11 Over</b>	<b>COX / SHARPE</b>	Komnic BMC -			
IDEAL LAP TIME : 2:13.974		BEST LAP TIME : 2:14.563		DIFFERENCE : 0.589		
LAP	SECTOR 1	SECTOR 2	LAP TIME	MPH	DIFF	TIME OF DAY
1 -	1:21.204	56.821	2:18.025	56.85	3.462	10:43:09.050
2 -	1:18.649	55.941	2:14.590 (2)	58.31	0.027	10:45:23.640
3 -	1:19.202	<b>55.361</b>	<b>2:14.563 (1)</b>	<b>58.32</b>		<b>10:47:38.203</b>
4 -	<b>1:18.613</b>	57.096	2:15.709 (3)	57.83	1.146	10:49:53.912
<b>P19</b>	<b>72 Upto</b>	<b>CHAMP / LINES</b>	Norton COMMANDO -			
IDEAL LAP TIME :		BEST LAP TIME : 2:15.171		DIFFERENCE :		
LAP	SECTOR 1	SECTOR 2	LAP TIME	MPH	DIFF	TIME OF DAY
1 -			2:22.506 (3)	55.07	7.335	10:47:25.661
2 -			<b>2:15.171 (1)</b>	<b>58.06</b>		<b>10:49:40.832</b>
3 -			2:15.795 (2)	57.79	0.624	10:51:56.627
<b>P20</b>	<b>101 Upto</b>	<b>RYDEN / PRENTICE</b>	Crick BMW Sidecar 750 CC -			
IDEAL LAP TIME : 2:23.400		BEST LAP TIME : 2:23.400		DIFFERENCE : 0.000		
LAP	SECTOR 1	SECTOR 2	LAP TIME	MPH	DIFF	TIME OF DAY
1 -	2:52.444	1:02.696	3:55.140 (3)	33.37	1:31.740	10:44:57.608
2 -	1:25.362	1:02.587	2:27.949 (2)	53.04	4.549	10:47:25.557
3 -	<b>1:23.493</b>	<b>59.907</b>	<b>2:23.400 (1)</b>	<b>54.72</b>		<b>10:49:48.957</b>

Weather / Track : Cloudy / Dry

# International Sidecar Revival Meeting 2021

## Camathias Cup Sidecars

### SATURDAY FREE PRACTICE - BEST SECTORS

SECTOR 1			SECTOR 2			IDEAL / BEST COMPARISON						
POS	NO	NAME	TIME	NO	NAME	TIME	POS	NO	NAME	IDEAL	BEST	DIFF
									<b>PERFECT LAP</b>	<b>1:49.540</b>		
1	33	HEGARTY / NEAVE	1:02.762	33	HEGARTY / NEAVE	46.778	1	33	HEGARTY / NEAVE	1:49.540	1:49.540	0.000
2	9	CLARKE / VISSCHER	1:02.812	9	CLARKE / VISSCHER	47.468	2	9	CLARKE / VISSCHER	1:50.280	1:50.836	0.556
3	197	DAWSON / DAWSON	1:05.397	4	BELLAS / DAWSON	48.135	3	197	DAWSON / DAWSON	1:55.082	1:55.082	0.000
4	38	CLANCY / CLANCY	1:06.034	38	CLANCY / CLANCY	49.115	4	38	CLANCY / CLANCY	1:55.149	1:55.149	0.000
5	4	BELLAS / DAWSON	1:07.710	147	LISSAMAN / LEETON	49.361	5	4	BELLAS / DAWSON	1:55.845	1:55.845	0.000
6	54	QUIRK / WESTON	1:07.925	197	DAWSON / DAWSON	49.685	6	54	QUIRK / WESTON	1:57.717	1:58.357	0.640
7	147	LISSAMAN / LEETON	1:08.527	54	QUIRK / WESTON	49.792	7	147	LISSAMAN / LEETON	1:57.888	1:57.934	0.046
8	24	THIRKELL / JOHNSON	1:08.784	35	GRISTWOOD / GRISTWOOD	49.935	8	24	THIRKELL / JOHNSOI	1:58.735	1:58.735	0.000
9	35	GRISTWOOD / GRISTWOOD	1:08.963	24	THIRKELL / JOHNSON	49.951	9	35	GRISTWOOD / GRIST	1:58.898	1:58.975	0.077
10	8	PERKINS / NICKELS	1:10.310	8	PERKINS / NICKELS	50.856	10	8	PERKINS / NICKELS	2:01.166	2:01.943	0.777
11	17	WALTERS / THOMAS	1:13.613	17	WALTERS / THOMAS	53.263	11	17	WALTERS / THOMAS	2:06.876	2:09.239	2.363
12	99	HOLDEN / HANNS	1:14.299	99	HOLDEN / HANNS	53.416	12	99	HOLDEN / HANNS	2:07.715	2:07.853	0.138
13	77	WORTHINGTON / TODD	1:14.665	5	LEWIS / LEWIS	53.691	13	77	WORTHINGTON / TO	2:08.970	2:08.970	0.000
14	5	LEWIS / LEWIS	1:16.050	77	WORTHINGTON / TODD	54.305	14	5	LEWIS / LEWIS	2:09.741	2:10.456	0.715
15	64	CHRISTIAN / HARDISTY	1:16.989	11	COX / SHARPE	55.361	15	64	CHRISTIAN / HARDIS	2:13.412	2:13.540	0.128
16	11	COX / SHARPE	1:18.613	64	CHRISTIAN / HARDISTY	56.423	16	11	COX / SHARPE	2:13.974	2:14.563	0.589
17	101	RYDEN / PRENTICE	1:23.493	101	RYDEN / PRENTICE	59.907	17	101	RYDEN / PRENTICE	2:23.400	2:23.400	0.000
18							18	72	CHAMP / LINES		2:15.171	
19							19	69	BOOTE / MORRIS		2:03.451	
20							20	46	NOURISH / CHILD		2:04.106	

Weather / Track : Cloudy / Dry

Results can be found at [www.tsl-timing.com](http://www.tsl-timing.com)

Cadwell Park

Circuit Length = 2.1800 miles

Start: 10:39 Flag 10:49 End: 10:52

Printed - 10:52 Saturday, 07 August 2021

# International Sidecar Revival Meeting 2021

## Camathias Cup Sidecars

### SATURDAY FREE PRACTICE - STATISTICS

**Competitors Started** 20  
**Planned Start** 2021-08-07 @ 10:45:00.000  
**Actual Start** 2021-08-07 @ 10:39:45.618  
**Finish Time** 2021-08-07 @ 10:49:46.974  
**Track Length** 2.1800mi.  
**Total Laps** 73  
**Total Distance Covered** 159.1413mi.

#### Session Fastest Lap History

NO	CL	NAME	LAP TIME	TIME OF DAY	LAP	VEHICLE
33	Over	HEGARTY / NEAVE	<b>1:50.966</b>	10:42:03.584	1	Christie HONDA
33	Over	HEGARTY / NEAVE	<b>1:50.133</b>	10:43:53.717	2	Christie HONDA
33	Over	HEGARTY / NEAVE	<b>1:49.540</b>	10:47:33.424	4	Christie HONDA

#### Flag History

TYPE	TIME OF DAY
GREEN	10:39:45.618
FINISH	10:49:46.974

#### Flag Statistics

TYPE	COUNT	TOTAL LAPS	TOTAL TIME
Green	1	5	12:18.937
Red	0	0	0.000
Safety Car	0	0	0.000
FCY	0	0	0.000



**International Sidecar Revival Meeting 2021**  
**Camathias Cup Sidecars**  
**SATURDAY FREE PRACTICE - STATISTICS**

**CLASS : Over**

15 Starters

**Fastest Lap History**

NO	NAME	LAP TIME	TIME OF DAY	LAP	VEHICLE
33	HEGARTY / NEAVE	<b>1:50.966</b>	10:42:03.584	1	Christie HONDA
33	HEGARTY / NEAVE	<b>1:50.133</b>	10:43:53.717	2	Christie HONDA
33	HEGARTY / NEAVE	<b>1:49.540</b>	10:47:33.424	4	Christie HONDA

**Weather / Track : Cloudy / Dry**

Results can be found at [www.tsl-timing.com](http://www.tsl-timing.com)

Page 2 of 3

Cadwell Park  
Circuit Length = 2.1800 miles  
Start: 10:39 Flag 10:49 End: 10:52

Printed - 10:52 Saturday, 07 August 2021

**International Sidecar Revival Meeting 2021**  
**Camathias Cup Sidecars**  
**SATURDAY FREE PRACTICE - STATISTICS**

**CLASS : Upto**

**5 Starters**

**Fastest Lap History**

NO	NAME	LAP TIME	TIME OF DAY	LAP	VEHICLE
8	PERKINS / NICKELS	2:07.493	10:42:37.868	1	BMW 750
8	PERKINS / NICKELS	2:01.943	10:46:47.398	3	BMW 750

**Weather / Track : Cloudy / Dry**

**Results can be found at [www.tsl-timing.com](http://www.tsl-timing.com)**

**Page 3 of 3**

Cadwell Park  
Circuit Length = 2.1800 miles  
Start: 10:39 Flag 10:49 End: 10:52

*Printed - 10:52 Saturday, 07 August 2021*

# International Sidecar Revival Meeting 2021

## Camathias Cup Sidecars

### QUALIFYING - CLASSIFICATION

POS	NO	CL	PIC NAME	ENTRY	TIME	ON	LAPS	GAP	DIFF	MPH
1	9	Over	1 CLARKE / VISSCHER	KCR BMW - MOORESPEED - Eddys Moto	1:48.776	4	4			72.14
2	33	Over	2 HEGARTY / NEAVE	Christie HONDA -	1:50.224	1	2	1.448	1.448	71.20
3	4	Over	3 BELLAS / DAWSON	BLR IMP 1200 -	1:53.775	1	4	4.999	3.551	68.97
4	38	Over	4 CLANCY / CLANCY	Dewith HONDA - DeWith Motorsports	1:54.055	4	4	5.279	0.280	68.80
5	197	Over	5 DAWSON / DAWSON	BMW BELLAS 750 - Spicers Auctioneers and Valuers	1:54.397	2	4	5.621	0.342	68.60
6	24	Over	6 THIRKELL / JOHNSON	MRE BMW -	1:56.026	3	5	7.250	1.629	67.64
7	35	Over	7 GRISTWOOD / GRISTWOOD	D&D MOORESPEED BMW - Gristwood&Toms	1:57.851	4	4	9.075	1.825	66.59
8	69*	Over	8 BOOTE / MORRIS	MRE NOURISH -	1:58.036	3	3	9.260	0.185	66.48
9	147	Over	9 LISSAMAN / LEETON	JPR BMW -	1:58.238	4	6	9.462	0.202	66.37
10	8	Upto	1 PERKINS / NICKELS	BMW 750 - Pocket 2019	1:59.246	2	5	10.470	1.008	65.81
11	46	Over	10 NOURISH / CHILD	Nourish WESLAKE - Dave Nourish	2:02.332	3	6	13.556	3.086	64.15
12	17	Over	11 WALTERS / THOMAS	Bellas HONDA CB750 - Team Walters And Thomas Sic	2:04.382	2	4	15.606	2.050	63.09
13	77	Over	12 WORTHINGTON / TODD	Yamaha Xs 880Cc TERRY MEAD -	2:08.837	2	4	20.061	4.455	60.91
14	99	Upto	2 HOLDEN / HANNS	MRE BMW 750 -	2:10.758	1	2	21.982	1.921	60.01
15	11	Over	13 COX / SHARPE	Komnic BMC -	2:10.845	1	2	22.069	0.087	59.97
16	64	Upto	3 CHRISTIAN / HARDISTY	Norton COMMANDO -	2:12.179	1	4	23.403	1.334	59.37
17	5	Over	14 LEWIS / LEWIS	Bellas NOURISH -	2:12.978	1	1	24.202	0.799	59.01
18	101	Upto	4 RYDEN / PRENTICE	Crick BMW Sidecar 750 CC -	2:15.671	1	4	26.895	2.693	57.84

\* No. 69 - Please fit a working transponder

Weather / Track : Overcast / Dry

These results are provisional until the conclusion of any judicial and technical matters.

Cadwell Park

Circuit Length = 2.1800 miles

Start: 13:40 Flag 13:52 End: 13:54

Clerk Of Course :	Stewards :	Timekeeper : Craig Smith
-------------------	------------	--------------------------

Results can be found at [www.tsl-timing.com](http://www.tsl-timing.com)

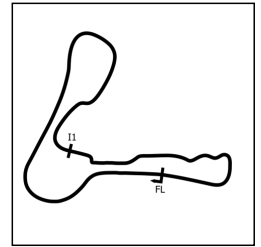
Printed - 13:54 Saturday, 07 August 2021



# International Sidecar Revival Meeting 2021

## Camathias Cup Sidecars

### QUALIFYING - SECTOR ANALYSIS



SECTOR 1 = FL to I1, SECTOR 2 = I1 to FL, DIFF = Difference To Personal Best Lap, P = Crossed Finish Line in Pit Lane, D = Time Disallowed

P1		9 Over		CLARKE / VISSCHER		KCR BMW - MOORESPEED - Eddys Moto	
IDEAL LAP TIME : 1:48.776		BEST LAP TIME : 1:48.776		DIFFERENCE : 0.000			
LAP	SECTOR 1	SECTOR 2	LAP TIME	MPH	DIFF	TIME OF DAY	
1 -	1:03.814	46.708	1:50.522	71.00	1.746	13:43:11.037	
2 -	1:03.445	46.960	1:50.405 (3)	71.08	1.629	13:45:01.442	
3 -	1:03.740	46.662	1:50.402 (2)	71.08	1.626	13:46:51.844	
4 -	<b>1:02.606</b>	<b>46.170</b>	<b>1:48.776 (1)</b>	<b>72.14</b>		<b>13:48:40.620</b>	

P2		33 Over		HEGARTY / NEAVE		Christie HONDA -	
IDEAL LAP TIME : 1:50.224		BEST LAP TIME : 1:50.224		DIFFERENCE : 0.000			
LAP	SECTOR 1	SECTOR 2	LAP TIME	MPH	DIFF	TIME OF DAY	
1 -	<b>1:03.195</b>	<b>47.029</b>	<b>1:50.224 (1)</b>	<b>71.20</b>		<b>13:43:10.842</b>	
2 -	1:04.923	IN PIT	4:19.874 P	30.19	2:29.650	13:47:30.716	

P3		4 Over		BELLAS / DAWSON		BLR IMP 1200 -	
IDEAL LAP TIME : 1:52.921		BEST LAP TIME : 1:53.775		DIFFERENCE : 0.854			
LAP	SECTOR 1	SECTOR 2	LAP TIME	MPH	DIFF	TIME OF DAY	
1 -	<b>1:05.522</b>	48.253	<b>1:53.775 (1)</b>	<b>68.97</b>		<b>13:43:20.896</b>	
2 -	1:06.470	<b>47.399</b>	1:53.869 (2)	68.92	0.094	13:45:14.765	
3 -	1:06.088	49.292	1:55.380	68.01	1.605	13:47:10.145	
4 -	1:06.118	47.924	1:54.042 (3)	68.81	0.267	13:49:04.187	

P4		38 Over		CLANCY / CLANCY		Dewith HONDA - DeWith Motorsports	
IDEAL LAP TIME : 1:54.055		BEST LAP TIME : 1:54.055		DIFFERENCE : 0.000			
LAP	SECTOR 1	SECTOR 2	LAP TIME	MPH	DIFF	TIME OF DAY	
1 -	1:11.469	50.342	2:01.811	64.42	7.756	13:43:33.091	
2 -	1:06.198	49.092	1:55.290 (3)	68.07	1.235	13:45:28.381	
3 -	1:05.883	48.927	1:54.810 (2)	68.35	0.755	13:47:23.191	
4 -	<b>1:05.690</b>	<b>48.365</b>	<b>1:54.055 (1)</b>	<b>68.80</b>		<b>13:49:17.246</b>	

P5		197 Over		DAWSON / DAWSON		BMW BELLAS 750 - Spicers Auctioneers and Valuers	
IDEAL LAP TIME : 1:53.893		BEST LAP TIME : 1:54.397		DIFFERENCE : 0.504			
LAP	SECTOR 1	SECTOR 2	LAP TIME	MPH	DIFF	TIME OF DAY	
1 -	1:06.602	49.014	1:55.616 (3)	67.88	1.219	13:43:20.064	
2 -	<b>1:05.023</b>	49.374	<b>1:54.397 (1)</b>	<b>68.60</b>		<b>13:45:14.461</b>	
3 -	1:06.038	49.360	1:55.398 (2)	68.00	1.001	13:47:09.859	
4 -	1:07.338	<b>48.870</b>	1:56.208	67.53	1.811	13:49:06.067	

P6		24 Over		THIRKELL / JOHNSON		MRE BMW -	
IDEAL LAP TIME : 1:55.806		BEST LAP TIME : 1:56.026		DIFFERENCE : 0.220			
LAP	SECTOR 1	SECTOR 2	LAP TIME	MPH	DIFF	TIME OF DAY	
1 -	1:07.533	48.938	1:56.471 (3)	67.38	0.445	13:43:20.751	
2 -	<b>1:07.443</b>	48.678	1:56.121 (2)	67.58	0.095	13:45:16.872	
3 -	1:07.663	<b>48.363</b>	<b>1:56.026 (1)</b>	<b>67.64</b>		<b>13:47:12.898</b>	
4 -	1:08.437	48.671	1:57.108	67.01	1.082	13:49:10.006	
5 -	1:08.142	51.766	1:59.908	65.45	3.882	13:51:09.914	

P7		35 Over		GRISTWOOD / GRISTWOOD		D&D MOORESPEED BMW - Gristwood&Toms	
IDEAL LAP TIME : 1:57.665		BEST LAP TIME : 1:57.851		DIFFERENCE : 0.186			
LAP	SECTOR 1	SECTOR 2	LAP TIME	MPH	DIFF	TIME OF DAY	
1 -	1:07.933	50.812	1:58.745	66.09	0.894	13:43:26.158	
2 -	1:07.825	50.917	1:58.742 (3)	66.09	0.891	13:45:24.900	
3 -	1:07.698	<b>50.378</b>	1:58.076 (2)	66.46	0.225	13:47:22.976	
4 -	<b>1:07.287</b>	50.564	<b>1:57.851 (1)</b>	<b>66.59</b>		<b>13:49:20.827</b>	

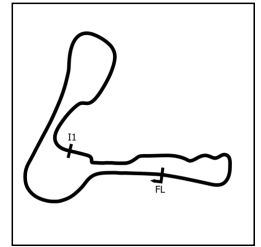
Weather / Track : Overcast / Dry

Cadwell Park  
Circuit Length = 2.1800 miles  
Start: 13:40 Flag 13:52 End: 13:54

# International Sidecar Revival Meeting 2021

## Camathias Cup Sidecars

### QUALIFYING - SECTOR ANALYSIS



SECTOR 1 = FL to I1, SECTOR 2 = I1 to FL, DIFF = Difference To Personal Best Lap, P = Crossed Finish Line in Pit Lane, D = Time Disallowed

P8 69 Over		BOOTE / MORRIS		MRE NOURISH -		
IDEAL LAP TIME :		BEST LAP TIME : 1:58.036		DIFFERENCE :		
LAP	SECTOR 1	SECTOR 2	LAP TIME	MPH	DIFF	TIME OF DAY
1 -			2:02.286 (3)	64.17	4.250	13:43:34.851
2 -			1:59.905 (2)	65.45	1.869	13:45:34.756
3 -			<b>1:58.036 (1)</b>	<b>66.48</b>		<b>13:47:32.792</b>

P9 147 Over		LISSAMAN / LEETON		JPR BMW -		
IDEAL LAP TIME : 1:57.446		BEST LAP TIME : 1:58.238		DIFFERENCE : 0.792		
LAP	SECTOR 1	SECTOR 2	LAP TIME	MPH	DIFF	TIME OF DAY
1 -	1:12.239	50.606	2:02.845	63.88	4.607	13:43:32.132
2 -	1:08.704	49.953	1:58.657 (3)	66.14	0.419	13:45:30.789
3 -	1:08.801	49.574	1:58.375 (2)	66.29	0.137	13:47:29.164
4 -	1:08.825	<b>49.413</b>	<b>1:58.238 (1)</b>	<b>66.37</b>		<b>13:49:27.402</b>
5 -	<b>1:08.033</b>	50.627	1:58.660	66.13	0.422	13:51:26.062
6 -	1:09.182	50.668	1:59.850	65.48	1.612	13:53:25.912

P10 8 Upto		PERKINS / NICKELS		BMW 750 - Pocket 2019		
IDEAL LAP TIME : 1:59.040		BEST LAP TIME : 1:59.246		DIFFERENCE : 0.206		
LAP	SECTOR 1	SECTOR 2	LAP TIME	MPH	DIFF	TIME OF DAY
1 -	1:12.414	51.975	2:04.389	63.09	5.143	13:43:37.558
2 -	<b>1:08.584</b>	50.662	<b>1:59.246 (1)</b>	<b>65.81</b>		<b>13:45:36.804</b>
3 -	1:09.230	51.543	2:00.773	64.98	1.527	13:47:37.577
4 -	1:10.090	50.674	2:00.764 (3)	64.98	1.518	13:49:38.341
5 -	1:08.863	<b>50.456</b>	1:59.319 (2)	65.77	0.073	13:51:37.660

P11 46 Over		NOURISH / CHILD		Nourish WESLAKE - Dave Nourish		
IDEAL LAP TIME : 2:01.989		BEST LAP TIME : 2:02.332		DIFFERENCE : 0.343		
LAP	SECTOR 1	SECTOR 2	LAP TIME	MPH	DIFF	TIME OF DAY
1 -	1:12.115	51.830	2:03.945	63.31	1.613	13:43:36.491
2 -	<b>1:10.887</b>	52.518	2:03.405 (3)	63.59	1.073	13:45:39.896
3 -	1:10.927	51.405	<b>2:02.332 (1)</b>	<b>64.15</b>		<b>13:47:42.228</b>
4 -	1:11.989	51.720	2:03.709	63.43	1.377	13:49:45.937
5 -	1:11.524	52.423	2:03.947	63.31	1.615	13:51:49.884
6 -	1:11.232	<b>51.102</b>	2:02.334 (2)	64.15	0.002	13:53:52.218

P12 17 Over		WALTERS / THOMAS		Bellas HONDA CB750 - Team Walters And Thomas Sidecar raci		
IDEAL LAP TIME : 2:04.382		BEST LAP TIME : 2:04.382		DIFFERENCE : 0.000		
LAP	SECTOR 1	SECTOR 2	LAP TIME	MPH	DIFF	TIME OF DAY
1 -	1:16.058	3:11.995	4:28.053	29.27	2:23.671	13:46:02.863
2 -	<b>1:12.243</b>	<b>52.139</b>	<b>2:04.382 (1)</b>	<b>63.09</b>		<b>13:48:07.245</b>
3 -	1:12.732	52.309	2:05.041 (2)	62.76	0.659	13:50:12.286
4 -	1:12.680	53.299	2:05.979 (3)	62.29	1.597	13:52:18.265

P13 77 Over		WORTHINGTON / TODD		Yamaha Xs 880Cc TERRY MEAD -		
IDEAL LAP TIME : 2:08.681		BEST LAP TIME : 2:08.837		DIFFERENCE : 0.156		
LAP	SECTOR 1	SECTOR 2	LAP TIME	MPH	DIFF	TIME OF DAY
1 -	1:16.243	54.363	2:10.606	60.08	1.769	13:43:46.216
2 -	<b>1:14.745</b>	54.092	<b>2:08.837 (1)</b>	<b>60.91</b>		<b>13:45:55.053</b>
3 -	1:15.084	<b>53.936</b>	2:09.020 (2)	60.82	0.183	13:48:04.073
4 -	1:14.929	54.717	2:09.646 (3)	60.53	0.809	13:50:13.719

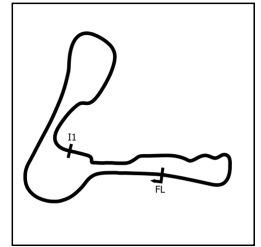
Weather / Track : Overcast / Dry

Cadwell Park  
Circuit Length = 2.1800 miles  
Start: 13:40 Flag 13:52 End: 13:54

# International Sidecar Revival Meeting 2021

## Camathias Cup Sidecars

### QUALIFYING - SECTOR ANALYSIS



SECTOR 1 = FL to I1, SECTOR 2 = I1 to FL, DIFF = Difference To Personal Best Lap, P = Crossed Finish Line in Pit Lane, D = Time Disallowed

LAP	SECTOR 1	SECTOR 2	LAP TIME	MPH	DIFF	TIME OF DAY
<b>P14 99 Upto HOLDEN / HANNS</b> MRE BMW 750 -						
IDEAL LAP TIME : 2:10.449		BEST LAP TIME : 2:10.758		DIFFERENCE : 0.309		
1 -	<b>1:16.549</b>	54.209	<b>2:10.758 (1)</b>	<b>60.01</b>		<b>13:43:52.903</b>
2 -	2:17.991	<b>53.900</b>	3:11.891 (2)	40.89	1:01.133	13:47:04.794
<b>P15 11 Over COX / SHARPE</b> Komnic BMC -						
IDEAL LAP TIME : 2:10.845		BEST LAP TIME : 2:10.845		DIFFERENCE : 0.000		
1 -	<b>1:16.019</b>	<b>54.826</b>	<b>2:10.845 (1)</b>	<b>59.97</b>		<b>13:43:52.348</b>
2 -	1:17.902	55.895	2:13.797 (2)	58.65	2.952	13:46:06.145
<b>P16 64 Upto CHRISTIAN / HARDISTY</b> Norton COMMANDO -						
IDEAL LAP TIME : 2:11.141		BEST LAP TIME : 2:12.179		DIFFERENCE : 1.038		
1 -	<b>1:15.538</b>	56.641	<b>2:12.179 (1)</b>	<b>59.37</b>		<b>13:43:52.245</b>
2 -	1:18.791	57.822	2:16.613	57.44	4.434	13:46:08.858
3 -	1:19.155	57.174	2:16.329 (3)	57.56	4.150	13:48:25.187
4 -	1:16.595	<b>55.603</b>	2:12.198 (2)	59.36	0.019	13:50:37.385
<b>P17 5 Over LEWIS / LEWIS</b> Bellas NOURISH -						
IDEAL LAP TIME : 2:12.978		BEST LAP TIME : 2:12.978		DIFFERENCE : 0.000		
1 -	<b>1:15.638</b>	<b>57.340</b>	<b>2:12.978 (1)</b>	<b>59.01</b>		<b>13:43:50.876</b>
<b>P18 101 Upto RYDEN / PRENTICE</b> Crick BMW Sidecar 750 CC -						
IDEAL LAP TIME : 2:15.285		BEST LAP TIME : 2:15.671		DIFFERENCE : 0.386		
1 -	1:18.705	<b>56.966</b>	<b>2:15.671 (1)</b>	<b>57.84</b>		<b>13:43:52.123</b>
2 -	1:19.433	57.586	2:17.019 (3)	57.27	1.348	13:46:09.142
3 -	<b>1:18.319</b>	57.669	2:15.988 (2)	57.71	0.317	13:48:25.130
4 -	1:21.012	57.521	2:18.533	56.65	2.862	13:50:43.663

# International Sidecar Revival Meeting 2021

## Camathias Cup Sidecars

### QUALIFYING - BEST SECTORS

SECTOR 1				SECTOR 2				IDEAL / BEST COMPARISON				
POS	NO	NAME	TIME	NO	NAME	TIME	POS	NO	NAME	IDEAL	BEST	DIFF
									<b>PERFECT LAP</b>	<b>1:48.776</b>		
1	9	CLARKE / VISSCHER	1:02.606	9	CLARKE / VISSCHER	46.170	1	9	CLARKE / VISSCHER	1:48.776	1:48.776	0.000
2	33	HEGARTY / NEAVE	1:03.195	33	HEGARTY / NEAVE	47.029	2	33	HEGARTY / NEAVE	1:50.224	1:50.224	0.000
3	197	DAWSON / DAWSON	1:05.023	4	BELLAS / DAWSON	47.399	3	4	BELLAS / DAWSON	1:52.921	1:53.775	0.854
4	4	BELLAS / DAWSON	1:05.522	24	THIRKELL / JOHNSON	48.363	4	197	DAWSON / DAWSON	1:53.893	1:54.397	0.504
5	38	CLANCY / CLANCY	1:05.690	38	CLANCY / CLANCY	48.365	5	38	CLANCY / CLANCY	1:54.055	1:54.055	0.000
6	35	GRISTWOOD / GRISTWOOD	1:07.287	197	DAWSON / DAWSON	48.870	6	24	THIRKELL / JOHNSON	1:55.806	1:56.026	0.220
7	24	THIRKELL / JOHNSON	1:07.443	147	LISSAMAN / LEETON	49.413	7	147	LISSAMAN / LEETON	1:57.446	1:58.238	0.792
8	147	LISSAMAN / LEETON	1:08.033	35	GRISTWOOD / GRISTWOOD	50.378	8	35	GRISTWOOD / GRISTWOOD	1:57.665	1:57.851	0.186
9	8	PERKINS / NICKELS	1:08.584	8	PERKINS / NICKELS	50.456	9	8	PERKINS / NICKELS	1:59.040	1:59.246	0.206
10	46	NOURISH / CHILD	1:10.887	46	NOURISH / CHILD	51.102	10	46	NOURISH / CHILD	2:01.989	2:02.332	0.343
11	17	WALTERS / THOMAS	1:12.243	17	WALTERS / THOMAS	52.139	11	17	WALTERS / THOMAS	2:04.382	2:04.382	0.000
12	77	WORTHINGTON / TODD	1:14.745	99	HOLDEN / HANNS	53.900	12	77	WORTHINGTON / TODD	2:08.681	2:08.837	0.156
13	64	CHRISTIAN / HARDISTY	1:15.538	77	WORTHINGTON / TODD	53.936	13	99	HOLDEN / HANNS	2:10.449	2:10.758	0.309
14	5	LEWIS / LEWIS	1:15.638	11	COX / SHARPE	54.826	14	11	COX / SHARPE	2:10.845	2:10.845	0.000
15	11	COX / SHARPE	1:16.019	64	CHRISTIAN / HARDISTY	55.603	15	64	CHRISTIAN / HARDISTY	2:11.141	2:12.179	1.038
16	99	HOLDEN / HANNS	1:16.549	101	RYDEN / PRENTICE	56.966	16	5	LEWIS / LEWIS	2:12.978	2:12.978	0.000
17	101	RYDEN / PRENTICE	1:18.319	5	LEWIS / LEWIS	57.340	17	101	RYDEN / PRENTICE	2:15.285	2:15.671	0.386
18							18	69	BOOTE / MORRIS		1:58.036	

Weather / Track : Overcast / Dry

Results can be found at [www.tsl-timing.com](http://www.tsl-timing.com)

Cadwell Park  
Circuit Length = 2.1800 miles  
Start: 13:40 Flag 13:52 End: 13:54

Printed - 13:54 Saturday, 07 August 2021

# International Sidecar Revival Meeting 2021

## Camathias Cup Sidecars

### QUALIFYING - STATISTICS

**Competitors Started** 18  
**Planned Start** 2021-08-07 @ 13:30:00.000  
**Actual Start** 2021-08-07 @ 13:40:33.306  
**Finish Time** 2021-08-07 @ 13:52:37.885  
**Track Length** 2.1800mi.  
**Total Laps** 68  
**Total Distance Covered** 148.2412mi.

### Session Fastest Lap History

NO	CL	NAME	LAP TIME	TIME OF DAY	LAP	VEHICLE
33	Over	HEGARTY / NEAVE	1:50.224	13:43:10.864	1	Christie HONDA
9	Over	CLARKE / VISSCHER	1:48.776	13:48:40.640	4	KCR BMW - MOORESPEED

### Flag History

TYPE	TIME OF DAY
GREEN	13:40:33.306
FINISH	13:52:37.885

### Flag Statistics

TYPE	COUNT	TOTAL LAPS	TOTAL TIME
Green	1	6	13:57.217
Red	0	0	0.000
Safety Car	0	0	0.000
FCY	0	0	0.000



# International Sidecar Revival Meeting 2021

## Camathias Cup Sidecars

### QUALIFYING - STATISTICS

CLASS : Over

14 Starters

#### Fastest Lap History

NO	NAME	LAP TIME	TIME OF DAY	LAP	VEHICLE
33	HEGARTY / NEAVE	1:50.224	13:43:10.864	1	Christie HONDA
9	CLARKE / VISSCHER	1:48.776	13:48:40.640	4	KCR BMW - MOORESPEED

# International Sidecar Revival Meeting 2021

## Camathias Cup Sidecars

### QUALIFYING - STATISTICS

CLASS : Upto

4 Starters


#### Fastest Lap History

NO	NAME	LAP TIME	TIME OF DAY	LAP	VEHICLE
8	PERKINS / NICKELS	<b>2:04.389</b>	13:43:37.580	1	BMW 750
8	PERKINS / NICKELS	<b>1:59.246</b>	13:45:36.826	2	BMW 750

# International Sidecar Revival Meeting 2021

## Camathias Cup Sidecars

### RACE 14 - GRID (6 Laps)

ROW 11	21	72	CHAMP / LINES	22	125	THOMAS / ROBINSON				
ROW 10		19	7	GRAY / RANSLEY	20	54	QUIRK / WESTON			
ROW 9		2:12.978	17	5	LEWIS / LEWIS	18	2:15.671	101	RYDEN / PRENTICE	
ROW 8			2:10.845	15	11	COX / SHARPE	16	2:12.179	64	CHRISTIAN / HARDISTY
ROW 7		2:08.837	13	77	WORTHINGTON / TODD	14	2:10.758	99	HOLDEN / HANNS	
ROW 6			2:02.332	11	46	NOURISH / CHILD	12	2:04.382	17	WALTERS / THOMAS
ROW 5		1:58.238	9	147	LISSAMAN / LEETON	10	1:59.246	8	PERKINS / NICKELS	
ROW 4			1:57.851	7	35	GRISTWOOD / GRISTWOOD	8	1:58.036	69	BOOTE / MORRIS
ROW 3		1:54.397	5	197	DAWSON / DAWSON	6	1:56.026	24	THIRKELL / JOHNSON	
ROW 2			1:53.775	3	4	BELLAS / DAWSON	4	1:54.055	38	CLANCY / CLANCY
ROW 1		1:48.776	1	9	CLARKE / VISSCHER	2	1:50.224	33	HEGARTY / NEAVE	
<b>Pole</b>										
										

Cadwell Park

Circuit Length = 2.1800 miles

These results are provisional until the conclusion of any judicial and technical matters.

Clerk Of Course :	Stewards :	Timekeeper : Craig Smith
-------------------	------------	--------------------------

Results can be found at [www.tsl-timing.com](http://www.tsl-timing.com)

Printed - 13:56 Saturday, 07 August 2021



# International Sidecar Revival Meeting 2021

## Camathias Cup Sidecars

### RACE 14 - CLASSIFICATION

POS	NO	CL	PIC NAME	ENTRY	LAPS	TIME	GAP	DIFF	MPH	BEST	ON
1	9	Over	1 CLARKE / VISSCHER	KCR BMW - MOORESPEED - Eddys Moto	4	7:45.743			67.40	1:53.617	2
2	197	Over	2 DAWSON / DAWSON	BMW BELLAS 750 - Spicers Auctioneers and Valuer	4	7:56.428	10.685	10.685	65.89	1:56.667	3
3	24	Over	3 THIRKELL / JOHNSON	MRE BMW -	4	8:01.365	15.622	4.937	65.21	1:57.779	3
4	35	Over	4 GRISTWOOD / GRISTWOOD	D&D MOORESPEED BMW - Gristwood&Toms	4	8:04.359	18.616	2.994	64.81	1:58.744	3
5	38	Over	5 CLANCY / CLANCY	Dewith HONDA - DeWith Motorsports	4	8:04.501	18.758	0.142	64.79	1:58.085	3
6	147	Over	6 LISSAMAN / LEETON	JPR BMW -	4	8:05.344	19.601	0.843	64.68	1:58.683	4
7	54	Over	7 QUIRK / WESTON	Bellas VINCENT - Quirk's Classics	4	8:21.837	36.094	16.493	62.55	1:59.300	3
8	69*	Over	8 BOOTE / MORRIS	MRE NOURISH -	4	8:28.120	42.377	6.283	61.78	2:03.143	2
9	46	Over	9 NOURISH / CHILD	Nourish WESLAKE - Dave Nourish	4	8:34.176	48.433	6.056	61.05	2:04.459	3
10	8	Upto	1 PERKINS / NICKELS	BMW 750 - Pocket 2019	4	8:39.128	53.385	4.952	60.47	2:07.816	4
11	77	Over	10 WORTHINGTON / TODD	Yamaha Xs 880Cc TERRY MEAD -	4	9:00.017	1:14.274	20.889	58.13	2:13.118	2
12	101	Upto	2 RYDEN / PRENTICE	Crick BMW Sidecar 750 CC -	4	9:14.016	1:28.273	13.999	56.66	2:14.396	4
13	64	Upto	3 CHRISTIAN / HARDISTY	Norton COMMANDO -	4	9:14.220	1:28.477	0.204	56.64	2:15.165	4
14	11	Over	11 COX / SHARPE	Komnic BMC -	4	9:16.692	1:30.949	2.472	56.39	2:16.509	4
15	99	Upto	4 HOLDEN / HANNS	MRE BMW 750 -	4	9:37.669	1:51.926	20.977	54.34	2:16.623	2

#### NOT CLASSIFIED

DNF	72*	Upto	CHAMP / LINES	Norton COMMANDO -	2	4:41.335	2 Laps	2 Laps	55.79	2:16.093	2
-----	-----	------	---------------	-------------------	---	----------	--------	--------	-------	----------	---

#### FASTEST LAP

9	Over	CLARKE / VISSCHER	KCR BMW - MOORESPEED - Eddys Moto	2	1:53.617	69.07 mph	111.16 kph
8	Upto	PERKINS / NICKELS	BMW 750 - Pocket 2019	4	2:07.816	61.40 mph	98.81 kph

\* No. 69 & 72 - Please fit a transponder in accordance with BMCRC regulations

Class Over - 92.5% of Race Speed = 62.34 mph

Class Upto - 92.5% of Race Speed = 55.93 mph

Cadwell Park: 2.1800 miles

Race Distance: 4 Laps / 8.72 miles

Start: 18:15 Flag 18:23 End: 18:25

Weather / Track : Cloudy / Drying

These results are provisional until the conclusion of any judicial and technical matters.

Clerk Of Course :	Stewards :	Timekeeper : Craig Smith
-------------------	------------	--------------------------

Results can be found at [www.tsl-timing.com](http://www.tsl-timing.com)

Printed - 18:26 Saturday, 07 August 2021



# International Sidecar Revival Meeting 2021

## Camathias Cup Sidecars

### RACE 14 - LAP CHART

#### LAP 1 @ 18:17:31.822

NO	BEHIND	LAP TIME
197		2:02.579
9	0.411	2:02.990
24	2.829	2:05.408
35	3.403	2:05.982
147	4.480	2:07.059
38	6.338	2:08.917
69	6.600	2:09.179
8	10.596	2:13.175
46	12.294	2:14.873
54	12.921	2:15.500
77	16.016	2:18.595
101	20.976	2:23.555
64	21.711	2:24.290
11	21.901	2:24.480
72	22.663	2:25.242
99	24.430	2:27.009

38	18.758	1:58.488
147	19.601	1:58.683
54	36.094	2:01.497
69	42.377	2:11.027
46	48.433	2:07.509
8	53.385	2:07.816
77	1:14.274	2:14.116
101	1:28.273	2:14.396
64	1:28.477	2:15.165
11	1:30.949	2:16.509
99	1:51.926	2:36.102

#### LAP 2 @ 18:19:25.850

NO	BEHIND	LAP TIME
9		1:53.617
197	3.445	1:57.473
24	7.190	1:58.389
35	9.817	2:00.442
147	10.356	1:59.904
38	11.321	1:59.011
69	15.715	2:03.143
54	24.433	2:05.540
8	24.748	2:08.180
46	25.601	2:07.335
77	35.106	2:13.118
101	44.158	2:17.210
64	44.571	2:16.888
72	44.728	2:16.093
11	45.209	2:17.336
99	47.025	2:16.623

#### LAP 3 @ 18:21:19.862

NO	BEHIND	LAP TIME
9		1:54.012
197	6.100	1:56.667
24	10.957	1:57.779
35	14.549	1:58.744
38	15.394	1:58.085
147	16.042	1:59.698
69	26.474	2:04.771
54	29.721	1:59.300
46	36.048	2:04.459
8	40.693	2:09.957
77	55.282	2:14.188
64	1:08.436	2:17.877
101	1:09.001	2:18.855
11	1:09.564	2:18.367
99	1:10.948	2:17.935

#### LAP 4 @ 18:23:14.986

NO	BEHIND	LAP TIME
9		1:55.124
197	10.685	1:59.709
24	15.622	1:59.789
35	18.616	1:59.191

Weather / Track : Cloudy / Drying

Results can be found at [www.tsl-timing.com](http://www.tsl-timing.com)

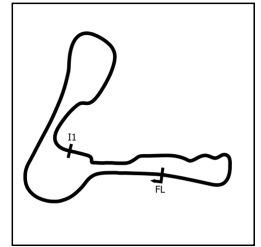
Cadwell Park  
Circuit Length = 2.1800 miles  
Start: 18:15 Flag 18:23 End: 18:25

Printed - 18:26 Saturday, 07 August 2021

# International Sidecar Revival Meeting 2021

## Camathias Cup Sidecars

### RACE 14 - SECTOR ANALYSIS



SECTOR 1 = FL to I1, SECTOR 2 = I1 to FL, DIFF = Difference To Personal Best Lap, P = Crossed Finish Line in Pit Lane, D = Time Disallowed

P1 9 Over		CLARKE / VISSCHER		KCR BMW - MOORESPEED - Eddys Moto		
IDEAL LAP TIME : 1:53.035		BEST LAP TIME : 1:53.617		DIFFERENCE : 0.582		
LAP	SECTOR 1	SECTOR 2	LAP TIME	MPH	DIFF	TIME OF DAY
1 -		51.672	2:02.990	63.81	9.373	18:17:32.233
2 -	1:03.834	<b>49.783</b>	<b>1:53.617 (1)</b>	<b>69.07</b>		<b>18:19:25.850</b>
3 -	<b>1:03.252</b>	50.760	1:54.012 (2)	68.83	0.395	18:21:19.862
4 -	1:03.843	51.281	1:55.124 (3)	68.17	1.507	18:23:14.986

P2 197 Over		DAWSON / DAWSON		BMW BELLAS 750 - Spicers Auctioneers and Valuers		
IDEAL LAP TIME : 1:56.193		BEST LAP TIME : 1:56.667		DIFFERENCE : 0.474		
LAP	SECTOR 1	SECTOR 2	LAP TIME	MPH	DIFF	TIME OF DAY
1 -		<b>50.652</b>	2:02.579	64.02	5.912	18:17:31.822
2 -	1:06.700	50.773	1:57.473 (2)	66.80	0.806	18:19:29.295
3 -	<b>1:05.541</b>	51.126	<b>1:56.667 (1)</b>	<b>67.26</b>		<b>18:21:25.962</b>
4 -	1:07.901	51.808	1:59.709 (3)	65.55	3.042	18:23:25.671

P3 24 Over		THIRKELL / JOHNSON		MRE BMW -		
IDEAL LAP TIME : 1:57.380		BEST LAP TIME : 1:57.779		DIFFERENCE : 0.399		
LAP	SECTOR 1	SECTOR 2	LAP TIME	MPH	DIFF	TIME OF DAY
1 -		50.999	2:05.408	62.58	7.629	18:17:34.651
2 -	1:08.254	<b>50.135</b>	1:58.389 (2)	66.29	0.610	18:19:33.040
3 -	<b>1:07.245</b>	50.534	<b>1:57.779 (1)</b>	<b>66.63</b>		<b>18:21:30.819</b>
4 -	1:08.753	51.036	1:59.789 (3)	65.51	2.010	18:23:30.608

P4 35 Over		GRISTWOOD / GRISTWOOD		D&D MOORESPEED BMW - Gristwood&Toms		
IDEAL LAP TIME : 1:58.544		BEST LAP TIME : 1:58.744		DIFFERENCE : 0.200		
LAP	SECTOR 1	SECTOR 2	LAP TIME	MPH	DIFF	TIME OF DAY
1 -		52.537	2:05.982	62.29	7.238	18:17:35.225
2 -	1:08.536	51.906	2:00.442 (3)	65.16	1.698	18:19:35.667
3 -	<b>1:06.810</b>	51.934	<b>1:58.744 (1)</b>	<b>66.09</b>		<b>18:21:34.411</b>
4 -	1:07.457	<b>51.734</b>	1:59.191 (2)	65.84	0.447	18:23:33.602

P5 38 Over		CLANCY / CLANCY		Dewith HONDA - DeWith Motorsports		
IDEAL LAP TIME : 1:58.085		BEST LAP TIME : 1:58.085		DIFFERENCE : 0.000		
LAP	SECTOR 1	SECTOR 2	LAP TIME	MPH	DIFF	TIME OF DAY
1 -		53.152	2:08.917	60.87	10.832	18:17:38.160
2 -	1:06.881	52.130	1:59.011 (3)	65.94	0.926	18:19:37.171
3 -	<b>1:06.486</b>	<b>51.599</b>	<b>1:58.085 (1)</b>	<b>66.46</b>		<b>18:21:35.256</b>
4 -	1:06.814	51.674	1:58.488 (2)	66.23	0.403	18:23:33.744

P6 147 Over		LISSAMAN / LEETON		JPR BMW -		
IDEAL LAP TIME : 1:58.683		BEST LAP TIME : 1:58.683		DIFFERENCE : 0.000		
LAP	SECTOR 1	SECTOR 2	LAP TIME	MPH	DIFF	TIME OF DAY
1 -		51.729	2:07.059	61.76	8.376	18:17:36.302
2 -	1:08.567	51.337	1:59.904 (3)	65.45	1.221	18:19:36.206
3 -	1:08.399	51.299	1:59.698 (2)	65.56	1.015	18:21:35.904
4 -	<b>1:07.888</b>	<b>50.795</b>	<b>1:58.683 (1)</b>	<b>66.12</b>		<b>18:23:34.587</b>

P7 54 Over		QUIRK / WESTON		Bellas VINCENT - Quirk's Classics		
IDEAL LAP TIME : 1:59.300		BEST LAP TIME : 1:59.300		DIFFERENCE : 0.000		
LAP	SECTOR 1	SECTOR 2	LAP TIME	MPH	DIFF	TIME OF DAY
1 -		52.306	2:15.500	57.91	16.200	18:17:44.743
2 -	1:11.960	53.580	2:05.540 (3)	62.51	6.240	18:19:50.283
3 -	<b>1:08.342</b>	<b>50.958</b>	<b>1:59.300 (1)</b>	<b>65.78</b>		<b>18:21:49.583</b>
4 -	1:09.325	52.172	2:01.497 (2)	64.59	2.197	18:23:51.080

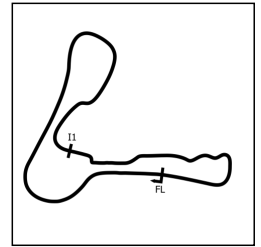
Weather / Track : Cloudy / Drying

Cadwell Park  
Circuit Length = 2.1800 miles  
Start: 18:15 Flag 18:23 End: 18:25

# International Sidecar Revival Meeting 2021

## Camathias Cup Sidecars

### RACE 14 - SECTOR ANALYSIS



SECTOR 1 = FL to I1, SECTOR 2 = I1 to FL, DIFF = Difference To Personal Best Lap, P = Crossed Finish Line in Pit Lane, D = Time Disallowed

P8 69 Over BOOTE / MORRIS			MRE NOURISH -			
IDEAL LAP TIME :		BEST LAP TIME : 2:03.143	DIFFERENCE :			
LAP	SECTOR 1	SECTOR 2	LAP TIME	MPH	DIFF	TIME OF DAY
1 -			2:09.179 (3)	60.75	6.036	18:17:38.422
2 -			<b>2:03.143 (1)</b>	<b>63.73</b>		<b>18:19:41.565</b>
3 -			2:04.771 (2)	62.89	1.628	18:21:46.336
4 -			2:11.027	59.89	7.884	18:23:57.363

P9 46 Over NOURISH / CHILD			Nourish WESLAKE - Dave Nourish			
IDEAL LAP TIME : 2:04.459		BEST LAP TIME : 2:04.459	DIFFERENCE : 0.000			
LAP	SECTOR 1	SECTOR 2	LAP TIME	MPH	DIFF	TIME OF DAY
1 -		54.086	2:14.873	58.18	10.414	18:17:44.116
2 -	1:13.016	54.319	2:07.335 (2)	61.63	2.876	18:19:51.451
3 -	<b>1:10.902</b>	<b>53.557</b>	<b>2:04.459 (1)</b>	<b>63.05</b>		<b>18:21:55.910</b>
4 -	1:13.035	54.474	2:07.509 (3)	61.54	3.050	18:24:03.419

P10 8 Upto PERKINS / NICKELS			BMW 750 - Pocket 2019			
IDEAL LAP TIME : 2:05.610		BEST LAP TIME : 2:07.816	DIFFERENCE : 2.206			
LAP	SECTOR 1	SECTOR 2	LAP TIME	MPH	DIFF	TIME OF DAY
1 -		<b>54.234</b>	2:13.175	58.93	5.359	18:17:42.418
2 -	1:13.756	54.424	2:08.180 (2)	61.22	0.364	18:19:50.598
3 -	<b>1:11.376</b>	58.581	2:09.957 (3)	60.38	2.141	18:22:00.555
4 -	1:12.997	54.819	<b>2:07.816 (1)</b>	<b>61.40</b>		<b>18:24:08.371</b>

P11 77 Over WORTHINGTON / TODD			Yamaha Xs 880Cc TERRY MEAD -			
IDEAL LAP TIME : 2:11.753		BEST LAP TIME : 2:13.118	DIFFERENCE : 1.365			
LAP	SECTOR 1	SECTOR 2	LAP TIME	MPH	DIFF	TIME OF DAY
1 -		<b>55.620</b>	2:18.595	56.62	5.477	18:17:47.838
2 -	<b>1:16.133</b>	56.985	<b>2:13.118 (1)</b>	<b>58.95</b>		<b>18:20:00.956</b>
3 -	1:17.221	56.967	2:14.188 (3)	58.48	1.070	18:22:15.144
4 -	1:17.662	56.454	2:14.116 (2)	58.51	0.998	18:24:29.260

P12 101 Upto RYDEN / PRENTICE			Crick BMW Sidecar 750 CC -			
IDEAL LAP TIME : 2:14.396		BEST LAP TIME : 2:14.396	DIFFERENCE : 0.000			
LAP	SECTOR 1	SECTOR 2	LAP TIME	MPH	DIFF	TIME OF DAY
1 -		57.016	2:23.555	54.66	9.159	18:17:52.798
2 -	1:19.364	57.846	2:17.210 (2)	57.19	2.814	18:20:10.008
3 -	1:19.936	58.919	2:18.855 (3)	56.51	4.459	18:22:28.863
4 -	<b>1:17.808</b>	<b>56.588</b>	<b>2:14.396 (1)</b>	<b>58.39</b>		<b>18:24:43.259</b>

P13 64 Upto CHRISTIAN / HARDISTY			Norton COMMANDO -			
IDEAL LAP TIME : 2:14.677		BEST LAP TIME : 2:15.165	DIFFERENCE : 0.488			
LAP	SECTOR 1	SECTOR 2	LAP TIME	MPH	DIFF	TIME OF DAY
1 -		<b>57.380</b>	2:24.290	54.39	9.125	18:17:53.533
2 -	1:19.234	57.654	2:16.888 (2)	57.33	1.723	18:20:10.421
3 -	1:19.762	58.115	2:17.877 (3)	56.92	2.712	18:22:28.298
4 -	<b>1:17.297</b>	57.868	<b>2:15.165 (1)</b>	<b>58.06</b>		<b>18:24:43.463</b>

P14 11 Over COX / SHARPE			Komnic BMC -			
IDEAL LAP TIME : 2:15.147		BEST LAP TIME : 2:16.509	DIFFERENCE : 1.362			
LAP	SECTOR 1	SECTOR 2	LAP TIME	MPH	DIFF	TIME OF DAY
1 -		<b>56.283</b>	2:24.480	54.31	7.971	18:17:53.723
2 -	1:20.035	57.301	2:17.336 (2)	57.14	0.827	18:20:11.059
3 -	1:19.343	59.024	2:18.367 (3)	56.71	1.858	18:22:29.426
4 -	<b>1:18.864</b>	57.645	<b>2:16.509 (1)</b>	<b>57.49</b>		<b>18:24:45.935</b>

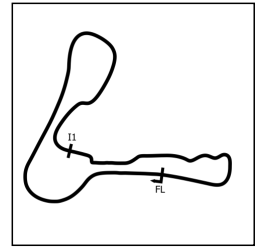
Weather / Track : Cloudy / Drying

Cadwell Park  
Circuit Length = 2.1800 miles  
Start: 18:15 Flag 18:23 End: 18:25

# International Sidecar Revival Meeting 2021

## Camathias Cup Sidecars

### RACE 14 - SECTOR ANALYSIS



SECTOR 1 = FL to I1, SECTOR 2 = I1 to FL, DIFF = Difference To Personal Best Lap, P = Crossed Finish Line in Pit Lane, D = Time Disallowed

<b>P15 99 Upto HOLDEN / HANNS</b>		MRE BMW 750 -				
IDEAL LAP TIME : 2:14.642		BEST LAP TIME : 2:16.623		DIFFERENCE : 1.981		
LAP	SECTOR 1	SECTOR 2	LAP TIME	MPH	DIFF	TIME OF DAY
1 -		<b>56.920</b>	2:27.009 (3)	53.38	10.386	18:17:56.252
2 -	1:17.769	58.854	<b>2:16.623 (1)</b>	<b>57.44</b>		<b>18:20:12.875</b>
3 -	1:18.076	59.859	2:17.935 (2)	56.89	1.312	18:22:30.810
4 -	<b>1:17.722</b>	1:18.380	2:36.102	50.27	19.479	18:25:06.912

<b>P16 72 Upto CHAMP / LINES</b>		Norton COMMANDO -				
IDEAL LAP TIME :		BEST LAP TIME : 2:16.093		DIFFERENCE :		
LAP	SECTOR 1	SECTOR 2	LAP TIME	MPH	DIFF	TIME OF DAY
1 -			2:25.242 (2)	54.03	9.149	18:17:54.485
2 -			<b>2:16.093 (1)</b>	<b>57.66</b>		<b>18:20:10.578</b>



# International Sidecar Revival Meeting 2021

## Camathias Cup Sidecars

### RACE 14 - BEST SECTORS

SECTOR 1			SECTOR 2			IDEAL / BEST COMPARISON						
POS	NO	NAME	TIME	NO	NAME	TIME	POS	NO	NAME	IDEAL	BEST	DIFF
									<b>PERFECT LAP</b>	<b>1:53.035</b>		
1	9	CLARKE / VISSCHER	1:03.252	9	CLARKE / VISSCHER	49.783	1	9	CLARKE / VISSCHER	1:53.035	1:53.617	0.582
2	197	DAWSON / DAWSON	1:05.541	24	THIRKELL / JOHNSON	50.135	2	197	DAWSON / DAWSON	1:56.193	1:56.667	0.474
3	38	CLANCY / CLANCY	1:06.486	197	DAWSON / DAWSON	50.652	3	24	THIRKELL / JOHNSON	1:57.380	1:57.779	0.399
4	35	GRISTWOOD / GRISTWOOD	1:06.810	147	LISSAMAN / LEETON	50.795	4	38	CLANCY / CLANCY	1:58.085	1:58.085	0.000
5	24	THIRKELL / JOHNSON	1:07.245	54	QUIRK / WESTON	50.958	5	35	GRISTWOOD / GRISTWOOD	1:58.544	1:58.744	0.200
6	147	LISSAMAN / LEETON	1:07.888	38	CLANCY / CLANCY	51.599	6	147	LISSAMAN / LEETON	1:58.683	1:58.683	0.000
7	54	QUIRK / WESTON	1:08.342	35	GRISTWOOD / GRISTWOOD	51.734	7	54	QUIRK / WESTON	1:59.300	1:59.300	0.000
8	46	NOURISH / CHILD	1:10.902	46	NOURISH / CHILD	53.557	8	46	NOURISH / CHILD	2:04.459	2:04.459	0.000
9	8	PERKINS / NICKELS	1:11.376	8	PERKINS / NICKELS	54.234	9	8	PERKINS / NICKELS	2:05.610	2:07.816	2.206
10	77	WORTHINGTON / TODD	1:16.133	77	WORTHINGTON / TODD	55.620	10	77	WORTHINGTON / TODD	2:11.753	2:13.118	1.365
11	64	CHRISTIAN / HARDISTY	1:17.297	11	COX / SHARPE	56.283	11	101	RYDEN / PRENTICE	2:14.396	2:14.396	0.000
12	99	HOLDEN / HANNS	1:17.722	101	RYDEN / PRENTICE	56.588	12	99	HOLDEN / HANNS	2:14.642	2:16.623	1.981
13	101	RYDEN / PRENTICE	1:17.808	99	HOLDEN / HANNS	56.920	13	64	CHRISTIAN / HARDISTY	2:14.677	2:15.165	0.488
14	11	COX / SHARPE	1:18.864	64	CHRISTIAN / HARDISTY	57.380	14	11	COX / SHARPE	2:15.147	2:16.509	1.362
15							15	72	CHAMP / LINES		2:16.093	
16							16	69	BOOTE / MORRIS		2:03.143	

Weather / Track : Cloudy / Drying

Results can be found at [www.tsl-timing.com](http://www.tsl-timing.com)

Cadwell Park  
Circuit Length = 2.1800 miles  
Start: 18:15 Flag 18:23 End: 18:25

Printed - 18:25 Saturday, 07 August 2021

# International Sidecar Revival Meeting 2021

## Camathias Cup Sidecars

### RACE 14 - STATISTICS

**Competitors Started** 16  
**Planned Start** 2021-08-07 @ 18:15:00.000  
**Actual Start** 2021-08-07 @ 18:15:29.242  
**Finish Time** 2021-08-07 @ 18:23:14.985  
**Track Length** 2.1800mi.  
**Total Laps** 62  
**Total Distance Covered** 135.1611mi.

#### Session Fastest Lap History

NO	CL	NAME	LAP TIME	TIME OF DAY	LAP	VEHICLE
197	Over	DAWSON / DAWSON	2:02.579	18:17:31.845	1	BMW BELLAS 750
9	Over	CLARKE / VISSCHER	1:53.617	18:19:25.872	2	KCR BMW - MOORESPEED

#### Session Leader History

NO	CL	NAME	FROM LAP	LAPS LED	DISTANCE	VEHICLE
197	Over	DAWSON / DAWSON	1	1	2.18 miles	BMW BELLAS 750
9	Over	CLARKE / VISSCHER	2	3	6.54 miles	KCR BMW - MOORESPEED

#### Flag History

TYPE	TIME OF DAY
GREEN	18:15:29.242
FINISH	18:23:14.985

#### Flag Statistics

TYPE	COUNT	TOTAL LAPS	TOTAL TIME
Green	1	4	9:40.313
Red	0	0	0.000
Safety Car	0	0	0.000
FCY	0	0	0.000

# International Sidecar Revival Meeting 2021

## Camathias Cup Sidecars

### RACE 14 - STATISTICS

**CLASS : Over**

11 Starters

#### Fastest Lap History

NO	NAME	LAP TIME	TIME OF DAY	LAP	VEHICLE
197	DAWSON / DAWSON	2:02.579	18:17:31.845	1	BMW BELLAS 750
9	CLARKE / VISSCHER	1:53.617	18:19:25.872	2	KCR BMW - MOORESPEED

#### Leader History

NO	NAME	FROM LAP	LAPS LED	DISTANCE	VEHICLE
197	DAWSON / DAWSON	1	1	2.18 miles	BMW BELLAS 750
9	CLARKE / VISSCHER	2	3	6.54 miles	KCR BMW - MOORESPEED

# International Sidecar Revival Meeting 2021

## Camathias Cup Sidecars

### RACE 14 - STATISTICS

**CLASS : Upto**

**5 Starters**

#### Fastest Lap History

NO	NAME	LAP TIME	TIME OF DAY	LAP	VEHICLE
8	PERKINS / NICKELS	<b>2:13.175</b>	18:17:42.442	1	BMW 750
8	PERKINS / NICKELS	<b>2:08.180</b>	18:19:50.622	2	BMW 750
8	PERKINS / NICKELS	<b>2:07.816</b>	18:24:08.396	4	BMW 750


#### Leader History

NO	NAME	FROM LAP	LAPS LED	DISTANCE	VEHICLE
8	PERKINS / NICKELS	1	4	8.72 miles	BMW 750

# International Sidecar Revival Meeting 2021

## Camathias Cup Sidecars

### RACE 9 - GRID (8 Laps)

ROW 11	21	7	GRAY / RANSLEY	22	125	THOMAS / ROBINSON				
ROW 10		19	17	WALTERS / THOMAS	20	5	LEWIS / LEWIS			
ROW 9	17	33	HEGARTY / NEAVE	18	4	BELLAS / DAWSON				
ROW 8			2:16.509	15	11	COX / SHARPE	16	99	HOLDEN / HANNS	2:16.623
ROW 7	13	64	CHRISTIAN / HARDISTY	14	72	CHAMP / LINES	2:15.165	2:16.093		
ROW 6			2:13.118	11	77	WORTHINGTON / TODD	12	101	RYDEN / PRENTICE	2:14.396
ROW 5	9	46	NOURISH / CHILD	10	8	PERKINS / NICKELS	2:04.459	2:07.816		
ROW 4			1:59.300	7	54	QUIRK / WESTON	8	69	BOOTE / MORRIS	2:03.143
ROW 3	5	147	LISSAMAN / LEETON	6	35	GRISTWOOD / GRISTWOOD	1:58.683	1:58.744		
ROW 2			1:57.779	3	24	THIRKELL / JOHNSON	4	38	CLANCY / CLANCY	1:58.085
ROW 1	1	9	CLARKE / VISSCHER	2	197	DAWSON / DAWSON	1:53.617	1:56.667		
<b>Pole</b>										
										

These results are provisional until the conclusion of any judicial and technical matters.

Cadwell Park  
Circuit Length = 2.1800 miles

Clerk Of Course :	Stewards :	Timekeeper : Craig Smith
-------------------	------------	--------------------------

Results can be found at [www.tsl-timing.com](http://www.tsl-timing.com)

Printed - 18:28 Saturday, 07 August 2021



# International Sidecar Revival Meeting 2021

## Camathias Cup Sidecars

### SUNDAY FREE PRACTICE - CLASSIFICATION

POS	NO	CL	PIC NAME	ENTRY	TIME	ON	LAPS	GAP	DIFF	MPH
1	9	Over	1 CLARKE / VISSCHER	KCR BMW - MOORESPEED - Eddys Moto	1:54.028	2	2			68.82
2	38	Over	2 CLANCY / CLANCY	Dewith HONDA - DeWith Motorsports	1:54.452	3	3	0.424	0.424	68.57
3	24	Over	3 THIRKELL / JOHNSON	MRE BMW -	1:57.444	2	3	3.416	2.992	66.82
4	197	Over	4 DAWSON / DAWSON	BMW BELLAS 750 - Spicers Auctioneers and Valuers	1:58.040	3	3	4.012	0.596	66.48
5	147	Over	5 LISSAMAN / LEETON	JPR BMW -	1:58.132	3	3	4.104	0.092	66.43
6	46	Over	6 NOURISH / CHILD	Nourish WESLAKE - Dave Nourish	2:03.130	3	4	9.102	4.998	63.73
7	77	Over	7 WORTHINGTON / TODD	Yamaha Xs 880Cc TERRY MEAD -	2:08.987	3	3	14.959	5.857	60.84
8	5	Over	8 LEWIS / LEWIS	Bellas NOURISH -	2:09.891	2	2	15.863	0.904	60.42
9	99	Upto	1 HOLDEN / HANNS	MRE BMW 750 -	2:11.272	2	3	17.244	1.381	59.78
10	71	Over	9 BLACKMORE / HESBROOK	Imp -	2:13.198	2	2	19.170	1.926	58.92
11	17	Over	10 WALTERS / THOMAS	Bellas HONDA CB750 - Team Walters And Thomas Sic	2:13.278	3	3	19.250	0.080	58.88
12	11	Over	11 COX / SHARPE	Komnic BMC -	2:13.384	2	3	19.356	0.106	58.83
13	69*	Over	12 BOOTE / MORRIS	MRE NOURISH -			0			
14	72*	Upto	2 CHAMP / LINES	Norton COMMANDO -			0			
15	4	Over	13 BELLAS / DAWSON	BLR IMP 1200 -			0			

\* No. 69 & 72 - No working transponder fitted

Weather / Track : Cloudy / Dry

These results are provisional until the conclusion of any judicial and technical matters.

Cadwell Park

Circuit Length = 2.1800 miles

Start: 10:07 Flag 10:14 End: 10:16

Clerk Of Course :

Stewards :

Timekeeper : Craig Smith

Results can be found at [www.tsl-timing.com](http://www.tsl-timing.com)

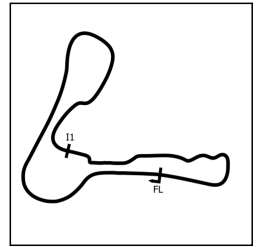
Printed - 10:17 Sunday, 08 August 2021



# International Sidecar Revival Meeting 2021

## Camathias Cup Sidecars

### SUNDAY FREE PRACTICE - SECTOR ANALYSIS



SECTOR 1 = FL to I1, SECTOR 2 = I1 to FL, DIFF = Difference To Personal Best Lap, P = Crossed Finish Line in Pit Lane, D = Time Disallowed

P1		9 Over		CLARKE / VISSCHER		KCR BMW - MOORESPEED - Eddys Moto	
IDEAL LAP TIME : 1:51.801		BEST LAP TIME : 1:54.028		DIFFERENCE : 2.227			
LAP	SECTOR 1	SECTOR 2	LAP TIME	MPH	DIFF	TIME OF DAY	
1 -	1:06.763	49.077	1:55.840 (2)	67.74	1.812	10:10:12.332	
2 -	1:05.381	<b>48.647</b>	<b>1:54.028 (1)</b>	<b>68.82</b>		<b>10:12:06.360</b>	

P2		38 Over		CLANCY / CLANCY		Dewith HONDA - DeWith Motorsports	
IDEAL LAP TIME : 1:54.323		BEST LAP TIME : 1:54.452		DIFFERENCE : 0.129			
LAP	SECTOR 1	SECTOR 2	LAP TIME	MPH	DIFF	TIME OF DAY	
1 -	1:12.221	50.381	2:02.602 (3)	64.01	8.150	10:10:26.129	
2 -	<b>1:06.097</b>	49.925	1:56.022 (2)	67.64	1.570	10:12:22.151	
3 -	1:06.226	<b>48.226</b>	<b>1:54.452 (1)</b>	<b>68.57</b>		<b>10:14:16.603</b>	

P3		24 Over		THIRKELL / JOHNSON		MRE BMW -	
IDEAL LAP TIME : 1:57.444		BEST LAP TIME : 1:57.444		DIFFERENCE : 0.000			
LAP	SECTOR 1	SECTOR 2	LAP TIME	MPH	DIFF	TIME OF DAY	
1 -	1:09.807	49.325	1:59.132 (3)	65.87	1.688	10:10:11.966	
2 -	<b>1:08.342</b>	<b>49.102</b>	<b>1:57.444 (1)</b>	<b>66.82</b>		<b>10:12:09.410</b>	
3 -	1:08.491	49.331	1:57.822 (2)	66.60	0.378	10:14:07.232	

P4		197 Over		DAWSON / DAWSON		BMW BELLAS 750 - Spicers Auctioneers and Valuers	
IDEAL LAP TIME : 1:57.595		BEST LAP TIME : 1:58.040		DIFFERENCE : 0.445			
LAP	SECTOR 1	SECTOR 2	LAP TIME	MPH	DIFF	TIME OF DAY	
1 -	1:15.967	52.266	2:08.233 (3)	61.20	10.193	10:10:37.549	
2 -	1:09.956	51.292	2:01.248 (2)	64.72	3.208	10:12:38.797	
3 -	1:07.685	<b>50.355</b>	<b>1:58.040 (1)</b>	<b>66.48</b>		<b>10:14:36.837</b>	

P5		147 Over		LISSAMAN / LEETON		JPR BMW -	
IDEAL LAP TIME : 1:58.132		BEST LAP TIME : 1:58.132		DIFFERENCE : 0.000			
LAP	SECTOR 1	SECTOR 2	LAP TIME	MPH	DIFF	TIME OF DAY	
1 -	1:15.404	51.672	2:07.076 (3)	61.75	8.944	10:10:29.194	
2 -	1:08.553	50.258	1:58.811 (2)	66.05	0.679	10:12:28.005	
3 -	<b>1:08.031</b>	<b>50.101</b>	<b>1:58.132 (1)</b>	<b>66.43</b>		<b>10:14:26.137</b>	

P6		46 Over		NOURISH / CHILD		Nourish WESLAKE - Dave Nourish	
IDEAL LAP TIME : 2:02.983		BEST LAP TIME : 2:03.130		DIFFERENCE : 0.147			
LAP	SECTOR 1	SECTOR 2	LAP TIME	MPH	DIFF	TIME OF DAY	
1 -	1:12.768	<b>51.797</b>	2:04.565	63.00	1.435	10:10:18.836	
2 -	1:11.479	52.964	2:04.443 (3)	63.06	1.313	10:12:23.279	
3 -	<b>1:11.186</b>	51.944	<b>2:03.130 (1)</b>	<b>63.73</b>		<b>10:14:26.409</b>	
4 -	1:11.510	52.551	2:04.061 (2)	63.25	0.931	10:16:30.470	

P7		77 Over		WORTHINGTON / TODD		Yamaha Xs 880Cc TERRY MEAD -	
IDEAL LAP TIME : 2:08.987		BEST LAP TIME : 2:08.987		DIFFERENCE : 0.000			
LAP	SECTOR 1	SECTOR 2	LAP TIME	MPH	DIFF	TIME OF DAY	
1 -	1:20.347	56.139	2:16.486 (3)	57.50	7.499	10:10:43.309	
2 -	1:16.597	54.492	2:11.089 (2)	59.86	2.102	10:12:54.398	
3 -	<b>1:15.429</b>	<b>53.558</b>	<b>2:08.987 (1)</b>	<b>60.84</b>		<b>10:15:03.385</b>	

P8		5 Over		LEWIS / LEWIS		Bellas NOURISH -	
IDEAL LAP TIME : 2:09.022		BEST LAP TIME : 2:09.891		DIFFERENCE : 0.869			
LAP	SECTOR 1	SECTOR 2	LAP TIME	MPH	DIFF	TIME OF DAY	
1 -	1:16.564	<b>54.283</b>	2:10.847 (2)	59.97	0.956	10:10:47.056	
2 -	<b>1:14.739</b>	55.152	<b>2:09.891 (1)</b>	<b>60.42</b>		<b>10:12:56.947</b>	

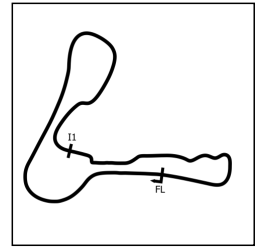
Weather / Track : Cloudy / Dry

Cadwell Park  
Circuit Length = 2.1800 miles  
Start: 10:07 Flag 10:14 End: 10:16

# International Sidecar Revival Meeting 2021

## Camathias Cup Sidecars

### SUNDAY FREE PRACTICE - SECTOR ANALYSIS



SECTOR 1 = FL to I1, SECTOR 2 = I1 to FL, DIFF = Difference To Personal Best Lap, P = Crossed Finish Line in Pit Lane, D = Time Disallowed

P9		99 Upto		HOLDEN / HANNS		MRE BMW 750 -	
IDEAL LAP TIME : 2:11.272		BEST LAP TIME : 2:11.272		DIFFERENCE : 0.000			
LAP	SECTOR 1	SECTOR 2	LAP TIME	MPH	DIFF	TIME OF DAY	
1 -	1:21.101	56.078	2:17.179 (3)	57.21	5.907	10:10:45.312	
2 -	<b>1:15.675</b>	<b>55.597</b>	<b>2:11.272 (1)</b>	<b>59.78</b>		<b>10:12:56.584</b>	
3 -	1:17.352	59.691	2:17.043 (2)	57.26	5.771	10:15:13.627	

P10		71 Over		BLACKMORE / HESBROOK		Imp -	
IDEAL LAP TIME : 2:13.198		BEST LAP TIME : 2:13.198		DIFFERENCE : 0.000			
LAP	SECTOR 1	SECTOR 2	LAP TIME	MPH	DIFF	TIME OF DAY	
1 -	1:19.806	58.303	2:18.109 (2)	56.82	4.911	10:10:55.727	
2 -	<b>1:17.485</b>	<b>55.713</b>	<b>2:13.198 (1)</b>	<b>58.92</b>		<b>10:13:08.925</b>	

P11		17 Over		WALTERS / THOMAS		Bellas HONDA CB750 - Team Walters And Thomas Sidecar raci	
IDEAL LAP TIME : 2:13.278		BEST LAP TIME : 2:13.278		DIFFERENCE : 0.000			
LAP	SECTOR 1	SECTOR 2	LAP TIME	MPH	DIFF	TIME OF DAY	
1 -	1:19.431	57.191	2:16.622 (3)	57.44	3.344	10:10:52.968	
2 -	1:17.865	56.319	2:14.184 (2)	58.48	0.906	10:13:07.152	
3 -	<b>1:17.579</b>	<b>55.699</b>	<b>2:13.278 (1)</b>	<b>58.88</b>		<b>10:15:20.430</b>	

P12		11 Over		COX / SHARPE		Komnic BMC -	
IDEAL LAP TIME : 2:13.038		BEST LAP TIME : 2:13.384		DIFFERENCE : 0.346			
LAP	SECTOR 1	SECTOR 2	LAP TIME	MPH	DIFF	TIME OF DAY	
1 -	1:19.840	<b>56.355</b>	2:16.195 (3)	57.62	2.811	10:10:42.669	
2 -	<b>1:16.683</b>	56.701	<b>2:13.384 (1)</b>	<b>58.83</b>		<b>10:12:56.053</b>	
3 -	1:17.016	57.599	2:14.615 (2)	58.30	1.231	10:15:10.668	

Weather / Track : Cloudy / Dry

Cadwell Park  
 Circuit Length = 2.1800 miles  
 Start: 10:07 Flag 10:14 End: 10:16



# International Sidecar Revival Meeting 2021

## Camathias Cup Sidecars

### SUNDAY FREE PRACTICE - BEST SECTORS

SECTOR 1				SECTOR 2		IDEAL / BEST COMPARISON						
POS	NO	NAME	TIME	NO	NAME	TIME	POS	NO	NAME	IDEAL	BEST	DIFF
1	9	CLARKE / VISSCHER	1:03.154	38	CLANCY / CLANCY	48.226	1	9	CLARKE / VISSCHER	1:51.801	1:54.028	2.227
2	38	CLANCY / CLANCY	1:06.097	9	CLARKE / VISSCHER	48.647	2	38	CLANCY / CLANCY	1:54.323	1:54.452	0.129
3	197	DAWSON / DAWSON	1:07.240	24	THIRKELL / JOHNSON	49.102	3	24	THIRKELL / JOHNSON	1:57.444	1:57.444	0.000
4	147	LISSAMAN / LEETON	1:08.031	147	LISSAMAN / LEETON	50.101	4	197	DAWSON / DAWSON	1:57.595	1:58.040	0.445
5	24	THIRKELL / JOHNSON	1:08.342	197	DAWSON / DAWSON	50.355	5	147	LISSAMAN / LEETON	1:58.132	1:58.132	0.000
6	46	NOURISH / CHILD	1:11.186	46	NOURISH / CHILD	51.797	6	46	NOURISH / CHILD	2:02.983	2:03.130	0.147
7	4	BELLAS / DAWSON	1:12.512	77	WORTHINGTON / TODD	53.558	7	77	WORTHINGTON / TODD	2:08.987	2:08.987	0.000
8	5	LEWIS / LEWIS	1:14.739	5	LEWIS / LEWIS	54.283	8	5	LEWIS / LEWIS	2:09.022	2:09.891	0.869
9	77	WORTHINGTON / TODD	1:15.429	99	HOLDEN / HANNS	55.597	9	99	HOLDEN / HANNS	2:11.272	2:11.272	0.000
10	99	HOLDEN / HANNS	1:15.675	17	WALTERS / THOMAS	55.699	10	11	COX / SHARPE	2:13.038	2:13.384	0.346
11	11	COX / SHARPE	1:16.683	71	BLACKMORE / HESBROOK	55.713	11	71	BLACKMORE / HESBROOK	2:13.198	2:13.198	0.000
12	71	BLACKMORE / HESBROOK	1:17.485	11	COX / SHARPE	56.355	12	17	WALTERS / THOMAS	2:13.278	2:13.278	0.000
13	17	WALTERS / THOMAS	1:17.579									
14												
15												

PERFECT LAP 1:51.380

Weather / Track : Cloudy / Dry

Results can be found at [www.tsl-timing.com](http://www.tsl-timing.com)

Cadwell Park  
Circuit Length = 2.1800 miles  
Start: 10:07 Flag 10:14 End: 10:16

Printed - 10:17 Sunday, 08 August 2021

# International Sidecar Revival Meeting 2021

## Camathias Cup Sidecars

### SUNDAY FREE PRACTICE - STATISTICS

**Competitors Started** 15  
**Planned Start** 2021-08-08 @ 10:20:00.000  
**Actual Start** 2021-08-08 @ 10:07:33.748  
**Finish Time** 2021-08-08 @ 10:14:40.269  
**Track Length** 2.1800mi.  
**Total Laps** 34  
**Total Distance Covered** 74.1206mi.

#### Session Fastest Lap History

NO	CL	NAME	LAP TIME	TIME OF DAY	LAP	VEHICLE
24	Over	THIRKELL / JOHNSON	1:59.132	10:10:11.984	1	MRE BMW
9	Over	CLARKE / VISSCHER	1:55.840	10:10:12.352	1	KCR BMW - MOORESPEED
9	Over	CLARKE / VISSCHER	1:54.028	10:12:06.381	2	KCR BMW - MOORESPEED

#### Flag History

TYPE	TIME OF DAY
GREEN	10:07:33.748
FINISH	10:14:40.269

#### Flag Statistics

TYPE	COUNT	TOTAL LAPS	TOTAL TIME
Green	1	4	9:04.111
Red	0	0	0.000
Safety Car	0	0	0.000
FCY	0	0	0.000

**International Sidecar Revival Meeting 2021**  
**Camathias Cup Sidecars**  
**SUNDAY FREE PRACTICE - STATISTICS**

**CLASS : Over**

13 Starters

**Fastest Lap History**

NO	NAME	LAP TIME	TIME OF DAY	LAP	VEHICLE
24	THIRKELL / JOHNSON	<b>1:59.132</b>	10:10:11.984	1	MRE BMW
9	CLARKE / VISSCHER	<b>1:55.840</b>	10:10:12.352	1	KCR BMW - MOORESPEED
9	CLARKE / VISSCHER	<b>1:54.028</b>	10:12:06.381	2	KCR BMW - MOORESPEED

**Weather / Track : Cloudy / Dry**

Results can be found at [www.tsl-timing.com](http://www.tsl-timing.com)

Page 2 of 3

Cadwell Park  
Circuit Length = 2.1800 miles  
Start: 10:07 Flag 10:14 End: 10:16

Printed - 10:17 Sunday, 08 August 2021

**International Sidecar Revival Meeting 2021**  
**Camathias Cup Sidecars**  
**SUNDAY FREE PRACTICE - STATISTICS**

**CLASS : Upto**

**2 Starters**

**Fastest Lap History**

NO	NAME	LAP TIME	TIME OF DAY	LAP	VEHICLE
99	HOLDEN / HANNS	2:17.179	10:10:45.332	1	MRE BMW 750
99	HOLDEN / HANNS	2:11.272	10:12:56.604	2	MRE BMW 750

**Weather / Track : Cloudy / Dry**

**Results can be found at [www.tsl-timing.com](http://www.tsl-timing.com)**

**Page 3 of 3**

Cadwell Park  
Circuit Length = 2.1800 miles  
Start: 10:07 Flag 10:14 End: 10:16

*Printed - 10:17 Sunday, 08 August 2021*

# International Sidecar Revival Meeting 2021

## Camathias Cup Sidecars

### RACE 9 - CLASSIFICATION

POS	NO	CL	PIC NAME	ENTRY	LAPS	TIME	GAP	DIFF	MPH	BEST	ON
1	9	Over	1 CLARKE / VISSCHER	KCR BMW - MOORESPEED - Eddys Moto	7	15:09.788			60.38	2:07.580	4
2	197	Over	2 DAWSON / QUIRK	BMW BELLAS 750 - Spicers Auctioneers and Valuer	7	15:19.302	9.514	9.514	59.75	2:08.902	3
3	24	Over	3 THIRKELL / JOHNSON	MRE BMW -	7	15:26.284	16.496	6.982	59.30	2:09.419	6
4	147	Over	4 LISSAMAN / LEETON	JPR BMW -	7	15:38.543	28.755	12.259	58.53	2:11.779	6
5	38	Over	5 CLANCY / CLANCY	Dewith HONDA - DeWith Motorsports	7	15:47.241	37.453	8.698	57.99	2:12.239	7
6	35	Over	6 GRISTWOOD / CRACKNELL	D&D MOORESPEED BMW - Gristwood&Toms	7	15:47.852	38.064	0.611	57.95	2:12.646	6
7	17	Over	7 WALTERS / NIX	Bellas HONDA CB750 - Team Walters And Thomas	7	16:40.727	1:30.939	52.875	54.89	2:19.958	5
8	8	Upto	1 PERKINS / NICKELS	BMW 750 - Pocket 2019	7	16:41.216	1:31.428	0.489	54.86	2:19.827	7
9	101	Upto	2 RYDEN / PRENTICE	Crick BMW Sidecar 750 CC -	7	17:24.551	2:14.763	43.335	52.59	2:26.625	7
10	11	Over	8 COX / SHARPE	Komnic BMC -	6	15:21.108	1 Lap	1 Lap	51.12	2:28.055	4

#### NOT CLASSIFIED

DNF	64	Upto	CHRISTIAN / HARDISTY	Norton COMMANDO -	2	5:11.928	5 Laps	4 Laps	50.31	2:31.768	2
DNF	72	Upto	CHAMP / LINES	Norton COMMANDO -	1	2:32.423	6 Laps	1 Lap	51.48	2:32.423	1
DNF	77	Over	WORTHINGTON / TODD	Yamaha Xs 880Cc TERRY MEAD -	1	2:35.970	6 Laps	3.547	50.31	2:35.970	1
DNF	69	Over	BOOTE / MORRIS	MRE NOURISH -	0						
DNF	46	Over	NOURISH / CHILD	Nourish WESLAKE - Dave Nourish	0						
DNF	99	Upto	HOLDEN / HANNS	MRE BMW 750 -	0						
DNF	71	Over	BLACKMORE / HESBROOK	Imp Lynx 930 -	0						

#### FASTEST LAP

9	Over	CLARKE / VISSCHER	KCR BMW - MOORESPEED - Eddys Moto	4	2:07.580	61.51 mph	98.99 kph
8	Upto	PERKINS / NICKELS	BMW 750 - Pocket 2019	7	2:19.827	56.12 mph	90.32 kph

Class Over - 92.5% of Race Speed = 55.85 mph

Class Upto - 92.5% of Race Speed = 50.74 mph

Cadwell Park: 2.1800 miles

Race Distance: 7 Laps / 15.26 miles

Start: 15:14 Flag 15:29 End: 15:31

Weather / Track : Cloudy / Drying

These results are provisional until the conclusion of any judicial and technical matters.

Clerk Of Course :	Stewards :	Timekeeper : Craig Smith
-------------------	------------	--------------------------

Results can be found at [www.tsl-timing.com](http://www.tsl-timing.com)

Printed - 15:32 Sunday, 08 August 2021



# International Sidecar Revival Meeting 2021

## Camathias Cup Sidecars

### RACE 9 - LAP CHART

#### LAP 1 @ 15:16:38.474

NO	BEHIND	LAP TIME
9		2:16.547
197	2.115	2:18.662
24	2.948	2:19.495
147	4.608	2:21.155
35	6.396	2:22.943
38	7.723	2:24.270
8	15.481	2:32.028
72	15.876	2:32.423
101	17.455	2:34.002
17	17.758	2:34.305
77	19.423	2:35.970
64	23.613	2:40.160
11	24.279	2:40.826

#### LAP 2 @ 15:18:49.193

NO	BEHIND	LAP TIME
9		2:10.719
197	2.792	2:11.396
24	3.972	2:11.743
147	7.227	2:13.338
35	11.313	2:15.636
38	14.297	2:17.293
17	27.407	2:20.368
8	30.212	2:25.450
101	39.872	2:33.136
64	44.662	2:31.768
11	44.853	2:31.293

#### LAP 3 @ 15:20:57.955

NO	BEHIND	LAP TIME
9		2:08.762
197	2.932	2:08.902
24	8.157	2:12.947
147	11.191	2:12.726
35	17.170	2:14.619
38	19.760	2:14.225
17	40.463	2:21.818
8	43.791	2:22.341
101	59.859	2:28.749
11	1:11.629	2:35.538

#### LAP 4 @ 15:23:05.535

NO	BEHIND	LAP TIME
9		2:07.580
197	4.675	2:09.323
24	11.906	2:11.329
147	16.031	2:12.420
35	24.778	2:15.188
38	25.450	2:13.270
17	55.976	2:23.093
8	56.763	2:20.552
101	1:19.680	2:27.401
11	1:32.104	2:28.055

#### LAP 5 @ 15:25:14.106

NO	BEHIND	LAP TIME
9		2:08.571
197	5.126	2:09.022
24	13.870	2:10.535

147	19.694	2:12.234
35	29.510	2:13.303
38	29.909	2:13.030
17	1:07.363	2:19.958
8	1:08.371	2:20.179
101	1:38.746	2:27.637
11	1:54.341	2:30.808

#### LAP 6 @ 15:27:22.585

NO	BEHIND	LAP TIME
9		2:08.479
197	6.383	2:09.736
24	14.810	2:09.419
147	22.994	2:11.779
35	33.677	2:12.646
38	34.344	2:12.914
17	1:19.743	2:20.859
8	1:20.731	2:20.839
101	1:57.268	2:27.001

#### LAP 7 @ 15:29:31.715

NO	BEHIND	LAP TIME
9		2:09.130
197	9.514	2:12.261
11	1 Lap	2:34.588
24	16.496	2:10.816
147	28.755	2:14.891
38	37.453	2:12.239
35	38.064	2:13.517
17	1:30.939	2:20.326
8	1:31.428	2:19.827
101	2:14.763	2:26.625

Weather / Track : Cloudy / Drying

Results can be found at [www.tsl-timing.com](http://www.tsl-timing.com)

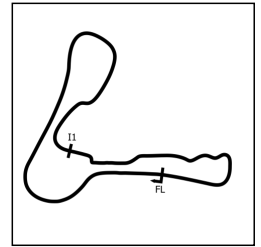
Cadwell Park  
Circuit Length = 2.1800 miles  
Start: 15:14 Flag 15:29 End: 15:31

Printed - 15:32 Sunday, 08 August 2021

# International Sidecar Revival Meeting 2021

## Camathias Cup Sidecars

### RACE 9 - SECTOR ANALYSIS



SECTOR 1 = FL to I1, SECTOR 2 = I1 to FL, DIFF = Difference To Personal Best Lap, P = Crossed Finish Line in Pit Lane, D = Time Disallowed

P1		9 Over		CLARKE / VISSCHER		KCR BMW - MOORESPEED - Eddys Moto	
IDEAL LAP TIME : 2:07.580		BEST LAP TIME : 2:07.580		DIFFERENCE : 0.000			
LAP	SECTOR 1	SECTOR 2	LAP TIME	MPH	DIFF	TIME OF DAY	
1 -		56.013	2:16.547	57.47	8.967	15:16:38.474	
2 -	1:15.311	55.408	2:10.719	60.03	3.139	15:18:49.193	
3 -	1:14.065	54.697	2:08.762	60.95	1.182	15:20:57.955	
4 -	<b>1:12.951</b>	<b>54.629</b>	<b>2:07.580 (1)</b>	<b>61.51</b>		<b>15:23:05.535</b>	
5 -	1:13.929	54.642	2:08.571 (3)	61.04	0.991	15:25:14.106	
6 -	1:13.582	54.897	2:08.479 (2)	61.08	0.899	15:27:22.585	
7 -	1:13.850	55.280	2:09.130	60.77	1.550	15:29:31.715	

P2		197 Over		DAWSON / QUIRK		BMW BELLAS 750 - Spicers Auctioneers and Valuers	
IDEAL LAP TIME : 2:08.643		BEST LAP TIME : 2:08.902		DIFFERENCE : 0.259			
LAP	SECTOR 1	SECTOR 2	LAP TIME	MPH	DIFF	TIME OF DAY	
1 -		57.069	2:18.662	56.59	9.760	15:16:40.589	
2 -	1:15.435	55.961	2:11.396	59.72	2.494	15:18:51.985	
3 -	<b>1:13.218</b>	55.684	<b>2:08.902 (1)</b>	<b>60.88</b>		<b>15:21:00.887</b>	
4 -	1:13.557	55.766	2:09.323 (3)	60.68	0.421	15:23:10.210	
5 -	1:13.597	<b>55.425</b>	2:09.022 (2)	60.82	0.120	15:25:19.232	
6 -	1:14.185	55.551	2:09.736	60.49	0.834	15:27:28.968	
7 -	1:14.605	57.656	2:12.261	59.33	3.359	15:29:41.229	

P3		24 Over		THIRKELL / JOHNSON		MRE BMW -	
IDEAL LAP TIME : 2:09.419		BEST LAP TIME : 2:09.419		DIFFERENCE : 0.000			
LAP	SECTOR 1	SECTOR 2	LAP TIME	MPH	DIFF	TIME OF DAY	
1 -		57.560	2:19.495	56.26	10.076	15:16:41.422	
2 -	1:15.090	56.653	2:11.743	59.57	2.324	15:18:53.165	
3 -	1:16.361	56.586	2:12.947	59.03	3.528	15:21:06.112	
4 -	1:15.732	55.597	2:11.329	59.75	1.910	15:23:17.441	
5 -	1:15.209	55.326	2:10.535 (2)	60.12	1.116	15:25:27.976	
6 -	<b>1:14.705</b>	<b>54.714</b>	<b>2:09.419 (1)</b>	<b>60.64</b>		<b>15:27:37.395</b>	
7 -	1:15.077	55.739	2:10.816 (3)	59.99	1.397	15:29:48.211	

P4		147 Over		LISSAMAN / LEETON		JPR BMW -	
IDEAL LAP TIME : 2:11.695		BEST LAP TIME : 2:11.779		DIFFERENCE : 0.084			
LAP	SECTOR 1	SECTOR 2	LAP TIME	MPH	DIFF	TIME OF DAY	
1 -		57.524	2:21.155	55.59	9.376	15:16:43.082	
2 -	1:16.659	56.679	2:13.338	58.85	1.559	15:18:56.420	
3 -	1:16.543	56.183	2:12.726	59.12	0.947	15:21:09.146	
4 -	1:16.401	56.019	2:12.420 (3)	59.26	0.641	15:23:21.566	
5 -	1:16.502	<b>55.732</b>	2:12.234 (2)	59.34	0.455	15:25:33.800	
6 -	<b>1:15.963</b>	55.816	<b>2:11.779 (1)</b>	<b>59.55</b>		<b>15:27:45.579</b>	
7 -	1:17.732	57.159	2:14.891	58.18	3.112	15:30:00.470	

P5		38 Over		CLANCY / CLANCY		Dewith HONDA - DeWith Motorsports	
IDEAL LAP TIME : 2:11.916		BEST LAP TIME : 2:12.239		DIFFERENCE : 0.323			
LAP	SECTOR 1	SECTOR 2	LAP TIME	MPH	DIFF	TIME OF DAY	
1 -		58.023	2:24.270	54.39	12.031	15:16:46.197	
2 -	1:18.639	58.654	2:17.293	57.16	5.054	15:19:03.490	
3 -	1:17.138	57.087	2:14.225	58.46	1.986	15:21:17.715	
4 -	1:16.551	56.719	2:13.270	58.88	1.031	15:23:30.985	
5 -	1:17.122	<b>55.908</b>	2:13.030 (3)	58.99	0.791	15:25:44.015	
6 -	1:16.542	56.372	2:12.914 (2)	59.04	0.675	15:27:56.929	
7 -	<b>1:16.008</b>	56.231	<b>2:12.239 (1)</b>	<b>59.34</b>		<b>15:30:09.168</b>	

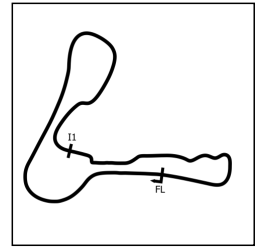
Weather / Track : Cloudy / Drying

Cadwell Park  
Circuit Length = 2.1800 miles  
Start: 15:14 Flag 15:29 End: 15:31

# International Sidecar Revival Meeting 2021

## Camathias Cup Sidecars

### RACE 9 - SECTOR ANALYSIS



SECTOR 1 = FL to I1, SECTOR 2 = I1 to FL, DIFF = Difference To Personal Best Lap, P = Crossed Finish Line in Pit Lane, D = Time Disallowed

P6 35 Over		GRISTWOOD / CRACKNELL		D&D MOORESPEED BMW - Gristwood&Toms		
IDEAL LAP TIME : 2:12.606		BEST LAP TIME : 2:12.646		DIFFERENCE : 0.040		
LAP	SECTOR 1	SECTOR 2	LAP TIME	MPH	DIFF	TIME OF DAY
1 -		58.304	2:22.943	54.90	10.297	15:16:44.870
2 -	1:18.420	57.216	2:15.636	57.86	2.990	15:19:00.506
3 -	1:17.458	57.161	2:14.619	58.29	1.973	15:21:15.125
4 -	1:17.584	57.604	2:15.188	58.05	2.542	15:23:30.313
5 -	1:17.051	<b>56.252</b>	2:13.303 (2)	58.87	0.657	15:25:43.616
6 -	<b>1:16.354</b>	56.292	<b>2:12.646 (1)</b>	<b>59.16</b>		<b>15:27:56.262</b>
7 -	1:17.089	56.428	2:13.517 (3)	58.77	0.871	15:30:09.779

P7 17 Over		WALTERS / NIX		Bellas HONDA CB750 - Team Walters And Thomas Sidecar raci		
IDEAL LAP TIME : 2:19.682		BEST LAP TIME : 2:19.958		DIFFERENCE : 0.276		
LAP	SECTOR 1	SECTOR 2	LAP TIME	MPH	DIFF	TIME OF DAY
1 -		1:00.513	2:34.305	50.86	14.347	15:16:56.232
2 -	1:21.392	<b>58.976</b>	2:20.368 (3)	55.91	0.410	15:19:16.600
3 -	1:21.877	59.941	2:21.818	55.33	1.860	15:21:38.418
4 -	1:21.860	1:01.233	2:23.093	54.84	3.135	15:24:01.511
5 -	<b>1:20.706</b>	59.252	<b>2:19.958 (1)</b>	<b>56.07</b>		<b>15:26:21.469</b>
6 -	1:21.630	59.229	2:20.859	55.71	0.901	15:28:42.328
7 -	1:20.979	59.347	2:20.326 (2)	55.92	0.368	15:31:02.654

P8 8 Upto		PERKINS / NICKELS		BMW 750 - Pocket 2019		
IDEAL LAP TIME : 2:19.827		BEST LAP TIME : 2:19.827		DIFFERENCE : 0.000		
LAP	SECTOR 1	SECTOR 2	LAP TIME	MPH	DIFF	TIME OF DAY
1 -		1:00.554	2:32.028	51.62	12.201	15:16:53.955
2 -	1:23.588	1:01.862	2:25.450	53.95	5.623	15:19:19.405
3 -	1:22.985	59.356	2:22.341	55.13	2.514	15:21:41.746
4 -	1:21.601	58.951	2:20.552 (3)	55.83	0.725	15:24:02.298
5 -	1:21.345	58.834	2:20.179 (2)	55.98	0.352	15:26:22.477
6 -	1:21.884	58.955	2:20.839	55.72	1.012	15:28:43.316
7 -	<b>1:21.108</b>	<b>58.719</b>	<b>2:19.827 (1)</b>	<b>56.12</b>		<b>15:31:03.143</b>

P9 101 Upto		RYDEN / PRENTICE		Crick BMW Sidecar 750 CC -		
IDEAL LAP TIME : 2:26.263		BEST LAP TIME : 2:26.625		DIFFERENCE : 0.362		
LAP	SECTOR 1	SECTOR 2	LAP TIME	MPH	DIFF	TIME OF DAY
1 -		1:01.366	2:34.002	50.96	7.377	15:16:55.929
2 -	1:31.468	1:01.668	2:33.136	51.24	6.511	15:19:29.065
3 -	1:26.878	1:01.871	2:28.749	52.76	2.124	15:21:57.814
4 -	1:26.237	<b>1:01.164</b>	2:27.401 (3)	53.24	0.776	15:24:25.215
5 -	1:26.207	1:01.430	2:27.637	53.15	1.012	15:26:52.852
6 -	1:25.604	1:01.397	2:27.001 (2)	53.38	0.376	15:29:19.853
7 -	<b>1:25.099</b>	1:01.526	<b>2:26.625 (1)</b>	<b>53.52</b>		<b>15:31:46.478</b>

P10 11 Over		COX / SHARPE		Komnic BMC -		
IDEAL LAP TIME : 2:28.055		BEST LAP TIME : 2:28.055		DIFFERENCE : 0.000		
LAP	SECTOR 1	SECTOR 2	LAP TIME	MPH	DIFF	TIME OF DAY
1 -		1:03.557	2:40.826	48.79	12.771	15:17:02.753
2 -	1:27.849	1:03.444	2:31.293 (3)	51.87	3.238	15:19:34.046
3 -	1:32.543	1:02.995	2:35.538	50.45	7.483	15:22:09.584
4 -	<b>1:26.567</b>	<b>1:01.488</b>	<b>2:28.055 (1)</b>	<b>53.00</b>		<b>15:24:37.639</b>
5 -	1:27.694	1:03.114	2:30.808 (2)	52.04	2.753	15:27:08.447
6 -	1:30.311	1:04.277	2:34.588	50.76	6.533	15:29:43.035

Weather / Track : Cloudy / Drying

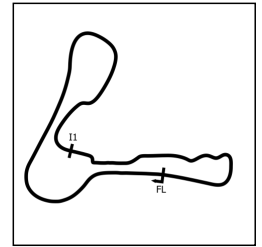
Cadwell Park  
 Circuit Length = 2.1800 miles  
 Start: 15:14 Flag 15:29 End: 15:31



# International Sidecar Revival Meeting 2021

## Camathias Cup Sidecars

### RACE 9 - SECTOR ANALYSIS



SECTOR 1 = FL to I1, SECTOR 2 = I1 to FL, DIFF = Difference To Personal Best Lap, P = Crossed Finish Line in Pit Lane, D = Time Disallowed

<b>P11 64 Upto</b>		<b>CHRISTIAN / HARDISTY</b>		Norton COMMANDO -		
IDEAL LAP TIME : 2:31.667		BEST LAP TIME : 2:31.768		DIFFERENCE : 0.101		
LAP	SECTOR 1	SECTOR 2	LAP TIME	MPH	DIFF	TIME OF DAY
1 -		<b>1:03.796</b>	2:40.160 (2)	49.00	8.392	15:17:02.087
2 -	<b>1:27.871</b>	1:03.897	<b>2:31.768 (1)</b>	<b>51.71</b>		<b>15:19:33.855</b>

<b>P12 72 Upto</b>		<b>CHAMP / LINES</b>		Norton COMMANDO -		
IDEAL LAP TIME : 2:24.597		BEST LAP TIME : 2:32.423		DIFFERENCE : 7.826		
LAP	SECTOR 1	SECTOR 2	LAP TIME	MPH	DIFF	TIME OF DAY
1 -		<b>1:00.414</b>	<b>2:32.423 (1)</b>	<b>51.48</b>		<b>15:16:54.350</b>

<b>P13 77 Over</b>		<b>WORTHINGTON / TODD</b>		Yamaha Xs 880Cc TERRY MEAD -		
IDEAL LAP TIME :		BEST LAP TIME : 2:35.970		DIFFERENCE :		
LAP	SECTOR 1	SECTOR 2	LAP TIME	MPH	DIFF	TIME OF DAY
1 -		<b>1:02.311</b>	<b>2:35.970 (1)</b>	<b>50.31</b>		<b>15:16:57.897</b>

# International Sidecar Revival Meeting 2021

## Camathias Cup Sidecars

### RACE 9 - BEST SECTORS

SECTOR 1			SECTOR 2			IDEAL / BEST COMPARISON						
POS	NO	NAME	TIME	NO	NAME	TIME	POS	NO	NAME	IDEAL	BEST	DIFF
									<b>PERFECT LAP</b>	<b>2:07.580</b>		
1	9	CLARKE / VISSCHER	1:12.951	9	CLARKE / VISSCHER	54.629	1	9	CLARKE / VISSCHER	2:07.580	2:07.580	0.000
2	197	DAWSON / QUIRK	1:13.218	24	THIRKELL / JOHNSON	54.714	2	197	DAWSON / QUIRK	2:08.643	2:08.902	0.259
3	24	THIRKELL / JOHNSON	1:14.705	197	DAWSON / QUIRK	55.425	3	24	THIRKELL / JOHNSON	2:09.419	2:09.419	0.000
4	147	LISSAMAN / LEETON	1:15.963	147	LISSAMAN / LEETON	55.732	4	147	LISSAMAN / LEETON	2:11.695	2:11.779	0.084
5	38	CLANCY / CLANCY	1:16.008	38	CLANCY / CLANCY	55.908	5	38	CLANCY / CLANCY	2:11.916	2:12.239	0.323
6	35	GRISTWOOD / CRACKNELL	1:16.354	35	GRISTWOOD / CRACKNELL	56.252	6	35	GRISTWOOD / CRACKNELL	2:12.606	2:12.646	0.040
7	17	WALTERS / NIX	1:20.706	8	PERKINS / NICKELS	58.719	7	17	WALTERS / NIX	2:19.682	2:19.958	0.276
8	8	PERKINS / NICKELS	1:21.108	17	WALTERS / NIX	58.976	8	8	PERKINS / NICKELS	2:19.827	2:19.827	0.000
9	72	CHAMP / LINES	1:24.183	72	CHAMP / LINES	1:00.414	9	72	CHAMP / LINES	2:24.597	2:32.423	7.826
10	101	RYDEN / PRENTICE	1:25.099	101	RYDEN / PRENTICE	1:01.164	10	101	RYDEN / PRENTICE	2:26.263	2:26.625	0.362
11	11	COX / SHARPE	1:26.567	11	COX / SHARPE	1:01.488	11	11	COX / SHARPE	2:28.055	2:28.055	0.000
12	64	CHRISTIAN / HARDISTY	1:27.871	77	WORTHINGTON / TODD	1:02.311	12	64	CHRISTIAN / HARDISTY	2:31.667	2:31.768	0.101
13				64	CHRISTIAN / HARDISTY	1:03.796	13	77	WORTHINGTON / TODD		2:35.970	
14												
15												
16												
17												

Weather / Track : Cloudy / Drying

Results can be found at [www.tsl-timing.com](http://www.tsl-timing.com)

Cadwell Park  
Circuit Length = 2.1800 miles  
Start: 15:14 Flag 15:29 End: 15:31

Printed - 15:32 Sunday, 08 August 2021

# International Sidecar Revival Meeting 2021

## Camathias Cup Sidecars

### RACE 9 - STATISTICS

**Competitors Started** 13  
**Planned Start** 2021-08-08 @ 14:45:00.000  
**Actual Start** 2021-08-08 @ 15:14:21.926  
**Finish Time** 2021-08-08 @ 15:29:31.714  
**Track Length** 2.1800mi.  
**Total Laps** 73  
**Total Distance Covered** 159.1413mi.

#### Session Fastest Lap History

NO	CL	NAME	LAP TIME	TIME OF DAY	LAP	VEHICLE
9	Over	CLARKE / VISSCHER	2:16.547	15:16:38.496	1	KCR BMW - MOORESPEED
9	Over	CLARKE / VISSCHER	2:10.719	15:18:49.214	2	KCR BMW - MOORESPEED
9	Over	CLARKE / VISSCHER	2:08.762	15:20:57.976	3	KCR BMW - MOORESPEED
9	Over	CLARKE / VISSCHER	2:07.580	15:23:05.556	4	KCR BMW - MOORESPEED

#### Session Leader History

NO	CL	NAME	FROM LAP	LAPS LED	DISTANCE	VEHICLE
9	Over	CLARKE / VISSCHER	1	7	15.26 miles	KCR BMW - MOORESPEED

#### Flag History

TYPE	TIME OF DAY
GREEN	15:14:21.926
FINISH	15:29:31.714

#### Flag Statistics

TYPE	COUNT	TOTAL LAPS	TOTAL TIME
Green	1	7	17:27.466
Red	0	0	0.000
Safety Car	0	0	0.000
FCY	0	0	0.000

# International Sidecar Revival Meeting 2021

## Camathias Cup Sidecars

### RACE 9 - STATISTICS

CLASS : Over

9 Starters

#### Fastest Lap History

NO	NAME	LAP TIME	TIME OF DAY	LAP	VEHICLE
9	CLARKE / VISSCHER	2:16.547	15:16:38.496	1	KCR BMW - MOORESPEED
9	CLARKE / VISSCHER	2:10.719	15:18:49.214	2	KCR BMW - MOORESPEED
9	CLARKE / VISSCHER	2:08.762	15:20:57.976	3	KCR BMW - MOORESPEED
9	CLARKE / VISSCHER	2:07.580	15:23:05.556	4	KCR BMW - MOORESPEED

#### Leader History

NO	NAME	FROM LAP	LAPS LED	DISTANCE	VEHICLE
9	CLARKE / VISSCHER	1	7	15.26 miles	KCR BMW - MOORESPEED

# International Sidecar Revival Meeting 2021

## Camathias Cup Sidecars

### RACE 9 - STATISTICS

CLASS : Upto

4 Starters

#### Fastest Lap History

NO	NAME	LAP TIME	TIME OF DAY	LAP	VEHICLE
8	PERKINS / NICKELS	2:32.028	15:16:53.980	1	BMW 750
8	PERKINS / NICKELS	2:25.450	15:19:19.429	2	BMW 750
8	PERKINS / NICKELS	2:22.341	15:21:41.770	3	BMW 750
8	PERKINS / NICKELS	2:20.552	15:24:02.323	4	BMW 750
8	PERKINS / NICKELS	2:20.179	15:26:22.501	5	BMW 750
8	PERKINS / NICKELS	2:19.827	15:31:03.166	7	BMW 750

#### Leader History

NO	NAME	FROM LAP	LAPS LED	DISTANCE	VEHICLE
8	PERKINS / NICKELS	1	7	15.26 miles	BMW 750